

Date
Wednesday, 13th October 2004
0700 - 1000 (AM Peak)

Movement 7.1: Left from Lake Road to Woodside (East)									Original Data	
TIME	P/CYCLE	M/CYCLE	CAR	TAXI	LGV	OGV1	OGV2	BUS/COACH	TOTAL	PCU TOTAL
0700 - 0715	0	1	1	0	0	0	0	0	2	1.40
0715 - 0730	0	0	0	0	0	0	0	0	0	0.00
0730 - 0745	0	0	1	0	0	0	0	0	1	1.00
0745 - 0800	0	0	1	0	0	0	0	0	1	1.00
Hourly Total	0	1	3	0	0	0	0	0	4	3.40
Hourly Average	0.00	0.25	0.75	0.00	0.00	0.00	0.00	0.00	1.00	0.85
0800 - 0815	0	0	1	0	0	0	0	0	1	1.00
0815 - 0830	0	0	4	0	0	0	0	0	4	4.00
0830 - 0845	0	0	15	0	1	0	0	0	16	16.00
0845 - 0900	0	0	7	0	2	1	0	0	10	10.50
Hourly Total	0	0	27	0	3	1	0	0	31	31.50
Hourly Average	0.00	0.00	6.75	0.00	0.75	0.25	0.00	0.00	7.75	7.88
0900 - 0915	0	0	4	0	0	0	0	0	4	4.00
0915 - 0930	0	0	4	0	1	0	0	0	5	5.00
0930 - 0945	0	0	2	0	1	1	0	0	4	4.50
0945 - 1000	0	0	4	0	0	0	0	0	4	4.00
Hourly Total	0	0	14	0	2	1	0	0	17	17.50
Hourly Average	0.00	0.00	3.50	0.00	0.50	0.25	0.00	0.00	4.25	4.38

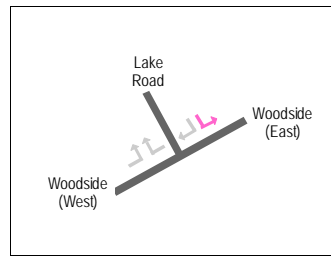
AM Session Total	0	1	44	0	5	2	0	0	52	52.40
AM Session Average	0.00	0.08	3.67	0.00	0.42	0.17	0.00	0.00	4.33	4.37

Movement 7.1: Left from Lake Road to Woodside (East)									Flow in Vehicles / Hour	
TIME	P/CYCLE	M/CYCLE	CAR	TAXI	LGV	OGV1	OGV2	BUS/COACH	TOTAL	PCU TOTAL
0700 - 0715	0	4	4	0	0	0	0	0	8	5.60
0715 - 0730	0	0	0	0	0	0	0	0	0	0.00
0730 - 0745	0	0	4	0	0	0	0	0	4	4.00
0745 - 0800	0	0	4	0	0	0	0	0	4	4.00
Hourly Total	0	4	12	0	0	0	0	0	16	13.60
Hourly Average	0.00	1.00	3.00	0.00	0.00	0.00	0.00	0.00	4.00	3.40
0800 - 0815	0	0	4	0	0	0	0	0	4	4.00
0815 - 0830	0	0	16	0	0	0	0	0	16	16.00
0830 - 0845	0	0	60	0	4	0	0	0	64	64.00
0845 - 0900	0	0	28	0	8	4	0	0	40	42.00
Hourly Total	0	0	108	0	12	4	0	0	124	126.00
Hourly Average	0.00	0.00	27.00	0.00	3.00	1.00	0.00	0.00	31.00	31.50
0900 - 0915	0	0	16	0	0	0	0	0	16	16.00
0915 - 0930	0	0	16	0	4	0	0	0	20	20.00
0930 - 0945	0	0	8	0	4	4	0	0	16	18.00
0945 - 1000	0	0	16	0	0	0	0	0	16	16.00
Hourly Total	0	0	56	0	8	4	0	0	68	70.00
Hourly Average	0.00	0.00	14.00	0.00	2.00	1.00	0.00	0.00	17.00	17.50

AM Session Total	0	4	176	0	20	8	0	0	208	209.60
AM Session Average	0.00	0.33	14.67	0.00	1.67	0.67	0.00	0.00	17.33	17.47

Movement 7.1: Left from Lake Road to Woodside (East)									Traffic Mix	
TIME	P/CYCLE	M/CYCLE	CAR	TAXI	LGV	OGV1	OGV2	BUS/COACH	TOTAL	PCU TOTAL
0700 - 0715	0.00	0.50	0.50	0.00	0.00	0.00	0.00	0.00	1	0.70
0715 - 0730	0.00	0.00	0.00	0.00	0.00	0.00	0.00	0.00	0	0.00
0730 - 0745	0.00	0.00	1.00	0.00	0.00	0.00	0.00	0.00	1	1.00
0745 - 0800	0.00	0.00	1.00	0.00	0.00	0.00	0.00	0.00	1	1.00
Hourly Total	0.00	0.50	2.50	0.00	0.00	0.00	0.00	0.00	3	2.70
Hourly Average	0.00	0.13	0.63	0.00	0.00	0.00	0.00	0.00	0.75	0.68
0800 - 0815	0.00	0.00	1.00	0.00	0.00	0.00	0.00	0.00	1	1.00
0815 - 0830	0.00	0.00	1.00	0.00	0.00	0.00	0.00	0.00	1	1.00
0830 - 0845	0.00	0.00	0.94	0.00	0.06	0.00	0.00	0.00	1	1.00
0845 - 0900	0.00	0.00	0.70	0.00	0.20	0.10	0.00	0.00	1	1.05
Hourly Total	0.00	0.00	3.64	0.00	0.26	0.10	0.00	0.00	4	4.05
Hourly Average	0.00	0.00	0.91	0.00	0.07	0.03	0.00	0.00	1.00	1.01
0900 - 0915	0.00	0.00	1.00	0.00	0.00	0.00	0.00	0.00	1	1.00
0915 - 0930	0.00	0.00	0.80	0.00	0.20	0.00	0.00	0.00	1	1.00
0930 - 0945	0.00	0.00	0.50	0.00	0.25	0.25	0.00	0.00	1	1.13
0945 - 1000	0.00	0.00	1.00	0.00	0.00	0.00	0.00	0.00	1	1.00
Hourly Total	0.00	0.00	3.30	0.00	0.45	0.25	0.00	0.00	4	4.13
Hourly Average	0.00	0.00	0.83	0.00	0.11	0.06	0.00	0.00	1.00	1.03

AM Session Total	0.00	0.50	9.44	0.00	0.71	0.35	0.00	0.00	11	10.88
AM Session Average	0.00	0.04	0.79	0.00	0.06	0.03	0.00	0.00	0.92	0.91



Movement 7.1: Left from Lake Road to Woodside (East)									Original Data	
TIME	P/CYCLE	M/CYCLE	CAR	TAXI	LGV	OGV1	OGV2	BUS/COACH	TOTAL	PCU TOTAL
1130 - 1145	0	0	1	0	0	0	0	0	1	1.00
1145 - 1200	0	0	1	0	0	0	0	0	1	1.00
1200 - 1215	0	0	1	0	1	1	0	0	3	3.50
1215 - 1230	0	0	3	0	1	0	0	0	4	4.00
Hourly Total	0	0	6	0	2	1	0	0	9	9.50
Hourly Average	0.00	0.00	1.50	0.00	0.50	0.25	0.00	0.00	2.25	2.38
1230 - 1245	0	0	2	0	0	0	0	0	2	2.00
1245 - 1300	0	0	2	0	0	0	0	0	2	2.00
1300 - 1315	0	0	3	1	0	0	0	0	4	4.00
1315 - 1330	0	0	0	0	0	1	0	0	1	1.50
Hourly Total	0	0	7	1	0	1	0	0	9	9.50
Hourly Average	0.00	0.00	1.75	0.25	0.00	0.25	0.00	0.00	2.25	2.38
1330 - 1345	0	0	1	0	0	0	0	0	1	1.00
1345 - 1400	0	0	0	0	0	0	0	0	0	0.00
1400 - 1415	0	0	3	0	0	0	0	0	3	3.00
1415 - 1430	0	0	1	0	0	1	0	0	2	2.50
Hourly Total	0	0	5	0	0	1	0	0	6	6.50
Hourly Average	0.00	0.00	1.25	0.00	0.00	0.25	0.00	0.00	1.50	1.63

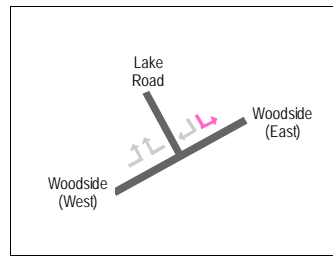
Inter Session Total	0	0	18	1	2	3	0	0	24	25.50
Inter Session Average	0.00	0.00	1.50	0.08	0.17	0.25	0.00	0.00	2.00	2.13

Movement 7.1: Left from Lake Road to Woodside (East)									Flow in Vehicles / Hour	
TIME	P/CYCLE	M/CYCLE	CAR	TAXI	LGV	OGV1	OGV2	BUS/COACH	TOTAL	PCU TOTAL
1130 - 1145	0	0	4	0	0	0	0	0	4	4.00
1145 - 1200	0	0	4	0	0	0	0	0	4	4.00
1200 - 1215	0	0	4	0	4	4	0	0	12	14.00
1215 - 1230	0	0	12	0	4	0	0	0	16	16.00
Hourly Total	0	0	24	0	8	4	0	0	36	38.00
Hourly Average	0.00	0.00	6.00	0.00	2.00	1.00	0.00	0.00	9.00	9.50
1230 - 1245	0	0	8	0	0	0	0	0	8	8.00
1245 - 1300	0	0	8	0	0	0	0	0	8	8.00
1300 - 1315	0	0	12	4	0	0	0	0	16	16.00
1315 - 1330	0	0	0	0	0	4	0	0	4	6.00
Hourly Total	0	0	28	4	0	4	0	0	36	38.00
Hourly Average	0.00	0.00	7.00	1.00	0.00	1.00	0.00	0.00	9.00	9.50
1330 - 1345	0	0	4	0	0	0	0	0	4	4.00
1345 - 1400	0	0	0	0	0	0	0	0	0	0.00
1400 - 1415	0	0	12	0	0	0	0	0	12	12.00
1415 - 1430	0	0	4	0	0	4	0	0	8	10.00
Hourly Total	0	0	20	0	0	4	0	0	24	26.00
Hourly Average	0.00	0.00	5.00	0.00	0.00	1.00	0.00	0.00	6.00	6.50

Inter Session Total	0	0	72	4	8	12	0	0	96	102.00
Inter Session Average	0.00	0.00	6.00	0.33	0.67	1.00	0.00	0.00	8.00	8.50

Movement 7.1: Left from Lake Road to Woodside (East)									Traffic Mix	
TIME	P/CYCLE	M/CYCLE	CAR	TAXI	LGV	OGV1	OGV2	BUS/COACH	TOTAL	PCU TOTAL
1130 - 1145	0.00	0.00	1.00	0.00	0.00	0.00	0.00	0.00	1	1.00
1145 - 1200	0.00	0.00	1.00	0.00	0.00	0.00	0.00	0.00	1	1.00
1200 - 1215	0.00	0.00	0.33	0.00	0.33	0.33	0.00	0.00	1	1.17
1215 - 1230	0.00	0.00	0.75	0.00	0.25	0.00	0.00	0.00	1	1.00
Hourly Total	0.00	0.00	3.08	0.00	0.58	0.33	0.00	0.00	4	4.17
Hourly Average	0.00	0.00	0.77	0.00	0.15	0.08	0.00	0.00	1.00	1.04
1230 - 1245	0.00	0.00	1.00	0.00	0.00	0.00	0.00	0.00	1	1.00
1245 - 1300	0.00	0.00	1.00	0.00	0.00	0.00	0.00	0.00	1	1.00
1300 - 1315	0.00	0.00	0.75	0.25	0.00	0.00	0.00	0.00	1	1.00
1315 - 1330	0.00	0.00	0.00	0.00	0.00	1.00	0.00	0.00	1	1.50
Hourly Total	0.00	0.00	2.75	0.25	0.00	1.00	0.00	0.00	4	4.50
Hourly Average	0.00	0.00	0.69	0.06	0.00	0.25	0.00	0.00	1.00	1.13
1330 - 1345	0.00	0.00	1.00	0.00	0.00	0.00	0.00	0.00	1	1.00
1345 - 1400	0.00	0.00	0.00	0.00	0.00	0.00	0.00	0.00	0	0.00
1400 - 1415	0.00	0.00	1.00	0.00	0.00	0.00	0.00	0.00	1	1.00
1415 - 1430	0.00	0.00	0.50	0.00	0.00	0.50	0.00	0.00	1	1.25
Hourly Total	0.00	0.00	2.50	0.00	0.00	0.50	0.00	0.00	3	3.25
Hourly Average	0.00	0.00	0.63	0.00	0.00	0.13	0.00	0.00	0.75	0.81

Inter Session Total	0.00	0.00	8.33	0.25	0.58	1.83	0.00	0.00	11	11.92
Inter Session Average	0.00	0.00	0.69	0.02	0.05	0.15	0.00	0.00	0.92	0.99

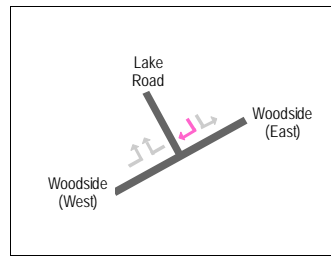


Date
Wednesday, 13th October 2004
1500 - 1900 (PM Peak)

Movement 7.1: Left from Lake Road to Woodside (East)									Original Data	
TIME	P/CYCLE	M/CYCLE	CAR	TAXI	LGV	OGV1	OGV2	BUS/COACH	TOTAL	PCU TOTAL
1500 - 1515	0	0	3	0	0	0	0	0	3	3.00
1515 - 1530	0	0	8	0	0	0	0	0	8	8.00
1530 - 1545	0	0	20	0	1	0	0	0	21	21.00
1545 - 1600	0	0	7	0	0	0	0	0	7	7.00
Hourly Total	0	0	38	0	1	0	0	0	39	39.00
Hourly Average	0.00	0.00	9.50	0.00	0.25	0.00	0.00	0.00	9.75	9.75
1600 - 1615	0	0	1	0	1	0	0	0	2	2.00
1615 - 1630	0	0	3	0	0	0	0	0	3	3.00
1630 - 1645	0	0	18	0	0	1	0	0	19	19.50
1645 - 1700	0	0	2	0	0	1	0	0	3	3.50
Hourly Total	0	0	24	0	1	2	0	0	27	28.00
Hourly Average	0.00	0.00	6.00	0.00	0.25	0.50	0.00	0.00	6.75	7.00
1700 - 1715	0	0	3	0	3	1	0	0	7	7.50
1715 - 1730	0	0	2	0	0	0	0	0	2	2.00
1730 - 1745	0	0	1	0	0	0	0	0	1	1.00
1745 - 1800	0	0	2	0	0	0	0	0	2	2.00
Hourly Total	0	0	8	0	3	1	0	0	12	12.50
Hourly Average	0.00	0.00	2.00	0.00	0.75	0.25	0.00	0.00	3.00	3.13
1800 - 1815	0	0	0	0	0	0	0	0	0	0.00
1815 - 1830	0	0	2	0	0	0	0	0	2	2.00
1830 - 1845	0	0	1	0	0	0	0	0	1	1.00
1845 - 1900	0	0	1	0	0	0	0	0	1	1.00
Hourly Total	0	0	4	0	0	0	0	0	4	4.00
Hourly Average	0.00	0.00	1.00	0.00	0.00	0.00	0.00	0.00	1.00	1.00
PM Session Total	0	0	74	0	5	3	0	0	82	83.50
PM Session Average	0.00	0.00	4.63	0.00	0.31	0.19	0.00	0.00	5.13	5.22

Movement 7.1: Left from Lake Road to Woodside (East)									Flow in Vehicles / Hour	
TIME	P/CYCLE	M/CYCLE	CAR	TAXI	LGV	OGV1	OGV2	BUS/COACH	TOTAL	PCU TOTAL
1500 - 1515	0	0	12	0	0	0	0	0	12	12.00
1515 - 1530	0	0	32	0	0	0	0	0	32	32.00
1530 - 1545	0	0	80	0	4	0	0	0	84	84.00
1545 - 1600	0	0	28	0	0	0	0	0	28	28.00
Hourly Total	0	0	152	0	4	0	0	0	156	156.00
Hourly Average	0.00	0.00	38.00	0.00	1.00	0.00	0.00	0.00	39.00	39.00
1600 - 1615	0	0	4	0	4	0	0	0	8	8.00
1615 - 1630	0	0	12	0	0	0	0	0	12	12.00
1630 - 1645	0	0	72	0	0	4	0	0	76	78.00
1645 - 1700	0	0	8	0	0	4	0	0	12	14.00
Hourly Total	0	0	96	0	4	8	0	0	108	112.00
Hourly Average	0.00	0.00	24.00	0.00	1.00	2.00	0.00	0.00	27.00	28.00
1700 - 1715	0	0	12	0	12	4	0	0	28	30.00
1715 - 1730	0	0	8	0	0	0	0	0	8	8.00
1730 - 1745	0	0	4	0	0	0	0	0	4	4.00
1745 - 1800	0	0	8	0	0	0	0	0	8	8.00
Hourly Total	0	0	32	0	12	4	0	0	48	50.00
Hourly Average	0.00	0.00	8.00	0.00	3.00	1.00	0.00	0.00	12.00	12.50
1800 - 1815	0	0	0	0	0	0	0	0	0	0.00
1815 - 1830	0	0	8	0	0	0	0	0	8	8.00
1830 - 1845	0	0	4	0	0	0	0	0	4	4.00
1845 - 1900	0	0	4	0	0	0	0	0	4	4.00
Hourly Total	0	0	16	0	0	0	0	0	16	16.00
Hourly Average	0.00	0.00	4.00	0.00	0.00	0.00	0.00	0.00	4.00	4.00
PM Session Total	0	0	296	0	20	12	0	0	328	334.00
PM Session Average	0.00	0.00	18.50	0.00	1.25	0.75	0.00	0.00	20.50	20.88

Movement 7.1: Left from Lake Road to Woodside (East)									Traffic Mix	
TIME	P/CYCLE	M/CYCLE	CAR	TAXI	LGV	OGV1	OGV2	BUS/COACH	TOTAL	PCU TOTAL
1500 - 1515	0.00	0.00	1.00	0.00	0.00	0.00	0.00	0.00	1	1.00
1515 - 1530	0.00	0.00	1.00	0.00	0.00	0.00	0.00	0.00	1	1.00
1530 - 1545	0.00	0.00	0.95	0.00	0.05	0.00	0.00	0.00	1	1.00
1545 - 1600	0.00	0.00	1.00	0.00	0.00	0.00	0.00	0.00	1	1.00
Hourly Total	0.00	0.00	3.95	0.00	0.05	0.00	0.00	0.00	4	4.00
Hourly Average	0.00	0.00	0.99	0.00	0.01	0.00	0.00	0.00	1.00	1.00
1600 - 1615	0.00	0.00	0.50	0.00	0.50	0.00	0.00	0.00	1	1.00
1615 - 1630	0.00	0.00	1.00	0.00	0.00	0.00	0.00	0.00	1	1.00
1630 - 1645	0.00	0.00	0.95	0.00	0.00	0.05	0.00	0.00	1	1.03
1645 - 1700	0.00	0.00	0.67	0.00	0.00	0.33	0.00	0.00	1	1.17
Hourly Total	0.00	0.00	3.11	0.00	0.50	0.39	0.00	0.00	4	4.19
Hourly Average	0.00	0.00	0.78	0.00	0.13	0.10	0.00	0.00	1.00	1.05
1700 - 1715	0.00	0.00	0.43	0.00	0.43	0.14	0.00	0.00	1	1.07
1715 - 1730	0.00	0.00	1.00	0.00	0.00	0.00	0.00	0.00	1	1.00
1730 - 1745	0.00	0.00	1.00	0.00	0.00	0.00	0.00	0.00	1	1.00
1745 - 1800	0.00	0.00	1.00	0.00	0.00	0.00	0.00	0.00	1	1.00
Hourly Total	0.00	0.00	3.43	0.00	0.43	0.14	0.00	0.00	4	4.07
Hourly Average	0.00	0.00	0.86	0.00	0.11	0.04	0.00	0.00	1.00	1.02
1800 - 1815	0.00	0.00	0.00	0.00	0.00	0.00	0.00	0.00	0	0.00
1815 - 1830	0.00	0.00	1.00	0.00	0.00	0.00	0.00	0.00	1	1.00
1830 - 1845	0.00	0.00	1.00	0.00	0.00	0.00	0.00	0.00	1	1.00
1845 - 1900	0.00	0.00	1.00	0.00	0.00	0.00	0.00	0.00	1	1.00
Hourly Total	0.00	0.00	3.00	0.00	0.00	0.00	0.00	0.00	3	3.00
Hourly Average	0.00	0.00	0.75	0.00	0.00	0.00	0.00	0.00	0.75	0.75
PM Session Total	0.00	0.00	13.49	0.00	0.98	0.53	0.00	0.00	15.00	15.26
PM Session Average	0.00	0.00	0.84	0.00	0.06	0.03	0.00	0.00	0.94	0.95



Date
Wednesday, 13th October 2004
0700 - 1000 (AM Peak)

Movement 7.2: Right from Lake Road to Woodside (West)									Original Data	
TIME	P/CYCLE	M/CYCLE	CAR	TAXI	LGV	OGV1	OGV2	BUS/COACH	TOTAL	PCU TOTAL
0700 - 0715	0	0	4	0	0	0	0	0	4	4.00
0715 - 0730	0	0	1	0	0	0	0	0	1	1.00
0730 - 0745	0	0	5	0	0	0	0	0	5	5.00
0745 - 0800	0	0	9	0	2	0	0	0	11	11.00
Hourly Total	0	0	19	0	2	0	0	0	21	21.00
Hourly Average	0.00	0.00	4.75	0.00	0.50	0.00	0.00	0.00	5.25	5.25
0800 - 0815	0	0	13	0	0	0	0	0	13	13.00
0815 - 0830	0	0	22	0	0	0	0	0	22	22.00
0830 - 0845	0	0	8	0	0	0	0	0	8	8.00
0845 - 0900	0	1	15	0	0	0	0	0	16	15.40
Hourly Total	0	1	58	0	0	0	0	0	59	58.40
Hourly Average	0.00	0.25	14.50	0.00	0.00	0.00	0.00	0.00	14.75	14.60
0900 - 0915	0	0	14	0	0	0	0	0	14	14.00
0915 - 0930	0	0	2	0	0	0	0	0	2	2.00
0930 - 0945	0	2	5	1	0	0	0	0	8	6.80
0945 - 1000	0	0	3	0	2	0	0	0	5	5.00
Hourly Total	0	2	24	1	2	0	0	0	29	27.80
Hourly Average	0.00	0.50	6.00	0.25	0.50	0.00	0.00	0.00	7.25	6.95

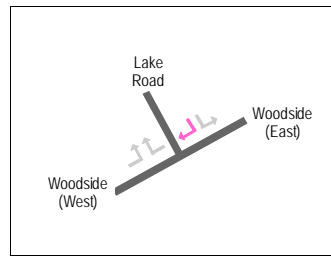
AM Session Total	0	3	101	1	4	0	0	0	109	107.20
AM Session Average	0.00	0.25	8.42	0.08	0.33	0.00	0.00	0.00	9.08	8.93

Movement 7.2: Right from Lake Road to Woodside (West)									Flow in Vehicles / Hour	
TIME	P/CYCLE	M/CYCLE	CAR	TAXI	LGV	OGV1	OGV2	BUS/COACH	TOTAL	PCU TOTAL
0700 - 0715	0	0	16	0	0	0	0	0	16	16.00
0715 - 0730	0	0	4	0	0	0	0	0	4	4.00
0730 - 0745	0	0	20	0	0	0	0	0	20	20.00
0745 - 0800	0	0	36	0	8	0	0	0	44	44.00
Hourly Total	0	0	76	0	8	0	0	0	84	84.00
Hourly Average	0.00	0.00	19.00	0.00	2.00	0.00	0.00	0.00	21.00	21.00
0800 - 0815	0	0	52	0	0	0	0	0	52	52.00
0815 - 0830	0	0	88	0	0	0	0	0	88	88.00
0830 - 0845	0	0	32	0	0	0	0	0	32	32.00
0845 - 0900	0	4	60	0	0	0	0	0	64	61.60
Hourly Total	0	4	232	0	0	0	0	0	236	233.60
Hourly Average	0.00	1.00	58.00	0.00	0.00	0.00	0.00	0.00	59.00	58.40
0900 - 0915	0	0	56	0	0	0	0	0	56	56.00
0915 - 0930	0	0	8	0	0	0	0	0	8	8.00
0930 - 0945	0	8	20	4	0	0	0	0	32	27.20
0945 - 1000	0	0	12	0	8	0	0	0	20	20.00
Hourly Total	0	8	96	4	8	0	0	0	116	111.20
Hourly Average	0.00	2.00	24.00	1.00	2.00	0.00	0.00	0.00	29.00	27.80

AM Session Total	0	12	404	4	16	0	0	0	436	428.80
AM Session Average	0.00	1.00	33.67	0.33	1.33	0.00	0.00	0.00	36.33	35.73

Movement 7.2: Right from Lake Road to Woodside (West)									Traffic Mix	
TIME	P/CYCLE	M/CYCLE	CAR	TAXI	LGV	OGV1	OGV2	BUS/COACH	TOTAL	PCU TOTAL
0700 - 0715	0.00	0.00	1.00	0.00	0.00	0.00	0.00	0.00	1	1.00
0715 - 0730	0.00	0.00	1.00	0.00	0.00	0.00	0.00	0.00	1	1.00
0730 - 0745	0.00	0.00	1.00	0.00	0.00	0.00	0.00	0.00	1	1.00
0745 - 0800	0.00	0.00	0.82	0.00	0.18	0.00	0.00	0.00	1	1.00
Hourly Total	0.00	0.00	3.82	0.00	0.18	0.00	0.00	0.00	4	4.00
Hourly Average	0.00	0.00	0.95	0.00	0.05	0.00	0.00	0.00	1.00	1.00
0800 - 0815	0.00	0.00	1.00	0.00	0.00	0.00	0.00	0.00	1	1.00
0815 - 0830	0.00	0.00	1.00	0.00	0.00	0.00	0.00	0.00	1	1.00
0830 - 0845	0.00	0.00	1.00	0.00	0.00	0.00	0.00	0.00	1	1.00
0845 - 0900	0.00	0.06	0.94	0.00	0.00	0.00	0.00	0.00	1	0.96
Hourly Total	0.00	0.06	3.94	0.00	0.00	0.00	0.00	0.00	4	3.96
Hourly Average	0.00	0.02	0.98	0.00	0.00	0.00	0.00	0.00	1.00	0.99
0900 - 0915	0.00	0.00	1.00	0.00	0.00	0.00	0.00	0.00	1	1.00
0915 - 0930	0.00	0.00	1.00	0.00	0.00	0.00	0.00	0.00	1	1.00
0930 - 0945	0.00	0.25	0.63	0.13	0.00	0.00	0.00	0.00	1	0.85
0945 - 1000	0.00	0.00	0.60	0.00	0.40	0.00	0.00	0.00	1	1.00
Hourly Total	0.00	0.25	3.23	0.13	0.40	0.00	0.00	0.00	4	3.85
Hourly Average	0.00	0.06	0.81	0.03	0.10	0.00	0.00	0.00	1.00	0.96

AM Session Total	0.00	0.31	10.98	0.13	0.58	0.00	0.00	0.00	12	11.81
AM Session Average	0.00	0.03	0.92	0.01	0.05	0.00	0.00	0.00	1.00	0.98



Movement 7.2: Right from Lake Road to Woodside (West)									Original Data	
TIME	P/CYCLE	M/CYCLE	CAR	TAXI	LGV	OGV1	OGV2	BUS/COACH	TOTAL	PCU TOTAL
1130 - 1145	0	1	10	0	1	0	0	0	12	11.40
1145 - 1200	0	0	4	0	0	0	0	0	4	4.00
1200 - 1215	0	0	9	2	2	0	0	0	13	13.00
1215 - 1230	0	0	7	0	1	0	0	0	8	8.00
Hourly Total	0	1	30	2	4	0	0	0	37	36.40
Hourly Average	0.00	0.25	7.50	0.50	1.00	0.00	0.00	0.00	9.25	9.10
1230 - 1245	0	0	5	0	0	2	0	0	7	8.00
1245 - 1300	1	0	4	0	3	0	0	0	8	7.20
1300 - 1315	0	0	4	0	2	0	0	0	6	6.00
1315 - 1330	0	0	1	0	0	0	0	0	1	1.00
Hourly Total	1	0	14	0	5	2	0	0	22	22.20
Hourly Average	0.25	0.00	3.50	0.00	1.25	0.50	0.00	0.00	5.50	5.55
1330 - 1345	0	0	8	0	1	0	0	0	9	9.00
1345 - 1400	0	0	5	0	0	0	0	0	5	5.00
1400 - 1415	0	0	9	0	1	0	0	0	10	10.00
1415 - 1430	0	0	6	0	2	0	0	0	8	8.00
Hourly Total	0	0	28	0	4	0	0	0	32	32.00
Hourly Average	0.00	0.00	7.00	0.00	1.00	0.00	0.00	0.00	8.00	8.00

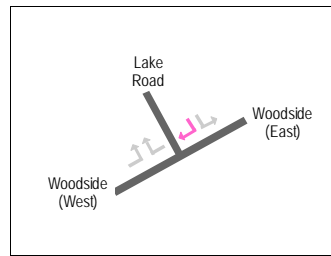
Inter Session Total	1	1	72	2	13	2	0	0	91	90.60
Inter Session Average	0.08	0.08	6.00	0.17	1.08	0.17	0.00	0.00	7.58	7.55

Movement 7.2: Right from Lake Road to Woodside (West)									Flow in Vehicles / Hour	
TIME	P/CYCLE	M/CYCLE	CAR	TAXI	LGV	OGV1	OGV2	BUS/COACH	TOTAL	PCU TOTAL
1130 - 1145	0	4	40	0	4	0	0	0	48	45.60
1145 - 1200	0	0	16	0	0	0	0	0	16	16.00
1200 - 1215	0	0	36	8	8	0	0	0	52	52.00
1215 - 1230	0	0	28	0	4	0	0	0	32	32.00
Hourly Total	0	4	120	8	16	0	0	0	148	145.60
Hourly Average	0.00	1.00	30.00	2.00	4.00	0.00	0.00	0.00	37.00	36.40
1230 - 1245	0	0	20	0	0	8	0	0	28	32.00
1245 - 1300	4	0	16	0	12	0	0	0	32	28.80
1300 - 1315	0	0	16	0	8	0	0	0	24	24.00
1315 - 1330	0	0	4	0	0	0	0	0	4	4.00
Hourly Total	4	0	56	0	20	8	0	0	88	88.80
Hourly Average	1.00	0.00	14.00	0.00	5.00	2.00	0.00	0.00	22.00	22.20
1330 - 1345	0	0	32	0	4	0	0	0	36	36.00
1345 - 1400	0	0	20	0	0	0	0	0	20	20.00
1400 - 1415	0	0	36	0	4	0	0	0	40	40.00
1415 - 1430	0	0	24	0	8	0	0	0	32	32.00
Hourly Total	0	0	112	0	16	0	0	0	128	128.00
Hourly Average	0.00	0.00	28.00	0.00	4.00	0.00	0.00	0.00	32.00	32.00

Inter Session Total	4	4	288	8	52	8	0	0	364	362.40
Inter Session Average	0.33	0.33	24.00	0.67	4.33	0.67	0.00	0.00	30.33	30.20

Movement 7.2: Right from Lake Road to Woodside (West)									Traffic Mix	
TIME	P/CYCLE	M/CYCLE	CAR	TAXI	LGV	OGV1	OGV2	BUS/COACH	TOTAL	PCU TOTAL
1130 - 1145	0.00	0.08	0.83	0.00	0.08	0.00	0.00	0.00	1	0.95
1145 - 1200	0.00	0.00	1.00	0.00	0.00	0.00	0.00	0.00	1	1.00
1200 - 1215	0.00	0.00	0.69	0.15	0.15	0.00	0.00	0.00	1	1.00
1215 - 1230	0.00	0.00	0.88	0.00	0.13	0.00	0.00	0.00	1	1.00
Hourly Total	0.00	0.08	3.40	0.15	0.36	0.00	0.00	0.00	4	3.95
Hourly Average	0.00	0.02	0.85	0.04	0.09	0.00	0.00	0.00	1.00	0.99
1230 - 1245	0.00	0.00	0.71	0.00	0.00	0.29	0.00	0.00	1	1.14
1245 - 1300	0.13	0.00	0.50	0.00	0.38	0.00	0.00	0.00	1	0.90
1300 - 1315	0.00	0.00	0.67	0.00	0.33	0.00	0.00	0.00	1	1.00
1315 - 1330	0.00	0.00	1.00	0.00	0.00	0.00	0.00	0.00	1	1.00
Hourly Total	0.13	0.00	2.88	0.00	0.71	0.29	0.00	0.00	4	4.04
Hourly Average	0.03	0.00	0.72	0.00	0.18	0.07	0.00	0.00	1.00	1.01
1330 - 1345	0.00	0.00	0.89	0.00	0.11	0.00	0.00	0.00	1	1.00
1345 - 1400	0.00	0.00	1.00	0.00	0.00	0.00	0.00	0.00	1	1.00
1400 - 1415	0.00	0.00	0.90	0.00	0.10	0.00	0.00	0.00	1	1.00
1415 - 1430	0.00	0.00	0.75	0.00	0.25	0.00	0.00	0.00	1	1.00
Hourly Total	0.00	0.00	3.54	0.00	0.46	0.00	0.00	0.00	4	4.00
Hourly Average	0.00	0.00	0.88	0.00	0.12	0.00	0.00	0.00	1.00	1.00

Inter Session Total	0.13	0.08	9.82	0.15	1.53	0.29	0.00	0.00	12	11.99
Inter Session Average	0.01	0.01	0.82	0.01	0.13	0.02	0.00	0.00	1.00	1.00

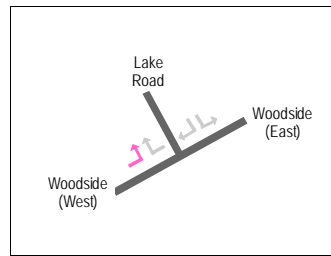


Date
Wednesday, 13th October 2004
1500 - 1900 (PM Peak)

Movement 7.2: Right from Lake Road to Woodside (West)									Original Data	
TIME	P/CYCLE	M/CYCLE	CAR	TAXI	LGV	OGV1	OGV2	BUS/COACH	TOTAL	PCU TOTAL
1500 - 1515	0	0	7	0	5	0	0	0	12	12.00
1515 - 1530	0	1	12	0	1	1	0	1	16	16.90
1530 - 1545	0	0	25	0	3	0	0	0	28	28.00
1545 - 1600	0	0	3	0	0	0	0	0	3	3.00
Hourly Total	0	1	47	0	9	1	0	1	59	59.90
Hourly Average	0.00	0.25	11.75	0.00	2.25	0.25	0.00	0.25	14.75	14.98
1600 - 1615	0	0	2	0	0	0	0	0	2	2.00
1615 - 1630	0	0	1	0	1	0	0	0	2	2.00
1630 - 1645	0	0	4	0	0	0	0	0	4	4.00
1645 - 1700	0	0	2	0	1	0	0	0	3	3.00
Hourly Total	0	0	9	0	2	0	0	0	11	11.00
Hourly Average	0.00	0.00	2.25	0.00	0.50	0.00	0.00	0.00	2.75	2.75
1700 - 1715	0	0	5	0	0	0	0	0	5	5.00
1715 - 1730	0	0	3	0	0	0	0	0	3	3.00
1730 - 1745	0	0	4	0	0	0	0	0	4	4.00
1745 - 1800	0	0	6	0	0	0	0	0	6	6.00
Hourly Total	0	0	18	0	0	0	0	0	18	18.00
Hourly Average	0.00	0.00	4.50	0.00	0.00	0.00	0.00	0.00	4.50	4.50
1800 - 1815	0	0	4	0	0	0	0	0	4	4.00
1815 - 1830	0	0	3	0	0	0	0	0	3	3.00
1830 - 1845	0	0	8	0	0	0	0	0	8	8.00
1845 - 1900	0	0	6	0	1	0	0	0	7	7.00
Hourly Total	0	0	21	0	1	0	0	0	22	22.00
Hourly Average	0.00	0.00	5.25	0.00	0.25	0.00	0.00	0.00	5.50	5.50
PM Session Total	0	1	95	0	12	1	0	1	110	110.90
PM Session Average	0.00	0.06	5.94	0.00	0.75	0.06	0.00	0.06	6.88	6.93

Movement 7.2: Right from Lake Road to Woodside (West)									Flow in Vehicles / Hour	
TIME	P/CYCLE	M/CYCLE	CAR	TAXI	LGV	OGV1	OGV2	BUS/COACH	TOTAL	PCU TOTAL
1500 - 1515	0	0	28	0	20	0	0	0	48	48.00
1515 - 1530	0	4	48	0	4	4	0	4	64	67.60
1530 - 1545	0	0	100	0	12	0	0	0	112	112.00
1545 - 1600	0	0	12	0	0	0	0	0	12	12.00
Hourly Total	0	4	188	0	36	4	0	4	236	239.60
Hourly Average	0.00	1.00	47.00	0.00	9.00	1.00	0.00	1.00	59.00	59.90
1600 - 1615	0	0	8	0	0	0	0	0	8	8.00
1615 - 1630	0	0	4	0	4	0	0	0	8	8.00
1630 - 1645	0	0	16	0	0	0	0	0	16	16.00
1645 - 1700	0	0	8	0	4	0	0	0	12	12.00
Hourly Total	0	0	36	0	8	0	0	0	44	44.00
Hourly Average	0.00	0.00	9.00	0.00	2.00	0.00	0.00	0.00	11.00	11.00
1700 - 1715	0	0	20	0	0	0	0	0	20	20.00
1715 - 1730	0	0	12	0	0	0	0	0	12	12.00
1730 - 1745	0	0	16	0	0	0	0	0	16	16.00
1745 - 1800	0	0	24	0	0	0	0	0	24	24.00
Hourly Total	0	0	72	0	0	0	0	0	72	72.00
Hourly Average	0.00	0.00	18.00	0.00	0.00	0.00	0.00	0.00	18.00	18.00
1800 - 1815	0	0	16	0	0	0	0	0	16	16.00
1815 - 1830	0	0	12	0	0	0	0	0	12	12.00
1830 - 1845	0	0	32	0	0	0	0	0	32	32.00
1845 - 1900	0	0	24	0	4	0	0	0	28	28.00
Hourly Total	0	0	84	0	4	0	0	0	88	88.00
Hourly Average	0.00	0.00	21.00	0.00	1.00	0.00	0.00	0.00	22.00	22.00
PM Session Total	0	4	380	0	48	4	0	4	440	443.60
PM Session Average	0.00	0.25	23.75	0.00	3.00	0.25	0.00	0.25	27.50	27.73

Movement 7.2: Right from Lake Road to Woodside (West)									Traffic Mix	
TIME	P/CYCLE	M/CYCLE	CAR	TAXI	LGV	OGV1	OGV2	BUS/COACH	TOTAL	PCU TOTAL
1500 - 1515	0.00	0.00	0.58	0.00	0.42	0.00	0.00	0.00	1	1.00
1515 - 1530	0.00	0.06	0.75	0.00	0.06	0.06	0.00	0.06	1	1.06
1530 - 1545	0.00	0.00	0.89	0.00	0.11	0.00	0.00	0.00	1	1.00
1545 - 1600	0.00	0.00	1.00	0.00	0.00	0.00	0.00	0.00	1	1.00
Hourly Total	0.00	0.06	3.23	0.00	0.59	0.06	0.00	0.06	4	4.06
Hourly Average	0.00	0.02	0.81	0.00	0.15	0.02	0.00	0.02	1.00	1.01
1600 - 1615	0.00	0.00	1.00	0.00	0.00	0.00	0.00	0.00	1	1.00
1615 - 1630	0.00	0.00	0.50	0.00	0.50	0.00	0.00	0.00	1	1.00
1630 - 1645	0.00	0.00	1.00	0.00	0.00	0.00	0.00	0.00	1	1.00
1645 - 1700	0.00	0.00	0.67	0.00	0.33	0.00	0.00	0.00	1	1.00
Hourly Total	0.00	0.00	3.17	0.00	0.83	0.00	0.00	0.00	4	4.00
Hourly Average	0.00	0.00	0.79	0.00	0.21	0.00	0.00	0.00	1.00	1.00
1700 - 1715	0.00	0.00	1.00	0.00	0.00	0.00	0.00	0.00	1	1.00
1715 - 1730	0.00	0.00	1.00	0.00	0.00	0.00	0.00	0.00	1	1.00
1730 - 1745	0.00	0.00	1.00	0.00	0.00	0.00	0.00	0.00	1	1.00
1745 - 1800	0.00	0.00	1.00	0.00	0.00	0.00	0.00	0.00	1	1.00
Hourly Total	0.00	0.00	4.00	0.00	0.00	0.00	0.00	0.00	4	4.00
Hourly Average	0.00	0.00	1.00	0.00	0.00	0.00	0.00	0.00	1.00	1.00
1800 - 1815	0.00	0.00	1.00	0.00	0.00	0.00	0.00	0.00	1	1.00
1815 - 1830	0.00	0.00	1.00	0.00	0.00	0.00	0.00	0.00	1	1.00
1830 - 1845	0.00	0.00	1.00	0.00	0.00	0.00	0.00	0.00	1	1.00
1845 - 1900	0.00	0.00	0.86	0.00	0.14	0.00	0.00	0.00	1	1.00
Hourly Total	0.00	0.00	3.86	0.00	0.14	0.00	0.00	0.00	4	4.00
Hourly Average	0.00	0.00	0.96	0.00	0.04	0.00	0.00	0.00	1.00	1.00
PM Session Total	0.00	0.06	14.25	0.00	1.56	0.06	0.00	0.06	16.00	16.06
PM Session Average	0.00	0.00	0.89	0.00	0.10	0.00	0.00	0.00	1.00	1.00



Date
Wednesday, 13th October 2004
0700 - 1000 (AM Peak)

Movement 7.3: Left from Woodside (West) to Lake Road									Original Data	
TIME	P/CYCLE	M/CYCLE	CAR	TAXI	LGV	OGV1	OGV2	BUS/COACH	TOTAL	PCU TOTAL
0700 - 0715	0	0	0	0	1	0	0	0	1	1.00
0715 - 0730	0	0	1	0	0	0	0	1	2	3.00
0730 - 0745	0	0	2	0	1	0	0	0	3	3.00
0745 - 0800	0	0	5	0	1	0	0	0	6	6.00
Hourly Total	0	0	8	0	3	0	0	1	12	13.00
Hourly Average	0.00	0.00	2.00	0.00	0.75	0.00	0.00	0.25	3.00	3.25
0800 - 0815	0	0	3	0	0	0	0	0	3	3.00
0815 - 0830	0	0	9	0	1	0	0	0	10	10.00
0830 - 0845	0	0	11	0	0	0	0	0	11	11.00
0845 - 0900	0	0	8	0	0	0	0	0	8	8.00
Hourly Total	0	0	31	0	1	0	0	0	32	32.00
Hourly Average	0.00	0.00	7.75	0.00	0.25	0.00	0.00	0.00	8.00	8.00
0900 - 0915	1	0	5	0	0	0	0	0	6	5.20
0915 - 0930	0	0	1	0	0	0	0	0	1	1.00
0930 - 0945	0	0	3	0	0	0	0	0	3	3.00
0945 - 1000	0	0	3	0	0	0	0	0	3	3.00
Hourly Total	1	0	12	0	0	0	0	0	13	12.20
Hourly Average	0.25	0.00	3.00	0.00	0.00	0.00	0.00	0.00	3.25	3.05

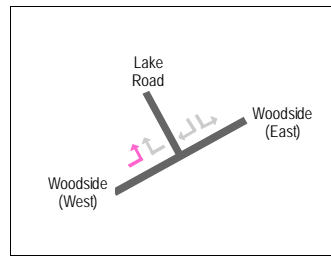
AM Session Total	1	0	51	0	4	0	0	1	57	57.20
AM Session Average	0.08	0.00	4.25	0.00	0.33	0.00	0.00	0.08	4.75	4.77

Movement 7.3: Left from Woodside (West) to Lake Road									Flow in Vehicles / Hour	
TIME	P/CYCLE	M/CYCLE	CAR	TAXI	LGV	OGV1	OGV2	BUS/COACH	TOTAL	PCU TOTAL
0700 - 0715	0	0	0	0	4	0	0	0	4	4.00
0715 - 0730	0	0	4	0	0	0	0	4	8	12.00
0730 - 0745	0	0	8	0	4	0	0	0	12	12.00
0745 - 0800	0	0	20	0	4	0	0	0	24	24.00
Hourly Total	0	0	32	0	12	0	0	4	48	52.00
Hourly Average	0.00	0.00	8.00	0.00	3.00	0.00	0.00	1.00	12.00	13.00
0800 - 0815	0	0	12	0	0	0	0	0	12	12.00
0815 - 0830	0	0	36	0	4	0	0	0	40	40.00
0830 - 0845	0	0	44	0	0	0	0	0	44	44.00
0845 - 0900	0	0	32	0	0	0	0	0	32	32.00
Hourly Total	0	0	124	0	4	0	0	0	128	128.00
Hourly Average	0.00	0.00	31.00	0.00	1.00	0.00	0.00	0.00	32.00	32.00
0900 - 0915	4	0	20	0	0	0	0	0	24	20.80
0915 - 0930	0	0	4	0	0	0	0	0	4	4.00
0930 - 0945	0	0	12	0	0	0	0	0	12	12.00
0945 - 1000	0	0	12	0	0	0	0	0	12	12.00
Hourly Total	4	0	48	0	0	0	0	0	52	48.80
Hourly Average	1.00	0.00	12.00	0.00	0.00	0.00	0.00	0.00	13.00	12.20

AM Session Total	4	0	204	0	16	0	0	4	228	228.80
AM Session Average	0.33	0.00	17.00	0.00	1.33	0.00	0.00	0.33	19.00	19.07

Movement 7.3: Left from Woodside (West) to Lake Road									Traffic Mix	
TIME	P/CYCLE	M/CYCLE	CAR	TAXI	LGV	OGV1	OGV2	BUS/COACH	TOTAL	PCU TOTAL
0700 - 0715	0.00	0.00	0.00	0.00	1.00	0.00	0.00	0.00	1	1.00
0715 - 0730	0.00	0.00	0.50	0.00	0.00	0.00	0.00	0.50	1	1.50
0730 - 0745	0.00	0.00	0.67	0.00	0.33	0.00	0.00	0.00	1	1.00
0745 - 0800	0.00	0.00	0.83	0.00	0.17	0.00	0.00	0.00	1	1.00
Hourly Total	0.00	0.00	2.00	0.00	1.50	0.00	0.00	0.50	4	4.50
Hourly Average	0.00	0.00	0.50	0.00	0.38	0.00	0.00	0.13	1.00	1.13
0800 - 0815	0.00	0.00	1.00	0.00	0.00	0.00	0.00	0.00	1	1.00
0815 - 0830	0.00	0.00	0.90	0.00	0.10	0.00	0.00	0.00	1	1.00
0830 - 0845	0.00	0.00	1.00	0.00	0.00	0.00	0.00	0.00	1	1.00
0845 - 0900	0.00	0.00	1.00	0.00	0.00	0.00	0.00	0.00	1	1.00
Hourly Total	0.00	0.00	3.90	0.00	0.10	0.00	0.00	0.00	4	4.00
Hourly Average	0.00	0.00	0.98	0.00	0.03	0.00	0.00	0.00	1.00	1.00
0900 - 0915	0.17	0.00	0.83	0.00	0.00	0.00	0.00	0.00	1	0.87
0915 - 0930	0.00	0.00	1.00	0.00	0.00	0.00	0.00	0.00	1	1.00
0930 - 0945	0.00	0.00	1.00	0.00	0.00	0.00	0.00	0.00	1	1.00
0945 - 1000	0.00	0.00	1.00	0.00	0.00	0.00	0.00	0.00	1	1.00
Hourly Total	0.17	0.00	3.83	0.00	0.00	0.00	0.00	0.00	4	3.87
Hourly Average	0.04	0.00	0.96	0.00	0.00	0.00	0.00	0.00	1.00	0.97

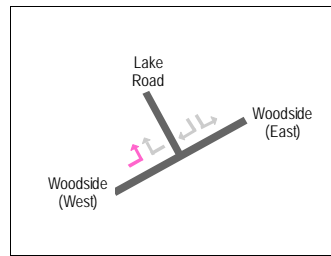
AM Session Total	0.17	0.00	9.73	0.00	1.60	0.00	0.00	0.50	12	12.37
AM Session Average	0.01	0.00	0.81	0.00	0.13	0.00	0.00	0.04	1.00	1.03



Movement 7.3: Left from Woodside (West) to Lake Road									Original Data	
TIME	P/CYCLE	M/CYCLE	CAR	TAXI	LGV	OGV1	OGV2	BUS/COACH	TOTAL	PCU TOTAL
1130 - 1145	0	0	2	0	1	0	0	0	3	3.00
1145 - 1200	0	0	3	0	0	0	0	0	3	3.00
1200 - 1215	0	1	1	0	0	0	0	0	2	1.40
1215 - 1230	0	0	1	0	0	0	0	0	1	1.00
Hourly Total	0	1	7	0	1	0	0	0	9	8.40
Hourly Average	0.00	0.25	1.75	0.00	0.25	0.00	0.00	0.00	2.25	2.10
1230 - 1245	0	0	0	0	0	0	0	0	0	0.00
1245 - 1300	0	0	4	0	1	0	0	0	5	5.00
1300 - 1315	0	0	4	0	1	0	0	0	5	5.00
1315 - 1330	0	0	4	0	1	0	0	0	5	5.00
Hourly Total	0	0	12	0	3	0	0	0	15	15.00
Hourly Average	0.00	0.00	3.00	0.00	0.75	0.00	0.00	0.00	3.75	3.75
1330 - 1345	0	0	1	0	0	0	0	0	1	1.00
1345 - 1400	0	0	2	0	0	0	0	0	2	2.00
1400 - 1415	0	0	3	0	0	0	0	0	3	3.00
1415 - 1430	0	0	3	0	1	0	0	0	4	4.00
Hourly Total	0	0	9	0	1	0	0	0	10	10.00
Hourly Average	0.00	0.00	2.25	0.00	0.25	0.00	0.00	0.00	2.50	2.50
Inter Session Total	0	1	28	0	5	0	0	0	34	33.40
Inter Session Average	0.00	0.08	2.33	0.00	0.42	0.00	0.00	0.00	2.83	2.78

Movement 7.3: Left from Woodside (West) to Lake Road									Flow in Vehicles / Hour	
TIME	P/CYCLE	M/CYCLE	CAR	TAXI	LGV	OGV1	OGV2	BUS/COACH	TOTAL	PCU TOTAL
1130 - 1145	0	0	8	0	4	0	0	0	12	12.00
1145 - 1200	0	0	12	0	0	0	0	0	12	12.00
1200 - 1215	0	4	4	0	0	0	0	0	8	5.60
1215 - 1230	0	0	4	0	0	0	0	0	4	4.00
Hourly Total	0	4	28	0	4	0	0	0	36	33.60
Hourly Average	0.00	1.00	7.00	0.00	1.00	0.00	0.00	0.00	9.00	8.40
1230 - 1245	0	0	0	0	0	0	0	0	0	0.00
1245 - 1300	0	0	16	0	4	0	0	0	20	20.00
1300 - 1315	0	0	16	0	4	0	0	0	20	20.00
1315 - 1330	0	0	16	0	4	0	0	0	20	20.00
Hourly Total	0	0	48	0	12	0	0	0	60	60.00
Hourly Average	0.00	0.00	12.00	0.00	3.00	0.00	0.00	0.00	15.00	15.00
1330 - 1345	0	0	4	0	0	0	0	0	4	4.00
1345 - 1400	0	0	8	0	0	0	0	0	8	8.00
1400 - 1415	0	0	12	0	0	0	0	0	12	12.00
1415 - 1430	0	0	12	0	4	0	0	0	16	16.00
Hourly Total	0	0	36	0	4	0	0	0	40	40.00
Hourly Average	0.00	0.00	9.00	0.00	1.00	0.00	0.00	0.00	10.00	10.00
Inter Session Total	0	4	112	0	20	0	0	0	136	133.60
Inter Session Average	0.00	0.33	9.33	0.00	1.67	0.00	0.00	0.00	11.33	11.13

Movement 7.3: Left from Woodside (West) to Lake Road									Traffic Mix	
TIME	P/CYCLE	M/CYCLE	CAR	TAXI	LGV	OGV1	OGV2	BUS/COACH	TOTAL	PCU TOTAL
1130 - 1145	0.00	0.00	0.67	0.00	0.33	0.00	0.00	0.00	1	1.00
1145 - 1200	0.00	0.00	1.00	0.00	0.00	0.00	0.00	0.00	1	1.00
1200 - 1215	0.00	0.50	0.50	0.00	0.00	0.00	0.00	0.00	1	0.70
1215 - 1230	0.00	0.00	1.00	0.00	0.00	0.00	0.00	0.00	1	1.00
Hourly Total	0.00	0.50	3.17	0.00	0.33	0.00	0.00	0.00	4	3.70
Hourly Average	0.00	0.13	0.79	0.00	0.08	0.00	0.00	0.00	1.00	0.93
1230 - 1245	0.00	0.00	0.00	0.00	0.00	0.00	0.00	0.00	0	0.00
1245 - 1300	0.00	0.00	0.80	0.00	0.20	0.00	0.00	0.00	1	1.00
1300 - 1315	0.00	0.00	0.80	0.00	0.20	0.00	0.00	0.00	1	1.00
1315 - 1330	0.00	0.00	0.80	0.00	0.20	0.00	0.00	0.00	1	1.00
Hourly Total	0.00	0.00	2.40	0.00	0.60	0.00	0.00	0.00	3	3.00
Hourly Average	0.00	0.00	0.60	0.00	0.15	0.00	0.00	0.00	0.75	0.75
1330 - 1345	0.00	0.00	1.00	0.00	0.00	0.00	0.00	0.00	1	1.00
1345 - 1400	0.00	0.00	1.00	0.00	0.00	0.00	0.00	0.00	1	1.00
1400 - 1415	0.00	0.00	1.00	0.00	0.00	0.00	0.00	0.00	1	1.00
1415 - 1430	0.00	0.00	0.75	0.00	0.25	0.00	0.00	0.00	1	1.00
Hourly Total	0.00	0.00	3.75	0.00	0.25	0.00	0.00	0.00	4	4.00
Hourly Average	0.00	0.00	0.94	0.00	0.06	0.00	0.00	0.00	1.00	1.00
Inter Session Total	0.00	0.50	9.32	0.00	1.18	0.00	0.00	0.00	11	10.70
Inter Session Average	0.00	0.04	0.78	0.00	0.10	0.00	0.00	0.00	0.92	0.89

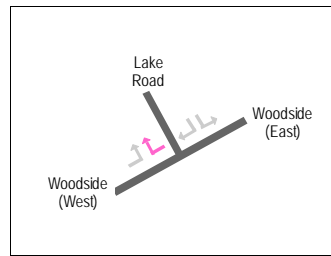


Date
Wednesday, 13th October 2004
1500 - 1900 (PM Peak)

Movement 7.3: Left from Woodside (West) to Lake Road									Original Data	
TIME	P/CYCLE	M/CYCLE	CAR	TAXI	LGV	OGV1	OGV2	BUS/COACH	TOTAL	PCU TOTAL
1500 - 1515	0	0	6	0	0	0	0	0	6	6.00
1515 - 1530	0	0	4	0	1	0	0	0	5	5.00
1530 - 1545	0	0	3	0	0	0	0	0	3	3.00
1545 - 1600	0	0	1	0	1	0	0	0	2	2.00
Hourly Total	0	0	14	0	2	0	0	0	16	16.00
Hourly Average	0.00	0.00	3.50	0.00	0.50	0.00	0.00	0.00	4.00	4.00
1600 - 1615	0	0	4	0	0	0	0	0	4	4.00
1615 - 1630	0	0	5	0	0	0	0	0	5	5.00
1630 - 1645	0	0	2	0	0	0	0	0	2	2.00
1645 - 1700	0	1	2	0	0	0	0	0	3	2.40
Hourly Total	0	1	13	0	0	0	0	0	14	13.40
Hourly Average	0.00	0.25	3.25	0.00	0.00	0.00	0.00	0.00	3.50	3.35
1700 - 1715	0	0	1	0	0	0	0	0	1	1.00
1715 - 1730	0	0	2	0	0	0	0	0	2	2.00
1730 - 1745	0	0	2	0	1	0	0	0	3	3.00
1745 - 1800	0	0	5	0	1	0	0	0	6	6.00
Hourly Total	0	0	10	0	2	0	0	0	12	12.00
Hourly Average	0.00	0.00	2.50	0.00	0.50	0.00	0.00	0.00	3.00	3.00
1800 - 1815	0	0	1	0	1	0	0	0	2	2.00
1815 - 1830	0	0	1	0	2	0	0	0	3	3.00
1830 - 1845	0	0	1	0	0	0	0	0	1	1.00
1845 - 1900	0	0	1	0	0	0	0	0	1	1.00
Hourly Total	0	0	4	0	3	0	0	0	7	7.00
Hourly Average	0.00	0.00	1.00	0.00	0.75	0.00	0.00	0.00	1.75	1.75
PM Session Total	0	1	41	0	7	0	0	0	49	48.40
PM Session Average	0.00	0.06	2.56	0.00	0.44	0.00	0.00	0.00	3.06	3.03

Movement 7.3: Left from Woodside (West) to Lake Road									Flow in Vehicles / Hour	
TIME	P/CYCLE	M/CYCLE	CAR	TAXI	LGV	OGV1	OGV2	BUS/COACH	TOTAL	PCU TOTAL
1500 - 1515	0	0	24	0	0	0	0	0	24	24.00
1515 - 1530	0	0	16	0	4	0	0	0	20	20.00
1530 - 1545	0	0	12	0	0	0	0	0	12	12.00
1545 - 1600	0	0	4	0	4	0	0	0	8	8.00
Hourly Total	0	0	56	0	8	0	0	0	64	64.00
Hourly Average	0.00	0.00	14.00	0.00	2.00	0.00	0.00	0.00	16.00	16.00
1600 - 1615	0	0	16	0	0	0	0	0	16	16.00
1615 - 1630	0	0	20	0	0	0	0	0	20	20.00
1630 - 1645	0	0	8	0	0	0	0	0	8	8.00
1645 - 1700	0	4	8	0	0	0	0	0	12	9.60
Hourly Total	0	4	52	0	0	0	0	0	56	53.60
Hourly Average	0.00	1.00	13.00	0.00	0.00	0.00	0.00	0.00	14.00	13.40
1700 - 1715	0	0	4	0	0	0	0	0	4	4.00
1715 - 1730	0	0	8	0	0	0	0	0	8	8.00
1730 - 1745	0	0	8	0	4	0	0	0	12	12.00
1745 - 1800	0	0	20	0	4	0	0	0	24	24.00
Hourly Total	0	0	40	0	8	0	0	0	48	48.00
Hourly Average	0.00	0.00	10.00	0.00	2.00	0.00	0.00	0.00	12.00	12.00
1800 - 1815	0	0	4	0	4	0	0	0	8	8.00
1815 - 1830	0	0	4	0	8	0	0	0	12	12.00
1830 - 1845	0	0	4	0	0	0	0	0	4	4.00
1845 - 1900	0	0	4	0	0	0	0	0	4	4.00
Hourly Total	0	0	16	0	12	0	0	0	28	28.00
Hourly Average	0.00	0.00	4.00	0.00	3.00	0.00	0.00	0.00	7.00	7.00
PM Session Total	0	4	164	0	28	0	0	0	196	193.60
PM Session Average	0.00	0.25	10.25	0.00	1.75	0.00	0.00	0.00	12.25	12.10

Movement 7.3: Left from Woodside (West) to Lake Road									Traffic Mix	
TIME	P/CYCLE	M/CYCLE	CAR	TAXI	LGV	OGV1	OGV2	BUS/COACH	TOTAL	PCU TOTAL
1500 - 1515	0.00	0.00	1.00	0.00	0.00	0.00	0.00	0.00	1	1.00
1515 - 1530	0.00	0.00	0.80	0.00	0.20	0.00	0.00	0.00	1	1.00
1530 - 1545	0.00	0.00	1.00	0.00	0.00	0.00	0.00	0.00	1	1.00
1545 - 1600	0.00	0.00	0.50	0.00	0.50	0.00	0.00	0.00	1	1.00
Hourly Total	0.00	0.00	3.30	0.00	0.70	0.00	0.00	0.00	4	4.00
Hourly Average	0.00	0.00	0.83	0.00	0.18	0.00	0.00	0.00	1.00	1.00
1600 - 1615	0.00	0.00	1.00	0.00	0.00	0.00	0.00	0.00	1	1.00
1615 - 1630	0.00	0.00	1.00	0.00	0.00	0.00	0.00	0.00	1	1.00
1630 - 1645	0.00	0.00	1.00	0.00	0.00	0.00	0.00	0.00	1	1.00
1645 - 1700	0.00	0.33	0.67	0.00	0.00	0.00	0.00	0.00	1	0.80
Hourly Total	0.00	0.33	3.67	0.00	0.00	0.00	0.00	0.00	4	3.80
Hourly Average	0.00	0.08	0.92	0.00	0.00	0.00	0.00	0.00	1.00	0.95
1700 - 1715	0.00	0.00	1.00	0.00	0.00	0.00	0.00	0.00	1	1.00
1715 - 1730	0.00	0.00	1.00	0.00	0.00	0.00	0.00	0.00	1	1.00
1730 - 1745	0.00	0.00	0.67	0.00	0.33	0.00	0.00	0.00	1	1.00
1745 - 1800	0.00	0.00	0.83	0.00	0.17	0.00	0.00	0.00	1	1.00
Hourly Total	0.00	0.00	3.50	0.00	0.50	0.00	0.00	0.00	4	4.00
Hourly Average	0.00	0.00	0.88	0.00	0.13	0.00	0.00	0.00	1.00	1.00
1800 - 1815	0.00	0.00	0.50	0.00	0.50	0.00	0.00	0.00	1	1.00
1815 - 1830	0.00	0.00	0.33	0.00	0.67	0.00	0.00	0.00	1	1.00
1830 - 1845	0.00	0.00	1.00	0.00	0.00	0.00	0.00	0.00	1	1.00
1845 - 1900	0.00	0.00	1.00	0.00	0.00	0.00	0.00	0.00	1	1.00
Hourly Total	0.00	0.00	2.83	0.00	1.17	0.00	0.00	0.00	4	4.00
Hourly Average	0.00	0.00	0.71	0.00	0.29	0.00	0.00	0.00	1.00	1.00
PM Session Total	0.00	0.33	13.30	0.00	2.37	0.00	0.00	0.00	16.00	15.80
PM Session Average	0.00	0.02	0.83	0.00	0.15	0.00	0.00	0.00	1.00	0.99



Movement 7.4: Right from Woodside (East) to Lake Road									Original Data	
TIME	P/CYCLE	M/CYCLE	CAR	TAXI	LGV	OGV1	OGV2	BUS/COACH	TOTAL	PCU TOTAL
0700 - 0715	0	0	4	0	0	0	0	0	4	4.00
0715 - 0730	0	1	0	0	0	0	0	0	1	0.40
0730 - 0745	0	0	0	0	0	0	0	0	0	0.00
0745 - 0800	0	0	5	0	0	0	0	0	5	5.00
Hourly Total	0	1	9	0	0	0	0	0	10	9.40
Hourly Average	0.00	0.25	2.25	0.00	0.00	0.00	0.00	0.00	2.50	2.35
0800 - 0815	0	0	2	0	0	0	0	0	2	2.00
0815 - 0830	0	0	11	0	0	1	0	0	12	12.50
0830 - 0845	0	0	13	0	0	0	0	0	13	13.00
0845 - 0900	0	0	6	1	1	0	0	0	8	8.00
Hourly Total	0	0	32	1	1	1	0	0	35	35.50
Hourly Average	0.00	0.00	8.00	0.25	0.25	0.25	0.00	0.00	8.75	8.88
0900 - 0915	0	0	2	0	1	1	0	0	4	4.50
0915 - 0930	0	0	0	0	0	0	0	0	0	0.00
0930 - 0945	0	0	3	0	0	0	0	0	3	3.00
0945 - 1000	0	0	2	0	0	2	0	0	4	5.00
Hourly Total	0	0	7	0	1	3	0	0	11	12.50
Hourly Average	0.00	0.00	1.75	0.00	0.25	0.75	0.00	0.00	2.75	3.13

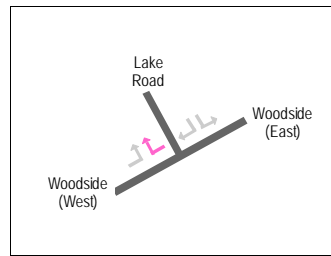
AM Session Total	0	1	48	1	2	4	0	0	56	57.40
AM Session Average	0.00	0.08	4.00	0.08	0.17	0.33	0.00	0.00	4.67	4.78

Movement 7.4: Right from Woodside (East) to Lake Road									Flow in Vehicles / Hour	
TIME	P/CYCLE	M/CYCLE	CAR	TAXI	LGV	OGV1	OGV2	BUS/COACH	TOTAL	PCU TOTAL
0700 - 0715	0	0	16	0	0	0	0	0	16	16.00
0715 - 0730	0	4	0	0	0	0	0	0	4	1.60
0730 - 0745	0	0	0	0	0	0	0	0	0	0.00
0745 - 0800	0	0	20	0	0	0	0	0	20	20.00
Hourly Total	0	4	36	0	0	0	0	0	40	37.60
Hourly Average	0.00	1.00	9.00	0.00	0.00	0.00	0.00	0.00	10.00	9.40
0800 - 0815	0	0	8	0	0	0	0	0	8	8.00
0815 - 0830	0	0	44	0	0	4	0	0	48	50.00
0830 - 0845	0	0	52	0	0	0	0	0	52	52.00
0845 - 0900	0	0	24	4	4	0	0	0	32	32.00
Hourly Total	0	0	128	4	4	4	0	0	140	142.00
Hourly Average	0.00	0.00	32.00	1.00	1.00	1.00	0.00	0.00	35.00	35.50
0900 - 0915	0	0	8	0	4	4	0	0	16	18.00
0915 - 0930	0	0	0	0	0	0	0	0	0	0.00
0930 - 0945	0	0	12	0	0	0	0	0	12	12.00
0945 - 1000	0	0	8	0	0	8	0	0	16	20.00
Hourly Total	0	0	28	0	4	12	0	0	44	50.00
Hourly Average	0.00	0.00	7.00	0.00	1.00	3.00	0.00	0.00	11.00	12.50

AM Session Total	0	4	192	4	8	16	0	0	224	229.60
AM Session Average	0.00	0.33	16.00	0.33	0.67	1.33	0.00	0.00	18.67	19.13

Movement 7.4: Right from Woodside (East) to Lake Road									Traffic Mix	
TIME	P/CYCLE	M/CYCLE	CAR	TAXI	LGV	OGV1	OGV2	BUS/COACH	TOTAL	PCU TOTAL
0700 - 0715	0.00	0.00	1.00	0.00	0.00	0.00	0.00	0.00	1	1.00
0715 - 0730	0.00	1.00	0.00	0.00	0.00	0.00	0.00	0.00	1	0.40
0730 - 0745	0.00	0.00	0.00	0.00	0.00	0.00	0.00	0.00	0	0.00
0745 - 0800	0.00	0.00	1.00	0.00	0.00	0.00	0.00	0.00	1	1.00
Hourly Total	0.00	1.00	2.00	0.00	0.00	0.00	0.00	0.00	3	2.40
Hourly Average	0.00	0.25	0.50	0.00	0.00	0.00	0.00	0.00	0.75	0.60
0800 - 0815	0.00	0.00	1.00	0.00	0.00	0.00	0.00	0.00	1	1.00
0815 - 0830	0.00	0.00	0.92	0.00	0.00	0.08	0.00	0.00	1	1.04
0830 - 0845	0.00	0.00	1.00	0.00	0.00	0.00	0.00	0.00	1	1.00
0845 - 0900	0.00	0.00	0.75	0.13	0.13	0.00	0.00	0.00	1	1.00
Hourly Total	0.00	0.00	3.67	0.13	0.13	0.08	0.00	0.00	4	4.04
Hourly Average	0.00	0.00	0.92	0.03	0.03	0.02	0.00	0.00	1.00	1.01
0900 - 0915	0.00	0.00	0.50	0.00	0.25	0.25	0.00	0.00	1	1.13
0915 - 0930	0.00	0.00	0.00	0.00	0.00	0.00	0.00	0.00	0	0.00
0930 - 0945	0.00	0.00	1.00	0.00	0.00	0.00	0.00	0.00	1	1.00
0945 - 1000	0.00	0.00	0.50	0.00	0.00	0.50	0.00	0.00	1	1.25
Hourly Total	0.00	0.00	2.00	0.00	0.25	0.75	0.00	0.00	3	3.38
Hourly Average	0.00	0.00	0.50	0.00	0.06	0.19	0.00	0.00	0.75	0.84

AM Session Total	0.00	1.00	7.67	0.13	0.38	0.83	0.00	0.00	10	9.82
AM Session Average	0.00	0.08	0.64	0.01	0.03	0.07	0.00	0.00	0.83	0.82



Movement 7.4: Right from Woodside (East) to Lake Road									Original Data	
TIME	P/CYCLE	M/CYCLE	CAR	TAXI	LGV	OGV1	OGV2	BUS/COACH	TOTAL	PCU TOTAL
1130 - 1145	0	1	2	0	1	2	0	0	6	6.40
1145 - 1200	0	0	5	0	0	0	0	0	5	5.00
1200 - 1215	0	0	2	1	0	0	0	0	3	3.00
1215 - 1230	0	0	1	0	0	0	0	0	1	1.00
Hourly Total	0	1	10	1	1	2	0	0	15	15.40
Hourly Average	0.00	0.25	2.50	0.25	0.25	0.50	0.00	0.00	3.75	3.85
1230 - 1245	0	0	0	0	0	0	0	0	0	0.00
1245 - 1300	0	0	2	0	3	0	0	0	5	5.00
1300 - 1315	0	0	1	0	0	0	0	0	1	1.00
1315 - 1330	0	0	1	0	0	0	0	0	1	1.00
Hourly Total	0	0	4	0	3	0	0	0	7	7.00
Hourly Average	0.00	0.00	1.00	0.00	0.75	0.00	0.00	0.00	1.75	1.75
1330 - 1345	0	0	3	0	0	0	0	0	3	3.00
1345 - 1400	0	1	0	0	0	0	0	0	1	0.40
1400 - 1415	0	0	1	0	0	0	0	0	1	1.00
1415 - 1430	0	0	2	0	1	0	0	0	3	3.00
Hourly Total	0	1	6	0	1	0	0	0	8	7.40
Hourly Average	0.00	0.25	1.50	0.00	0.25	0.00	0.00	0.00	2.00	1.85

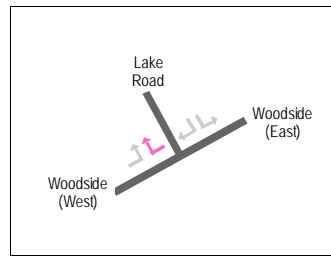
Inter Session Total	0	2	20	1	5	2	0	0	30	29.80
Inter Session Average	0.00	0.17	1.67	0.08	0.42	0.17	0.00	0.00	2.50	2.48

Movement 7.4: Right from Woodside (East) to Lake Road									Flow in Vehicles / Hour	
TIME	P/CYCLE	M/CYCLE	CAR	TAXI	LGV	OGV1	OGV2	BUS/COACH	TOTAL	PCU TOTAL
1130 - 1145	0	4	8	0	4	8	0	0	24	25.60
1145 - 1200	0	0	20	0	0	0	0	0	20	20.00
1200 - 1215	0	0	8	4	0	0	0	0	12	12.00
1215 - 1230	0	0	4	0	0	0	0	0	4	4.00
Hourly Total	0	4	40	4	4	8	0	0	60	61.60
Hourly Average	0.00	1.00	10.00	1.00	1.00	2.00	0.00	0.00	15.00	15.40
1230 - 1245	0	0	0	0	0	0	0	0	0	0.00
1245 - 1300	0	0	8	0	12	0	0	0	20	20.00
1300 - 1315	0	0	4	0	0	0	0	0	4	4.00
1315 - 1330	0	0	4	0	0	0	0	0	4	4.00
Hourly Total	0	0	16	0	12	0	0	0	28	28.00
Hourly Average	0.00	0.00	4.00	0.00	3.00	0.00	0.00	0.00	7.00	7.00
1330 - 1345	0	0	12	0	0	0	0	0	12	12.00
1345 - 1400	0	4	0	0	0	0	0	0	4	1.60
1400 - 1415	0	0	4	0	0	0	0	0	4	4.00
1415 - 1430	0	0	8	0	4	0	0	0	12	12.00
Hourly Total	0	4	24	0	4	0	0	0	32	29.60
Hourly Average	0.00	1.00	6.00	0.00	1.00	0.00	0.00	0.00	8.00	7.40

Inter Session Total	0	8	80	4	20	8	0	0	120	119.20
Inter Session Average	0.00	0.67	6.67	0.33	1.67	0.67	0.00	0.00	10.00	9.93

Movement 7.4: Right from Woodside (East) to Lake Road									Traffic Mix	
TIME	P/CYCLE	M/CYCLE	CAR	TAXI	LGV	OGV1	OGV2	BUS/COACH	TOTAL	PCU TOTAL
1130 - 1145	0.00	0.17	0.33	0.00	0.17	0.33	0.00	0.00	1	1.07
1145 - 1200	0.00	0.00	1.00	0.00	0.00	0.00	0.00	0.00	1	1.00
1200 - 1215	0.00	0.00	0.67	0.33	0.00	0.00	0.00	0.00	1	1.00
1215 - 1230	0.00	0.00	1.00	0.00	0.00	0.00	0.00	0.00	1	1.00
Hourly Total	0.00	0.17	3.00	0.33	0.17	0.33	0.00	0.00	4	4.07
Hourly Average	0.00	0.04	0.75	0.08	0.04	0.08	0.00	0.00	1.00	1.02
1230 - 1245	0.00	0.00	0.00	0.00	0.00	0.00	0.00	0.00	0	0.00
1245 - 1300	0.00	0.00	0.40	0.00	0.60	0.00	0.00	0.00	1	1.00
1300 - 1315	0.00	0.00	1.00	0.00	0.00	0.00	0.00	0.00	1	1.00
1315 - 1330	0.00	0.00	1.00	0.00	0.00	0.00	0.00	0.00	1	1.00
Hourly Total	0.00	0.00	2.40	0.00	0.60	0.00	0.00	0.00	3	3.00
Hourly Average	0.00	0.00	0.60	0.00	0.15	0.00	0.00	0.00	0.75	0.75
1330 - 1345	0.00	0.00	1.00	0.00	0.00	0.00	0.00	0.00	1	1.00
1345 - 1400	0.00	1.00	0.00	0.00	0.00	0.00	0.00	0.00	1	0.40
1400 - 1415	0.00	0.00	1.00	0.00	0.00	0.00	0.00	0.00	1	1.00
1415 - 1430	0.00	0.00	0.67	0.00	0.33	0.00	0.00	0.00	1	1.00
Hourly Total	0.00	1.00	2.67	0.00	0.33	0.00	0.00	0.00	4	3.40
Hourly Average	0.00	0.25	0.67	0.00	0.08	0.00	0.00	0.00	1.00	0.85

Inter Session Total	0.00	1.17	8.07	0.33	1.10	0.33	0.00	0.00	11	10.47
Inter Session Average	0.00	0.10	0.67	0.03	0.09	0.03	0.00	0.00	0.92	0.87



Date
Wednesday, 13th October 2004
1500 - 1900 (PM Peak)

Movement 7.4: Right from Woodside (East) to Lake Road									Original Data	
TIME	P/CYCLE	M/CYCLE	CAR	TAXI	LGV	OGV1	OGV2	BUS/COACH	TOTAL	PCU TOTAL
1500 - 1515	0	0	6	0	1	0	0	0	7	7.00
1515 - 1530	0	0	8	0	0	0	0	0	8	8.00
1530 - 1545	0	0	8	0	1	0	0	0	9	9.00
1545 - 1600	0	0	7	0	0	0	0	0	7	7.00
Hourly Total	0	0	29	0	2	0	0	0	31	31.00
Hourly Average	0.00	0.00	7.25	0.00	0.50	0.00	0.00	0.00	7.75	7.75
1600 - 1615	0	0	7	1	3	0	0	0	11	11.00
1615 - 1630	0	0	3	1	0	0	0	0	4	4.00
1630 - 1645	0	0	4	1	3	0	0	0	8	8.00
1645 - 1700	0	0	3	0	0	0	0	0	3	3.00
Hourly Total	0	0	17	3	6	0	0	0	26	26.00
Hourly Average	0.00	0.00	4.25	0.75	1.50	0.00	0.00	0.00	6.50	6.50
1700 - 1715	0	0	2	0	2	0	0	0	4	4.00
1715 - 1730	0	0	1	0	0	0	0	0	1	1.00
1730 - 1745	0	0	2	0	0	0	0	0	2	2.00
1745 - 1800	0	0	1	0	0	0	0	0	1	1.00
Hourly Total	0	0	6	0	2	0	0	0	8	8.00
Hourly Average	0.00	0.00	1.50	0.00	0.50	0.00	0.00	0.00	2.00	2.00
1800 - 1815	0	0	2	0	1	0	0	0	3	3.00
1815 - 1830	0	0	3	0	0	0	0	0	3	3.00
1830 - 1845	0	0	14	0	0	0	0	0	14	14.00
1845 - 1900	0	0	1	0	0	0	0	0	1	1.00
Hourly Total	0	0	20	0	1	0	0	0	21	21.00
Hourly Average	0.00	0.00	5.00	0.00	0.25	0.00	0.00	0.00	5.25	5.25
PM Session Total	0	0	72	3	11	0	0	0	86	86.00
PM Session Average	0.00	0.00	4.50	0.19	0.69	0.00	0.00	0.00	5.38	5.38

Movement 7.4: Right from Woodside (East) to Lake Road									Flow in Vehicles / Hour	
TIME	P/CYCLE	M/CYCLE	CAR	TAXI	LGV	OGV1	OGV2	BUS/COACH	TOTAL	PCU TOTAL
1500 - 1515	0	0	24	0	4	0	0	0	28	28.00
1515 - 1530	0	0	32	0	0	0	0	0	32	32.00
1530 - 1545	0	0	32	0	4	0	0	0	36	36.00
1545 - 1600	0	0	28	0	0	0	0	0	28	28.00
Hourly Total	0	0	116	0	8	0	0	0	124	124.00
Hourly Average	0.00	0.00	29.00	0.00	2.00	0.00	0.00	0.00	31.00	31.00
1600 - 1615	0	0	28	4	12	0	0	0	44	44.00
1615 - 1630	0	0	12	4	0	0	0	0	16	16.00
1630 - 1645	0	0	16	4	12	0	0	0	32	32.00
1645 - 1700	0	0	12	0	0	0	0	0	12	12.00
Hourly Total	0	0	68	12	24	0	0	0	104	104.00
Hourly Average	0.00	0.00	17.00	3.00	6.00	0.00	0.00	0.00	26.00	26.00
1700 - 1715	0	0	8	0	8	0	0	0	16	16.00
1715 - 1730	0	0	4	0	0	0	0	0	4	4.00
1730 - 1745	0	0	8	0	0	0	0	0	8	8.00
1745 - 1800	0	0	4	0	0	0	0	0	4	4.00
Hourly Total	0	0	24	0	8	0	0	0	32	32.00
Hourly Average	0.00	0.00	6.00	0.00	2.00	0.00	0.00	0.00	8.00	8.00
1800 - 1815	0	0	8	0	4	0	0	0	12	12.00
1815 - 1830	0	0	12	0	0	0	0	0	12	12.00
1830 - 1845	0	0	56	0	0	0	0	0	56	56.00
1845 - 1900	0	0	4	0	0	0	0	0	4	4.00
Hourly Total	0	0	80	0	4	0	0	0	84	84.00
Hourly Average	0.00	0.00	20.00	0.00	1.00	0.00	0.00	0.00	21.00	21.00
PM Session Total	0	0	288	12	44	0	0	0	344	344.00
PM Session Average	0.00	0.00	18.00	0.75	2.75	0.00	0.00	0.00	21.50	21.50

Movement 7.4: Right from Woodside (East) to Lake Road									Traffic Mix	
TIME	P/CYCLE	M/CYCLE	CAR	TAXI	LGV	OGV1	OGV2	BUS/COACH	TOTAL	PCU TOTAL
1500 - 1515	0.00	0.00	0.86	0.00	0.14	0.00	0.00	0.00	1	1.00
1515 - 1530	0.00	0.00	1.00	0.00	0.00	0.00	0.00	0.00	1	1.00
1530 - 1545	0.00	0.00	0.89	0.00	0.11	0.00	0.00	0.00	1	1.00
1545 - 1600	0.00	0.00	1.00	0.00	0.00	0.00	0.00	0.00	1	1.00
Hourly Total	0.00	0.00	3.75	0.00	0.25	0.00	0.00	0.00	4	4.00
Hourly Average	0.00	0.00	0.94	0.00	0.06	0.00	0.00	0.00	1.00	1.00
1600 - 1615	0.00	0.00	0.64	0.09	0.27	0.00	0.00	0.00	1	1.00
1615 - 1630	0.00	0.00	0.75	0.25	0.00	0.00	0.00	0.00	1	1.00
1630 - 1645	0.00	0.00	0.50	0.13	0.38	0.00	0.00	0.00	1	1.00
1645 - 1700	0.00	0.00	1.00	0.00	0.00	0.00	0.00	0.00	1	1.00
Hourly Total	0.00	0.00	2.89	0.47	0.65	0.00	0.00	0.00	4	4.00
Hourly Average	0.00	0.00	0.72	0.12	0.16	0.00	0.00	0.00	1.00	1.00
1700 - 1715	0.00	0.00	0.50	0.00	0.50	0.00	0.00	0.00	1	1.00
1715 - 1730	0.00	0.00	1.00	0.00	0.00	0.00	0.00	0.00	1	1.00
1730 - 1745	0.00	0.00	1.00	0.00	0.00	0.00	0.00	0.00	1	1.00
1745 - 1800	0.00	0.00	1.00	0.00	0.00	0.00	0.00	0.00	1	1.00
Hourly Total	0.00	0.00	3.50	0.00	0.50	0.00	0.00	0.00	4	4.00
Hourly Average	0.00	0.00	0.88	0.00	0.13	0.00	0.00	0.00	1.00	1.00
1800 - 1815	0.00	0.00	0.67	0.00	0.33	0.00	0.00	0.00	1	1.00
1815 - 1830	0.00	0.00	1.00	0.00	0.00	0.00	0.00	0.00	1	1.00
1830 - 1845	0.00	0.00	1.00	0.00	0.00	0.00	0.00	0.00	1	1.00
1845 - 1900	0.00	0.00	1.00	0.00	0.00	0.00	0.00	0.00	1	1.00
Hourly Total	0.00	0.00	3.67	0.00	0.33	0.00	0.00	0.00	4	4.00
Hourly Average	0.00	0.00	0.92	0.00	0.08	0.00	0.00	0.00	1.00	1.00
PM Session Total	0.00	0.00	13.80	0.47	1.74	0.00	0.00	0.00	16.00	16.00
PM Session Average	0.00	0.00	0.86	0.03	0.11	0.00	0.00	0.00	1.00	1.00