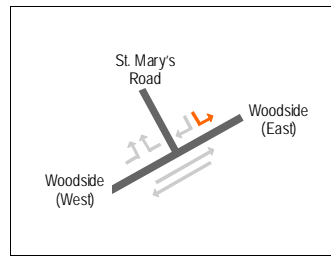


Date  
Wednesday, 13th October 2004  
0700 - 1000 (AM Peak)

Movement 6.1: Left from St. Mary's Road to Woodside (East)									Original Data	
TIME	P/CYCLE	M/CYCLE	CAR	TAXI	LGV	OGV1	OGV2	BUS/COACH	TOTAL	PCU TOTAL
0700 - 0715	0	0	5	0	0	0	0	0	5	5.00
0715 - 0730	0	1	5	0	2	0	0	1	9	9.40
0730 - 0745	0	0	14	0	0	1	0	0	15	15.50
0745 - 0800	0	1	24	0	2	0	0	0	27	26.40
<b>Hourly Total</b>	<b>0</b>	<b>2</b>	<b>48</b>	<b>0</b>	<b>4</b>	<b>1</b>	<b>0</b>	<b>1</b>	<b>56</b>	<b>56.30</b>
<b>Hourly Average</b>	<b>0.00</b>	<b>0.50</b>	<b>12.00</b>	<b>0.00</b>	<b>1.00</b>	<b>0.25</b>	<b>0.00</b>	<b>0.25</b>	<b>14.00</b>	<b>14.08</b>
0800 - 0815	0	1	12	1	2	0	0	0	16	15.40
0815 - 0830	0	0	29	0	1	0	0	0	30	30.00
0830 - 0845	0	0	47	0	2	0	0	1	50	51.00
0845 - 0900	0	0	27	1	1	0	0	0	29	29.00
<b>Hourly Total</b>	<b>0</b>	<b>1</b>	<b>115</b>	<b>2</b>	<b>6</b>	<b>0</b>	<b>0</b>	<b>1</b>	<b>125</b>	<b>125.40</b>
<b>Hourly Average</b>	<b>0.00</b>	<b>0.25</b>	<b>28.75</b>	<b>0.50</b>	<b>1.50</b>	<b>0.00</b>	<b>0.00</b>	<b>0.25</b>	<b>31.25</b>	<b>31.35</b>
0900 - 0915	0	1	26	0	2	0	0	0	29	28.40
0915 - 0930	0	0	23	0	3	1	0	0	27	27.50
0930 - 0945	0	0	22	0	1	0	0	0	23	23.00
0945 - 1000	1	0	20	0	1	0	0	0	22	21.20
<b>Hourly Total</b>	<b>1</b>	<b>1</b>	<b>91</b>	<b>0</b>	<b>7</b>	<b>1</b>	<b>0</b>	<b>0</b>	<b>101</b>	<b>100.10</b>
<b>Hourly Average</b>	<b>0.25</b>	<b>0.25</b>	<b>22.75</b>	<b>0.00</b>	<b>1.75</b>	<b>0.25</b>	<b>0.00</b>	<b>0.00</b>	<b>25.25</b>	<b>25.03</b>
<b>AM Session Total</b>	<b>1</b>	<b>4</b>	<b>254</b>	<b>2</b>	<b>17</b>	<b>2</b>	<b>0</b>	<b>2</b>	<b>282</b>	<b>281.80</b>
<b>AM Session Average</b>	<b>0.08</b>	<b>0.33</b>	<b>21.17</b>	<b>0.17</b>	<b>1.42</b>	<b>0.17</b>	<b>0.00</b>	<b>0.17</b>	<b>23.50</b>	<b>23.48</b>

Movement 6.1: Left from St. Mary's Road to Woodside (East)									Flow in Vehicles / Hour	
TIME	P/CYCLE	M/CYCLE	CAR	TAXI	LGV	OGV1	OGV2	BUS/COACH	TOTAL	PCU TOTAL
0700 - 0715	0	0	20	0	0	0	0	0	20	20.00
0715 - 0730	0	4	20	0	8	0	0	4	36	37.60
0730 - 0745	0	0	56	0	0	4	0	0	60	62.00
0745 - 0800	0	4	96	0	8	0	0	0	108	105.60
<b>Hourly Total</b>	<b>0</b>	<b>8</b>	<b>192</b>	<b>0</b>	<b>16</b>	<b>4</b>	<b>0</b>	<b>4</b>	<b>224</b>	<b>225.20</b>
<b>Hourly Average</b>	<b>0.00</b>	<b>2.00</b>	<b>48.00</b>	<b>0.00</b>	<b>4.00</b>	<b>1.00</b>	<b>0.00</b>	<b>1.00</b>	<b>56.00</b>	<b>56.30</b>
0800 - 0815	0	4	48	4	8	0	0	0	64	61.60
0815 - 0830	0	0	116	0	4	0	0	0	120	120.00
0830 - 0845	0	0	188	0	8	0	0	4	200	204.00
0845 - 0900	0	0	108	4	4	0	0	0	116	116.00
<b>Hourly Total</b>	<b>0</b>	<b>4</b>	<b>460</b>	<b>8</b>	<b>24</b>	<b>0</b>	<b>0</b>	<b>4</b>	<b>500</b>	<b>501.60</b>
<b>Hourly Average</b>	<b>0.00</b>	<b>1.00</b>	<b>115.00</b>	<b>2.00</b>	<b>6.00</b>	<b>0.00</b>	<b>0.00</b>	<b>1.00</b>	<b>125.00</b>	<b>125.40</b>
0900 - 0915	0	4	104	0	8	0	0	0	116	113.60
0915 - 0930	0	0	92	0	12	4	0	0	108	110.00
0930 - 0945	0	0	88	0	4	0	0	0	92	92.00
0945 - 1000	4	0	80	0	4	0	0	0	88	84.80
<b>Hourly Total</b>	<b>4</b>	<b>4</b>	<b>364</b>	<b>0</b>	<b>28</b>	<b>4</b>	<b>0</b>	<b>0</b>	<b>404</b>	<b>400.40</b>
<b>Hourly Average</b>	<b>1.00</b>	<b>1.00</b>	<b>91.00</b>	<b>0.00</b>	<b>7.00</b>	<b>1.00</b>	<b>0.00</b>	<b>0.00</b>	<b>101.00</b>	<b>100.10</b>
<b>AM Session Total</b>	<b>4</b>	<b>16</b>	<b>1016</b>	<b>8</b>	<b>68</b>	<b>8</b>	<b>0</b>	<b>8</b>	<b>1128</b>	<b>1127.20</b>
<b>AM Session Average</b>	<b>0.33</b>	<b>1.33</b>	<b>84.67</b>	<b>0.67</b>	<b>5.67</b>	<b>0.67</b>	<b>0.00</b>	<b>0.67</b>	<b>94.00</b>	<b>93.93</b>

Movement 6.1: Left from St. Mary's Road to Woodside (East)									Traffic Mix	
TIME	P/CYCLE	M/CYCLE	CAR	TAXI	LGV	OGV1	OGV2	BUS/COACH	TOTAL	PCU TOTAL
0700 - 0715	0.00	0.00	1.00	0.00	0.00	0.00	0.00	0.00	1	1.00
0715 - 0730	0.00	0.11	0.56	0.00	0.22	0.00	0.00	0.11	1	1.04
0730 - 0745	0.00	0.00	0.93	0.00	0.00	0.07	0.00	0.00	1	1.03
0745 - 0800	0.00	0.04	0.89	0.00	0.07	0.00	0.00	0.00	1	0.98
<b>Hourly Total</b>	<b>0.00</b>	<b>0.15</b>	<b>3.38</b>	<b>0.00</b>	<b>0.30</b>	<b>0.07</b>	<b>0.00</b>	<b>0.11</b>	<b>4</b>	<b>4.06</b>
<b>Hourly Average</b>	<b>0.00</b>	<b>0.04</b>	<b>0.84</b>	<b>0.00</b>	<b>0.07</b>	<b>0.02</b>	<b>0.00</b>	<b>0.03</b>	<b>1.00</b>	<b>1.01</b>
0800 - 0815	0.00	0.06	0.75	0.06	0.13	0.00	0.00	0.00	1	0.96
0815 - 0830	0.00	0.00	0.97	0.00	0.03	0.00	0.00	0.00	1	1.00
0830 - 0845	0.00	0.00	0.94	0.00	0.04	0.00	0.00	0.02	1	1.02
0845 - 0900	0.00	0.00	0.93	0.03	0.03	0.00	0.00	0.00	1	1.00
<b>Hourly Total</b>	<b>0.00</b>	<b>0.06</b>	<b>3.59</b>	<b>0.10</b>	<b>0.23</b>	<b>0.00</b>	<b>0.00</b>	<b>0.02</b>	<b>4</b>	<b>3.98</b>
<b>Hourly Average</b>	<b>0.00</b>	<b>0.02</b>	<b>0.90</b>	<b>0.02</b>	<b>0.06</b>	<b>0.00</b>	<b>0.00</b>	<b>0.01</b>	<b>1.00</b>	<b>1.00</b>
0900 - 0915	0.00	0.03	0.90	0.00	0.07	0.00	0.00	0.00	1	0.98
0915 - 0930	0.00	0.00	0.85	0.00	0.11	0.04	0.00	0.00	1	1.02
0930 - 0945	0.00	0.00	0.96	0.00	0.04	0.00	0.00	0.00	1	1.00
0945 - 1000	0.05	0.00	0.91	0.00	0.05	0.00	0.00	0.00	1	0.96
<b>Hourly Total</b>	<b>0.05</b>	<b>0.03</b>	<b>3.61</b>	<b>0.00</b>	<b>0.27</b>	<b>0.04</b>	<b>0.00</b>	<b>0.00</b>	<b>4</b>	<b>3.96</b>
<b>Hourly Average</b>	<b>0.01</b>	<b>0.01</b>	<b>0.90</b>	<b>0.00</b>	<b>0.07</b>	<b>0.01</b>	<b>0.00</b>	<b>0.00</b>	<b>1.00</b>	<b>0.99</b>
<b>AM Session Total</b>	<b>0.05</b>	<b>0.25</b>	<b>10.58</b>	<b>0.10</b>	<b>0.80</b>	<b>0.10</b>	<b>0.00</b>	<b>0.13</b>	<b>12</b>	<b>12.00</b>
<b>AM Session Average</b>	<b>0.00</b>	<b>0.02</b>	<b>0.88</b>	<b>0.01</b>	<b>0.07</b>	<b>0.01</b>	<b>0.00</b>	<b>0.01</b>	<b>1.00</b>	<b>1.00</b>



Date  
Wednesday, 13th October 2004  
1130 - 1430 (Inter Peak)

TIME	Movement 6.1: Left from St. Mary's Road to Woodside (East)								Original Data	
	P/CYCLE	M/CYCLE	CAR	TAXI	LGV	OGV1	OGV2	BUS/COACH	TOTAL	PCU TOTAL
1130 - 1145	0	0	4	0	1	0	0	0	5	5.00
1145 - 1200	0	0	13	0	2	0	0	0	15	15.00
1200 - 1215	0	0	17	0	3	2	0	0	22	23.00
1215 - 1230	0	1	13	0	2	0	0	1	17	17.40
Hourly Total	0	1	47	0	8	2	0	1	59	60.40
Hourly Average	0.00	0.25	11.75	0.00	2.00	0.50	0.00	0.25	14.75	15.10
1230 - 1245	0	0	7	0	0	0	0	1	8	9.00
1245 - 1300	0	0	12	0	2	0	0	0	14	14.00
1300 - 1315	0	0	14	2	3	2	0	0	21	22.00
1315 - 1330	0	0	16	0	4	0	0	0	20	20.00
Hourly Total	0	0	49	2	9	2	0	1	63	65.00
Hourly Average	0.00	0.00	12.25	0.50	2.25	0.50	0.00	0.25	15.75	16.25
1330 - 1345	0	0	6	0	1	0	0	0	7	7.00
1345 - 1400	0	0	15	0	1	0	0	0	16	16.00
1400 - 1415	0	0	11	0	5	0	0	0	16	16.00
1415 - 1430	0	0	13	1	2	0	0	0	16	16.00
Hourly Total	0	0	45	1	9	0	0	0	55	55.00
Hourly Average	0.00	0.00	11.25	0.25	2.25	0.00	0.00	0.00	13.75	13.75

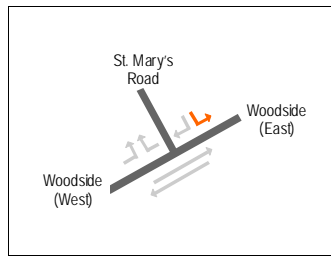
Inter Session Total	0	1	141	3	26	4	0	2	177	180.40
Inter Session Average	0.00	0.08	11.75	0.25	2.17	0.33	0.00	0.17	14.75	15.03

TIME	Movement 6.1: Left from St. Mary's Road to Woodside (East)								Flow in Vehicles / Hour	
	P/CYCLE	M/CYCLE	CAR	TAXI	LGV	OGV1	OGV2	BUS/COACH	TOTAL	PCU TOTAL
1130 - 1145	0	0	16	0	4	0	0	0	20	20.00
1145 - 1200	0	0	52	0	8	0	0	0	60	60.00
1200 - 1215	0	0	68	0	12	8	0	0	88	92.00
1215 - 1230	0	4	52	0	8	0	0	4	68	69.60
Hourly Total	0	4	188	0	32	8	0	4	236	241.60
Hourly Average	0.00	1.00	47.00	0.00	8.00	2.00	0.00	1.00	59.00	60.40
1230 - 1245	0	0	28	0	0	0	0	4	32	36.00
1245 - 1300	0	0	48	0	8	0	0	0	56	56.00
1300 - 1315	0	0	56	8	12	8	0	0	84	88.00
1315 - 1330	0	0	64	0	16	0	0	0	80	80.00
Hourly Total	0	0	196	8	36	8	0	4	252	260.00
Hourly Average	0.00	0.00	49.00	2.00	9.00	2.00	0.00	1.00	63.00	65.00
1330 - 1345	0	0	24	0	4	0	0	0	28	28.00
1345 - 1400	0	0	60	0	4	0	0	0	64	64.00
1400 - 1415	0	0	44	0	20	0	0	0	64	64.00
1415 - 1430	0	0	52	4	8	0	0	0	64	64.00
Hourly Total	0	0	180	4	36	0	0	0	220	220.00
Hourly Average	0.00	0.00	45.00	1.00	9.00	0.00	0.00	0.00	55.00	55.00

Inter Session Total	0	4	564	12	104	16	0	8	708	721.60
Inter Session Average	0.00	0.33	47.00	1.00	8.67	1.33	0.00	0.67	59.00	60.13

TIME	Movement 6.1: Left from St. Mary's Road to Woodside (East)								Traffic Mix	
	P/CYCLE	M/CYCLE	CAR	TAXI	LGV	OGV1	OGV2	BUS/COACH	TOTAL	PCU TOTAL
1130 - 1145	0.00	0.00	0.80	0.00	0.20	0.00	0.00	0.00	1	1.00
1145 - 1200	0.00	0.00	0.87	0.00	0.13	0.00	0.00	0.00	1	1.00
1200 - 1215	0.00	0.00	0.77	0.00	0.14	0.09	0.00	0.00	1	1.05
1215 - 1230	0.00	0.06	0.76	0.00	0.12	0.00	0.00	0.06	1	1.02
Hourly Total	0.00	0.06	3.20	0.00	0.59	0.09	0.00	0.06	4	4.07
Hourly Average	0.00	0.01	0.80	0.00	0.15	0.02	0.00	0.01	1.00	1.02
1230 - 1245	0.00	0.00	0.88	0.00	0.00	0.00	0.00	0.13	1	1.13
1245 - 1300	0.00	0.00	0.86	0.00	0.14	0.00	0.00	0.00	1	1.00
1300 - 1315	0.00	0.00	0.67	0.10	0.14	0.10	0.00	0.00	1	1.05
1315 - 1330	0.00	0.00	0.80	0.00	0.20	0.00	0.00	0.00	1	1.00
Hourly Total	0.00	0.00	3.20	0.10	0.49	0.10	0.00	0.13	4	4.17
Hourly Average	0.00	0.00	0.80	0.02	0.12	0.02	0.00	0.03	1.00	1.04
1330 - 1345	0.00	0.00	0.86	0.00	0.14	0.00	0.00	0.00	1	1.00
1345 - 1400	0.00	0.00	0.94	0.00	0.06	0.00	0.00	0.00	1	1.00
1400 - 1415	0.00	0.00	0.69	0.00	0.31	0.00	0.00	0.00	1	1.00
1415 - 1430	0.00	0.00	0.81	0.06	0.13	0.00	0.00	0.00	1	1.00
Hourly Total	0.00	0.00	3.29	0.06	0.64	0.00	0.00	0.00	4	4.00
Hourly Average	0.00	0.00	0.82	0.02	0.16	0.00	0.00	0.00	1.00	1.00

Inter Session Total	0.00	0.06	9.70	0.16	1.72	0.19	0.00	0.18	12	12.24
Inter Session Average	0.00	0.00	0.81	0.01	0.14	0.02	0.00	0.02	1.00	1.02

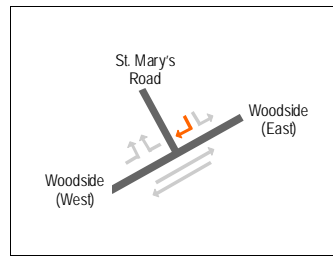


Date  
Wednesday, 13th October 2004  
1500 - 1900 (PM Peak)

Movement 6.1: Left from St. Mary's Road to Woodside (East)									Original Data	
TIME	P/CYCLE	M/CYCLE	CAR	TAXI	LGV	OGV1	OGV2	BUS/COACH	TOTAL	PCU TOTAL
1500 - 1515	0	0	16	1	2	0	0	0	19	19.00
1515 - 1530	0	0	14	0	5	0	0	0	19	19.00
1530 - 1545	0	0	20	0	1	0	0	0	21	21.00
1545 - 1600	0	0	29	3	3	0	0	0	35	35.00
<b>Hourly Total</b>	<b>0</b>	<b>0</b>	<b>79</b>	<b>4</b>	<b>11</b>	<b>0</b>	<b>0</b>	<b>0</b>	<b>94</b>	<b>94.00</b>
<b>Hourly Average</b>	<b>0.00</b>	<b>0.00</b>	<b>19.75</b>	<b>1.00</b>	<b>2.75</b>	<b>0.00</b>	<b>0.00</b>	<b>0.00</b>	<b>23.50</b>	<b>23.50</b>
1600 - 1615	0	1	26	3	3	0	0	0	33	32.40
1615 - 1630	0	0	22	1	1	1	0	0	25	25.50
1630 - 1645	0	1	13	4	3	0	0	0	21	20.40
1645 - 1700	0	0	29	0	0	0	0	0	29	29.00
<b>Hourly Total</b>	<b>0</b>	<b>2</b>	<b>90</b>	<b>8</b>	<b>7</b>	<b>1</b>	<b>0</b>	<b>0</b>	<b>108</b>	<b>107.30</b>
<b>Hourly Average</b>	<b>0.00</b>	<b>0.50</b>	<b>22.50</b>	<b>2.00</b>	<b>1.75</b>	<b>0.25</b>	<b>0.00</b>	<b>0.00</b>	<b>27.00</b>	<b>26.83</b>
1700 - 1715	0	0	33	1	1	0	0	0	35	35.00
1715 - 1730	0	0	20	0	0	0	0	0	20	20.00
1730 - 1745	0	0	26	0	1	0	0	0	27	27.00
1745 - 1800	0	1	24	2	1	1	0	0	29	28.90
<b>Hourly Total</b>	<b>0</b>	<b>1</b>	<b>103</b>	<b>3</b>	<b>3</b>	<b>1</b>	<b>0</b>	<b>0</b>	<b>111</b>	<b>110.90</b>
<b>Hourly Average</b>	<b>0.00</b>	<b>0.25</b>	<b>25.75</b>	<b>0.75</b>	<b>0.75</b>	<b>0.25</b>	<b>0.00</b>	<b>0.00</b>	<b>27.75</b>	<b>27.73</b>
1800 - 1815	0	0	23	0	2	0	0	0	25	25.00
1815 - 1830	0	0	21	0	2	0	0	0	23	23.00
1830 - 1845	0	0	21	0	1	0	0	0	22	22.00
1845 - 1900	0	1	24	1	0	1	0	0	27	26.90
<b>Hourly Total</b>	<b>0</b>	<b>1</b>	<b>89</b>	<b>1</b>	<b>5</b>	<b>1</b>	<b>0</b>	<b>0</b>	<b>97</b>	<b>96.90</b>
<b>Hourly Average</b>	<b>0.00</b>	<b>0.25</b>	<b>22.25</b>	<b>0.25</b>	<b>1.25</b>	<b>0.25</b>	<b>0.00</b>	<b>0.00</b>	<b>24.25</b>	<b>24.23</b>
<b>PM Session Total</b>	<b>0</b>	<b>4</b>	<b>361</b>	<b>16</b>	<b>26</b>	<b>3</b>	<b>0</b>	<b>0</b>	<b>410</b>	<b>409.10</b>
<b>PM Session Average</b>	<b>0.00</b>	<b>0.25</b>	<b>22.56</b>	<b>1.00</b>	<b>1.63</b>	<b>0.19</b>	<b>0.00</b>	<b>0.00</b>	<b>25.63</b>	<b>25.57</b>

Movement 6.1: Left from St. Mary's Road to Woodside (East)									Flow in Vehicles / Hour	
TIME	P/CYCLE	M/CYCLE	CAR	TAXI	LGV	OGV1	OGV2	BUS/COACH	TOTAL	PCU TOTAL
1500 - 1515	0	0	64	4	8	0	0	0	76	76.00
1515 - 1530	0	0	56	0	20	0	0	0	76	76.00
1530 - 1545	0	0	80	0	4	0	0	0	84	84.00
1545 - 1600	0	0	116	12	12	0	0	0	140	140.00
<b>Hourly Total</b>	<b>0</b>	<b>0</b>	<b>316</b>	<b>16</b>	<b>44</b>	<b>0</b>	<b>0</b>	<b>0</b>	<b>376</b>	<b>376.00</b>
<b>Hourly Average</b>	<b>0.00</b>	<b>0.00</b>	<b>79.00</b>	<b>4.00</b>	<b>11.00</b>	<b>0.00</b>	<b>0.00</b>	<b>0.00</b>	<b>94.00</b>	<b>94.00</b>
1600 - 1615	0	4	104	12	12	0	0	0	132	129.60
1615 - 1630	0	0	88	4	4	4	0	0	100	102.00
1630 - 1645	0	4	52	16	12	0	0	0	84	81.60
1645 - 1700	0	0	116	0	0	0	0	0	116	116.00
<b>Hourly Total</b>	<b>0</b>	<b>8</b>	<b>360</b>	<b>32</b>	<b>28</b>	<b>4</b>	<b>0</b>	<b>0</b>	<b>432</b>	<b>429.20</b>
<b>Hourly Average</b>	<b>0.00</b>	<b>2.00</b>	<b>90.00</b>	<b>8.00</b>	<b>7.00</b>	<b>1.00</b>	<b>0.00</b>	<b>0.00</b>	<b>108.00</b>	<b>107.30</b>
1700 - 1715	0	0	132	4	4	0	0	0	140	140.00
1715 - 1730	0	0	80	0	0	0	0	0	80	80.00
1730 - 1745	0	0	104	0	4	0	0	0	108	108.00
1745 - 1800	0	4	96	8	4	4	0	0	116	115.60
<b>Hourly Total</b>	<b>0</b>	<b>4</b>	<b>412</b>	<b>12</b>	<b>12</b>	<b>4</b>	<b>0</b>	<b>0</b>	<b>444</b>	<b>443.60</b>
<b>Hourly Average</b>	<b>0.00</b>	<b>1.00</b>	<b>103.00</b>	<b>3.00</b>	<b>3.00</b>	<b>1.00</b>	<b>0.00</b>	<b>0.00</b>	<b>111.00</b>	<b>110.90</b>
1800 - 1815	0	0	92	0	8	0	0	0	100	100.00
1815 - 1830	0	0	84	0	8	0	0	0	92	92.00
1830 - 1845	0	0	84	0	4	0	0	0	88	88.00
1845 - 1900	0	4	96	4	0	4	0	0	108	107.60
<b>Hourly Total</b>	<b>0</b>	<b>4</b>	<b>356</b>	<b>4</b>	<b>20</b>	<b>4</b>	<b>0</b>	<b>0</b>	<b>388</b>	<b>387.60</b>
<b>Hourly Average</b>	<b>0.00</b>	<b>1.00</b>	<b>89.00</b>	<b>1.00</b>	<b>5.00</b>	<b>1.00</b>	<b>0.00</b>	<b>0.00</b>	<b>97.00</b>	<b>96.90</b>
<b>PM Session Total</b>	<b>0</b>	<b>16</b>	<b>1444</b>	<b>64</b>	<b>104</b>	<b>12</b>	<b>0</b>	<b>0</b>	<b>1640</b>	<b>1636.40</b>
<b>PM Session Average</b>	<b>0.00</b>	<b>1.00</b>	<b>90.25</b>	<b>4.00</b>	<b>6.50</b>	<b>0.75</b>	<b>0.00</b>	<b>0.00</b>	<b>102.50</b>	<b>102.28</b>

Movement 6.1: Left from St. Mary's Road to Woodside (East)									Traffic Mix	
TIME	P/CYCLE	M/CYCLE	CAR	TAXI	LGV	OGV1	OGV2	BUS/COACH	TOTAL	PCU TOTAL
1500 - 1515	0.00	0.00	0.84	0.05	0.11	0.00	0.00	0.00	1	1.00
1515 - 1530	0.00	0.00	0.74	0.00	0.26	0.00	0.00	0.00	1	1.00
1530 - 1545	0.00	0.00	0.95	0.00	0.05	0.00	0.00	0.00	1	1.00
1545 - 1600	0.00	0.00	0.83	0.09	0.09	0.00	0.00	0.00	1	1.00
<b>Hourly Total</b>	<b>0.00</b>	<b>0.00</b>	<b>3.36</b>	<b>0.14</b>	<b>0.50</b>	<b>0.00</b>	<b>0.00</b>	<b>0.00</b>	<b>4</b>	<b>4.00</b>
<b>Hourly Average</b>	<b>0.00</b>	<b>0.00</b>	<b>0.84</b>	<b>0.03</b>	<b>0.13</b>	<b>0.00</b>	<b>0.00</b>	<b>0.00</b>	<b>1.00</b>	<b>1.00</b>
1600 - 1615	0.00	0.03	0.79	0.09	0.09	0.00	0.00	0.00	1	0.98
1615 - 1630	0.00	0.00	0.88	0.04	0.04	0.04	0.00	0.00	1	1.02
1630 - 1645	0.00	0.05	0.62	0.19	0.14	0.00	0.00	0.00	1	0.97
1645 - 1700	0.00	0.00	1.00	0.00	0.00	0.00	0.00	0.00	1	1.00
<b>Hourly Total</b>	<b>0.00</b>	<b>0.08</b>	<b>3.29</b>	<b>0.32</b>	<b>0.27</b>	<b>0.04</b>	<b>0.00</b>	<b>0.00</b>	<b>4</b>	<b>3.97</b>
<b>Hourly Average</b>	<b>0.00</b>	<b>0.02</b>	<b>0.82</b>	<b>0.08</b>	<b>0.07</b>	<b>0.01</b>	<b>0.00</b>	<b>0.00</b>	<b>1.00</b>	<b>0.99</b>
1700 - 1715	0.00	0.00	0.94	0.03	0.03	0.00	0.00	0.00	1	1.00
1715 - 1730	0.00	0.00	1.00	0.00	0.00	0.00	0.00	0.00	1	1.00
1730 - 1745	0.00	0.00	0.96	0.00	0.04	0.00	0.00	0.00	1	1.00
1745 - 1800	0.00	0.03	0.83	0.07	0.03	0.03	0.00	0.00	1	1.00
<b>Hourly Total</b>	<b>0.00</b>	<b>0.03</b>	<b>3.73</b>	<b>0.10</b>	<b>0.10</b>	<b>0.03</b>	<b>0.00</b>	<b>0.00</b>	<b>4</b>	<b>4.00</b>
<b>Hourly Average</b>	<b>0.00</b>	<b>0.01</b>	<b>0.93</b>	<b>0.02</b>	<b>0.03</b>	<b>0.01</b>	<b>0.00</b>	<b>0.00</b>	<b>1.00</b>	<b>1.00</b>
1800 - 1815	0.00	0.00	0.92	0.00	0.08	0.00	0.00	0.00	1	1.00
1815 - 1830	0.00	0.00	0.91	0.00	0.09	0.00	0.00	0.00	1	1.00
1830 - 1845	0.00	0.00	0.95	0.00	0.05	0.00	0.00	0.00	1	1.00
1845 - 1900	0.00	0.04	0.89	0.04	0.00	0.04	0.00	0.00	1	1.00
<b>Hourly Total</b>	<b>0.00</b>	<b>0.04</b>	<b>3.68</b>	<b>0.04</b>	<b>0.21</b>	<b>0.04</b>	<b>0.00</b>	<b>0.00</b>	<b>4</b>	<b>4.00</b>
<b>Hourly Average</b>	<b>0.00</b>	<b>0.01</b>	<b>0.92</b>	<b>0.01</b>	<b>0.05</b>	<b>0.01</b>	<b>0.00</b>	<b>0.00</b>	<b>1.00</b>	<b>1.00</b>
<b>PM Session Total</b>	<b>0.00</b>	<b>0.15</b>	<b>14.06</b>	<b>0.59</b>	<b>1.09</b>	<b>0.11</b>	<b>0.00</b>	<b>0.00</b>	<b>16.00</b>	<b>15.97</b>
<b>PM Session Average</b>	<b>0.00</b>	<b>0.01</b>	<b>0.88</b>	<b>0.04</b>	<b>0.07</b>	<b>0.01</b>	<b>0.00</b>	<b>0.00</b>	<b>1.00</b>	<b>1.00</b>

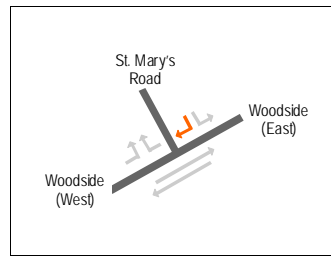


Date  
Wednesday, 13th October 2004  
0700 - 1000 (AM Peak)

TIME	Movement 6.2: Right from St. Mary's Road to Woodside (West)								Original Data	
	P/CYCLE	M/CYCLE	CAR	TAXI	LGV	OGV1	OGV2	BUS/COACH	TOTAL	PCU TOTAL
0700 - 0715	0	0	2	0	0	0	0	0	2	2.00
0715 - 0730	1	0	2	0	1	0	0	0	4	3.20
0730 - 0745	0	0	2	0	1	0	0	0	3	3.00
0745 - 0800	0	0	11	0	0	0	0	0	11	11.00
<b>Hourly Total</b>	<b>1</b>	<b>0</b>	<b>17</b>	<b>0</b>	<b>2</b>	<b>0</b>	<b>0</b>	<b>0</b>	<b>20</b>	<b>19.20</b>
<b>Hourly Average</b>	<b>0.25</b>	<b>0.00</b>	<b>4.25</b>	<b>0.00</b>	<b>0.50</b>	<b>0.00</b>	<b>0.00</b>	<b>0.00</b>	<b>5.00</b>	<b>4.80</b>
0800 - 0815	0	0	11	0	0	0	0	0	11	11.00
0815 - 0830	0	0	15	1	2	0	0	0	18	18.00
0830 - 0845	1	0	11	0	0	0	0	0	12	11.20
0845 - 0900	0	2	7	0	1	0	0	0	10	8.80
<b>Hourly Total</b>	<b>1</b>	<b>2</b>	<b>44</b>	<b>1</b>	<b>3</b>	<b>0</b>	<b>0</b>	<b>0</b>	<b>51</b>	<b>49.00</b>
<b>Hourly Average</b>	<b>0.25</b>	<b>0.50</b>	<b>11.00</b>	<b>0.25</b>	<b>0.75</b>	<b>0.00</b>	<b>0.00</b>	<b>0.00</b>	<b>12.75</b>	<b>12.25</b>
0900 - 0915	0	1	13	0	1	0	0	0	15	14.40
0915 - 0930	0	0	8	0	0	1	0	0	9	9.50
0930 - 0945	0	0	3	0	1	0	0	0	4	4.00
0945 - 1000	0	1	9	0	2	1	0	0	13	12.90
<b>Hourly Total</b>	<b>0</b>	<b>2</b>	<b>33</b>	<b>0</b>	<b>4</b>	<b>2</b>	<b>0</b>	<b>0</b>	<b>41</b>	<b>40.80</b>
<b>Hourly Average</b>	<b>0.00</b>	<b>0.50</b>	<b>8.25</b>	<b>0.00</b>	<b>1.00</b>	<b>0.50</b>	<b>0.00</b>	<b>0.00</b>	<b>10.25</b>	<b>10.20</b>
<b>AM Session Total</b>	<b>2</b>	<b>4</b>	<b>94</b>	<b>1</b>	<b>9</b>	<b>2</b>	<b>0</b>	<b>0</b>	<b>112</b>	<b>109.00</b>
<b>AM Session Average</b>	<b>0.17</b>	<b>0.33</b>	<b>7.83</b>	<b>0.08</b>	<b>0.75</b>	<b>0.17</b>	<b>0.00</b>	<b>0.00</b>	<b>9.33</b>	<b>9.08</b>

TIME	Movement 6.2: Right from St. Mary's Road to Woodside (West)								Flow in Vehicles / Hour	
	P/CYCLE	M/CYCLE	CAR	TAXI	LGV	OGV1	OGV2	BUS/COACH	TOTAL	PCU TOTAL
0700 - 0715	0	0	8	0	0	0	0	0	8	8.00
0715 - 0730	4	0	8	0	4	0	0	0	16	12.80
0730 - 0745	0	0	8	0	4	0	0	0	12	12.00
0745 - 0800	0	0	44	0	0	0	0	0	44	44.00
<b>Hourly Total</b>	<b>4</b>	<b>0</b>	<b>68</b>	<b>0</b>	<b>8</b>	<b>0</b>	<b>0</b>	<b>0</b>	<b>80</b>	<b>76.80</b>
<b>Hourly Average</b>	<b>1.00</b>	<b>0.00</b>	<b>17.00</b>	<b>0.00</b>	<b>2.00</b>	<b>0.00</b>	<b>0.00</b>	<b>0.00</b>	<b>20.00</b>	<b>19.20</b>
0800 - 0815	0	0	44	0	0	0	0	0	44	44.00
0815 - 0830	0	0	60	4	8	0	0	0	72	72.00
0830 - 0845	4	0	44	0	0	0	0	0	48	44.80
0845 - 0900	0	8	28	0	4	0	0	0	40	35.20
<b>Hourly Total</b>	<b>4</b>	<b>8</b>	<b>176</b>	<b>4</b>	<b>12</b>	<b>0</b>	<b>0</b>	<b>0</b>	<b>204</b>	<b>196.00</b>
<b>Hourly Average</b>	<b>1.00</b>	<b>2.00</b>	<b>44.00</b>	<b>1.00</b>	<b>3.00</b>	<b>0.00</b>	<b>0.00</b>	<b>0.00</b>	<b>51.00</b>	<b>49.00</b>
0900 - 0915	0	4	52	0	4	0	0	0	60	57.60
0915 - 0930	0	0	32	0	0	4	0	0	36	38.00
0930 - 0945	0	0	12	0	4	0	0	0	16	16.00
0945 - 1000	0	4	36	0	8	4	0	0	52	51.60
<b>Hourly Total</b>	<b>0</b>	<b>8</b>	<b>132</b>	<b>0</b>	<b>16</b>	<b>8</b>	<b>0</b>	<b>0</b>	<b>164</b>	<b>163.20</b>
<b>Hourly Average</b>	<b>0.00</b>	<b>2.00</b>	<b>33.00</b>	<b>0.00</b>	<b>4.00</b>	<b>2.00</b>	<b>0.00</b>	<b>0.00</b>	<b>41.00</b>	<b>40.80</b>
<b>AM Session Total</b>	<b>8</b>	<b>16</b>	<b>376</b>	<b>4</b>	<b>36</b>	<b>8</b>	<b>0</b>	<b>0</b>	<b>448</b>	<b>436.00</b>
<b>AM Session Average</b>	<b>0.67</b>	<b>1.33</b>	<b>31.33</b>	<b>0.33</b>	<b>3.00</b>	<b>0.67</b>	<b>0.00</b>	<b>0.00</b>	<b>37.33</b>	<b>36.33</b>

TIME	Movement 6.2: Right from St. Mary's Road to Woodside (West)								Traffic Mix	
	P/CYCLE	M/CYCLE	CAR	TAXI	LGV	OGV1	OGV2	BUS/COACH	TOTAL	PCU TOTAL
0700 - 0715	0.00	0.00	1.00	0.00	0.00	0.00	0.00	0.00	1	1.00
0715 - 0730	0.25	0.00	0.50	0.00	0.25	0.00	0.00	0.00	1	0.80
0730 - 0745	0.00	0.00	0.67	0.00	0.33	0.00	0.00	0.00	1	1.00
0745 - 0800	0.00	0.00	1.00	0.00	0.00	0.00	0.00	0.00	1	1.00
<b>Hourly Total</b>	<b>0.25</b>	<b>0.00</b>	<b>3.17</b>	<b>0.00</b>	<b>0.58</b>	<b>0.00</b>	<b>0.00</b>	<b>0.00</b>	<b>4</b>	<b>3.80</b>
<b>Hourly Average</b>	<b>0.06</b>	<b>0.00</b>	<b>0.79</b>	<b>0.00</b>	<b>0.15</b>	<b>0.00</b>	<b>0.00</b>	<b>0.00</b>	<b>1.00</b>	<b>0.95</b>
0800 - 0815	0.00	0.00	1.00	0.00	0.00	0.00	0.00	0.00	1	1.00
0815 - 0830	0.00	0.00	0.83	0.06	0.11	0.00	0.00	0.00	1	1.00
0830 - 0845	0.08	0.00	0.92	0.00	0.00	0.00	0.00	0.00	1	0.93
0845 - 0900	0.00	0.20	0.70	0.00	0.10	0.00	0.00	0.00	1	0.88
<b>Hourly Total</b>	<b>0.08</b>	<b>0.20</b>	<b>3.45</b>	<b>0.06</b>	<b>0.21</b>	<b>0.00</b>	<b>0.00</b>	<b>0.00</b>	<b>4</b>	<b>3.81</b>
<b>Hourly Average</b>	<b>0.02</b>	<b>0.05</b>	<b>0.86</b>	<b>0.01</b>	<b>0.05</b>	<b>0.00</b>	<b>0.00</b>	<b>0.00</b>	<b>1.00</b>	<b>0.95</b>
0900 - 0915	0.00	0.07	0.87	0.00	0.07	0.00	0.00	0.00	1	0.96
0915 - 0930	0.00	0.00	0.89	0.00	0.00	0.11	0.00	0.00	1	1.06
0930 - 0945	0.00	0.00	0.75	0.00	0.25	0.00	0.00	0.00	1	1.00
0945 - 1000	0.00	0.08	0.69	0.00	0.15	0.08	0.00	0.00	1	0.99
<b>Hourly Total</b>	<b>0.00</b>	<b>0.14</b>	<b>3.20</b>	<b>0.00</b>	<b>0.47</b>	<b>0.19</b>	<b>0.00</b>	<b>0.00</b>	<b>4</b>	<b>4.01</b>
<b>Hourly Average</b>	<b>0.00</b>	<b>0.04</b>	<b>0.80</b>	<b>0.00</b>	<b>0.12</b>	<b>0.05</b>	<b>0.00</b>	<b>0.00</b>	<b>1.00</b>	<b>1.00</b>
<b>AM Session Total</b>	<b>0.33</b>	<b>0.34</b>	<b>9.81</b>	<b>0.06</b>	<b>1.26</b>	<b>0.19</b>	<b>0.00</b>	<b>0.00</b>	<b>12</b>	<b>11.62</b>
<b>AM Session Average</b>	<b>0.03</b>	<b>0.03</b>	<b>0.82</b>	<b>0.00</b>	<b>0.11</b>	<b>0.02</b>	<b>0.00</b>	<b>0.00</b>	<b>1.00</b>	<b>0.97</b>



Date  
Wednesday, 13th October 2004  
1130 - 1430 (Inler Peak)

TIME	Movement 6.2: Right from St. Mary's Road to Woodside (West)								Original Data	
	P/CYCLE	M/CYCLE	CAR	TAXI	LGV	OGV1	OGV2	BUS/COACH	TOTAL	PCU TOTAL
1130 - 1145	1	0	14	0	1	1	0	0	17	16.70
1145 - 1200	0	0	3	0	0	0	0	0	3	3.00
1200 - 1215	0	0	9	0	1	0	0	0	10	10.00
1215 - 1230	0	2	12	0	2	2	0	0	18	17.80
<b>Hourly Total</b>	<b>1</b>	<b>2</b>	<b>38</b>	<b>0</b>	<b>4</b>	<b>3</b>	<b>0</b>	<b>0</b>	<b>48</b>	<b>47.50</b>
<b>Hourly Average</b>	<b>0.25</b>	<b>0.50</b>	<b>9.50</b>	<b>0.00</b>	<b>1.00</b>	<b>0.75</b>	<b>0.00</b>	<b>0.00</b>	<b>12.00</b>	<b>11.88</b>
1230 - 1245	0	0	7	0	1	0	0	0	8	8.00
1245 - 1300	0	0	5	0	0	0	0	0	5	5.00
1300 - 1315	1	0	10	1	0	0	0	0	12	11.20
1315 - 1330	1	0	8	0	1	2	0	0	12	12.20
<b>Hourly Total</b>	<b>2</b>	<b>0</b>	<b>30</b>	<b>1</b>	<b>2</b>	<b>2</b>	<b>0</b>	<b>0</b>	<b>37</b>	<b>36.40</b>
<b>Hourly Average</b>	<b>0.50</b>	<b>0.00</b>	<b>7.50</b>	<b>0.25</b>	<b>0.50</b>	<b>0.50</b>	<b>0.00</b>	<b>0.00</b>	<b>9.25</b>	<b>9.10</b>
1330 - 1345	0	0	10	0	1	0	0	0	11	11.00
1345 - 1400	1	1	9	0	2	0	0	1	14	13.60
1400 - 1415	0	0	10	0	0	0	0	0	10	10.00
1415 - 1430	0	0	9	0	2	0	0	0	11	11.00
<b>Hourly Total</b>	<b>1</b>	<b>1</b>	<b>38</b>	<b>0</b>	<b>5</b>	<b>0</b>	<b>0</b>	<b>1</b>	<b>46</b>	<b>45.60</b>
<b>Hourly Average</b>	<b>0.25</b>	<b>0.25</b>	<b>9.50</b>	<b>0.00</b>	<b>1.25</b>	<b>0.00</b>	<b>0.00</b>	<b>0.25</b>	<b>11.50</b>	<b>11.40</b>

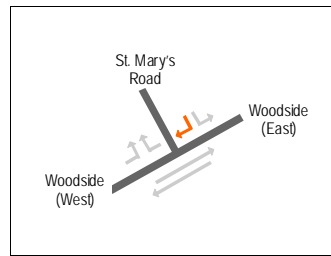
<b>Inter Session Total</b>	<b>4</b>	<b>3</b>	<b>106</b>	<b>1</b>	<b>11</b>	<b>5</b>	<b>0</b>	<b>1</b>	<b>131</b>	<b>129.50</b>
<b>Inter Session Average</b>	<b>0.33</b>	<b>0.25</b>	<b>8.83</b>	<b>0.08</b>	<b>0.92</b>	<b>0.42</b>	<b>0.00</b>	<b>0.08</b>	<b>10.92</b>	<b>10.79</b>

TIME	Movement 6.2: Right from St. Mary's Road to Woodside (West)								Flow in Vehicles / Hour	
	P/CYCLE	M/CYCLE	CAR	TAXI	LGV	OGV1	OGV2	BUS/COACH	TOTAL	PCU TOTAL
1130 - 1145	4	0	56	0	4	4	0	0	68	66.80
1145 - 1200	0	0	12	0	0	0	0	0	12	12.00
1200 - 1215	0	0	36	0	4	0	0	0	40	40.00
1215 - 1230	0	8	48	0	8	8	0	0	72	71.20
<b>Hourly Total</b>	<b>4</b>	<b>8</b>	<b>152</b>	<b>0</b>	<b>16</b>	<b>12</b>	<b>0</b>	<b>0</b>	<b>192</b>	<b>190.00</b>
<b>Hourly Average</b>	<b>1.00</b>	<b>2.00</b>	<b>38.00</b>	<b>0.00</b>	<b>4.00</b>	<b>3.00</b>	<b>0.00</b>	<b>0.00</b>	<b>48.00</b>	<b>47.50</b>
1230 - 1245	0	0	28	0	4	0	0	0	32	32.00
1245 - 1300	0	0	20	0	0	0	0	0	20	20.00
1300 - 1315	4	0	40	4	0	0	0	0	48	44.80
1315 - 1330	4	0	32	0	4	8	0	0	48	48.80
<b>Hourly Total</b>	<b>8</b>	<b>0</b>	<b>120</b>	<b>4</b>	<b>8</b>	<b>8</b>	<b>0</b>	<b>0</b>	<b>148</b>	<b>145.60</b>
<b>Hourly Average</b>	<b>2.00</b>	<b>0.00</b>	<b>30.00</b>	<b>1.00</b>	<b>2.00</b>	<b>2.00</b>	<b>0.00</b>	<b>0.00</b>	<b>37.00</b>	<b>36.40</b>
1330 - 1345	0	0	40	0	4	0	0	0	44	44.00
1345 - 1400	4	4	36	0	8	0	0	4	56	54.40
1400 - 1415	0	0	40	0	0	0	0	0	40	40.00
1415 - 1430	0	0	36	0	8	0	0	0	44	44.00
<b>Hourly Total</b>	<b>4</b>	<b>4</b>	<b>152</b>	<b>0</b>	<b>20</b>	<b>0</b>	<b>0</b>	<b>4</b>	<b>184</b>	<b>182.40</b>
<b>Hourly Average</b>	<b>1.00</b>	<b>1.00</b>	<b>38.00</b>	<b>0.00</b>	<b>5.00</b>	<b>0.00</b>	<b>0.00</b>	<b>1.00</b>	<b>46.00</b>	<b>45.60</b>

<b>Inter Session Total</b>	<b>16</b>	<b>12</b>	<b>424</b>	<b>4</b>	<b>44</b>	<b>20</b>	<b>0</b>	<b>4</b>	<b>524</b>	<b>518.00</b>
<b>Inter Session Average</b>	<b>1.33</b>	<b>1.00</b>	<b>35.33</b>	<b>0.33</b>	<b>3.67</b>	<b>1.67</b>	<b>0.00</b>	<b>0.33</b>	<b>43.67</b>	<b>43.17</b>

TIME	Movement 6.2: Right from St. Mary's Road to Woodside (West)								Traffic Mix	
	P/CYCLE	M/CYCLE	CAR	TAXI	LGV	OGV1	OGV2	BUS/COACH	TOTAL	PCU TOTAL
1130 - 1145	0.06	0.00	0.82	0.00	0.06	0.06	0.00	0.00	1	0.98
1145 - 1200	0.00	0.00	1.00	0.00	0.00	0.00	0.00	0.00	1	1.00
1200 - 1215	0.00	0.00	0.90	0.00	0.10	0.00	0.00	0.00	1	1.00
1215 - 1230	0.00	0.11	0.67	0.00	0.11	0.11	0.00	0.00	1	0.99
<b>Hourly Total</b>	<b>0.06</b>	<b>0.11</b>	<b>3.39</b>	<b>0.00</b>	<b>0.27</b>	<b>0.17</b>	<b>0.00</b>	<b>0.00</b>	<b>4</b>	<b>3.97</b>
<b>Hourly Average</b>	<b>0.01</b>	<b>0.03</b>	<b>0.85</b>	<b>0.00</b>	<b>0.07</b>	<b>0.04</b>	<b>0.00</b>	<b>0.00</b>	<b>1.00</b>	<b>0.99</b>
1230 - 1245	0.00	0.00	0.88	0.00	0.13	0.00	0.00	0.00	1	1.00
1245 - 1300	0.00	0.00	1.00	0.00	0.00	0.00	0.00	0.00	1	1.00
1300 - 1315	0.08	0.00	0.83	0.08	0.00	0.00	0.00	0.00	1	0.93
1315 - 1330	0.08	0.00	0.67	0.00	0.08	0.17	0.00	0.00	1	1.02
<b>Hourly Total</b>	<b>0.17</b>	<b>0.00</b>	<b>3.38</b>	<b>0.08</b>	<b>0.21</b>	<b>0.17</b>	<b>0.00</b>	<b>0.00</b>	<b>4</b>	<b>3.95</b>
<b>Hourly Average</b>	<b>0.04</b>	<b>0.00</b>	<b>0.84</b>	<b>0.02</b>	<b>0.05</b>	<b>0.04</b>	<b>0.00</b>	<b>0.00</b>	<b>1.00</b>	<b>0.99</b>
1330 - 1345	0.00	0.00	0.91	0.00	0.09	0.00	0.00	0.00	1	1.00
1345 - 1400	0.07	0.07	0.64	0.00	0.14	0.00	0.00	0.07	1	0.97
1400 - 1415	0.00	0.00	1.00	0.00	0.00	0.00	0.00	0.00	1	1.00
1415 - 1430	0.00	0.00	0.82	0.00	0.18	0.00	0.00	0.00	1	1.00
<b>Hourly Total</b>	<b>0.07</b>	<b>0.07</b>	<b>3.37</b>	<b>0.00</b>	<b>0.42</b>	<b>0.00</b>	<b>0.00</b>	<b>0.07</b>	<b>4</b>	<b>3.97</b>
<b>Hourly Average</b>	<b>0.02</b>	<b>0.02</b>	<b>0.84</b>	<b>0.00</b>	<b>0.10</b>	<b>0.00</b>	<b>0.00</b>	<b>0.02</b>	<b>1.00</b>	<b>0.99</b>

<b>Inter Session Total</b>	<b>0.30</b>	<b>0.18</b>	<b>10.14</b>	<b>0.08</b>	<b>0.89</b>	<b>0.34</b>	<b>0.00</b>	<b>0.07</b>	<b>12</b>	<b>11.89</b>
<b>Inter Session Average</b>	<b>0.02</b>	<b>0.02</b>	<b>0.84</b>	<b>0.01</b>	<b>0.07</b>	<b>0.03</b>	<b>0.00</b>	<b>0.01</b>	<b>1.00</b>	<b>0.99</b>

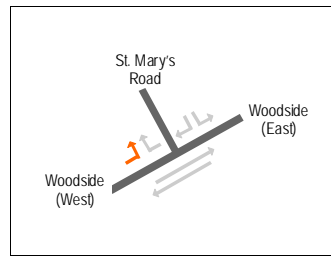


Date  
Wednesday, 13th October 2004  
1500 - 1900 (PM Peak)

Movement 6.2: Right from St. Mary's Road to Woodside (West)									Original Data	
TIME	P/CYCLE	M/CYCLE	CAR	TAXI	LGV	OGV1	OGV2	BUS/COACH	TOTAL	PCU TOTAL
1500 - 1515	0	0	13	0	1	0	0	0	14	14.00
1515 - 1530	0	0	5	0	0	1	0	0	6	6.50
1530 - 1545	0	1	10	1	0	1	0	0	13	12.90
1545 - 1600	0	0	10	1	2	0	0	0	13	13.00
<b>Hourly Total</b>	<b>0</b>	<b>1</b>	<b>38</b>	<b>2</b>	<b>3</b>	<b>2</b>	<b>0</b>	<b>0</b>	<b>46</b>	<b>46.40</b>
<b>Hourly Average</b>	<b>0.00</b>	<b>0.25</b>	<b>9.50</b>	<b>0.50</b>	<b>0.75</b>	<b>0.50</b>	<b>0.00</b>	<b>0.00</b>	<b>11.50</b>	<b>11.60</b>
1600 - 1615	0	1	16	2	5	1	0	0	25	24.90
1615 - 1630	0	1	13	0	2	2	0	0	18	18.40
1630 - 1645	0	0	10	0	1	0	0	0	11	11.00
1645 - 1700	0	0	3	0	0	0	0	0	3	3.00
<b>Hourly Total</b>	<b>0</b>	<b>2</b>	<b>42</b>	<b>2</b>	<b>8</b>	<b>3</b>	<b>0</b>	<b>0</b>	<b>57</b>	<b>57.30</b>
<b>Hourly Average</b>	<b>0.00</b>	<b>0.50</b>	<b>10.50</b>	<b>0.50</b>	<b>2.00</b>	<b>0.75</b>	<b>0.00</b>	<b>0.00</b>	<b>14.25</b>	<b>14.33</b>
1700 - 1715	0	0	15	0	0	0	0	0	15	15.00
1715 - 1730	0	0	5	0	0	0	0	0	5	5.00
1730 - 1745	0	0	14	0	0	0	0	0	14	14.00
1745 - 1800	0	2	10	0	0	0	0	0	12	10.80
<b>Hourly Total</b>	<b>0</b>	<b>2</b>	<b>44</b>	<b>0</b>	<b>0</b>	<b>0</b>	<b>0</b>	<b>0</b>	<b>46</b>	<b>44.80</b>
<b>Hourly Average</b>	<b>0.00</b>	<b>0.50</b>	<b>11.00</b>	<b>0.00</b>	<b>0.00</b>	<b>0.00</b>	<b>0.00</b>	<b>0.00</b>	<b>11.50</b>	<b>11.20</b>
1800 - 1815	0	0	14	1	0	0	0	0	15	15.00
1815 - 1830	0	0	15	0	0	0	0	0	15	15.00
1830 - 1845	0	0	13	0	0	0	0	0	13	13.00
1845 - 1900	0	0	8	1	0	0	0	0	9	9.00
<b>Hourly Total</b>	<b>0</b>	<b>0</b>	<b>50</b>	<b>2</b>	<b>0</b>	<b>0</b>	<b>0</b>	<b>0</b>	<b>52</b>	<b>52.00</b>
<b>Hourly Average</b>	<b>0.00</b>	<b>0.00</b>	<b>12.50</b>	<b>0.50</b>	<b>0.00</b>	<b>0.00</b>	<b>0.00</b>	<b>0.00</b>	<b>13.00</b>	<b>13.00</b>
<b>PM Session Total</b>	<b>0</b>	<b>5</b>	<b>174</b>	<b>6</b>	<b>11</b>	<b>5</b>	<b>0</b>	<b>0</b>	<b>201</b>	<b>200.50</b>
<b>PM Session Average</b>	<b>0.00</b>	<b>0.31</b>	<b>10.88</b>	<b>0.38</b>	<b>0.69</b>	<b>0.31</b>	<b>0.00</b>	<b>0.00</b>	<b>12.56</b>	<b>12.53</b>

Movement 6.2: Right from St. Mary's Road to Woodside (West)									Flow in Vehicles / Hour	
TIME	P/CYCLE	M/CYCLE	CAR	TAXI	LGV	OGV1	OGV2	BUS/COACH	TOTAL	PCU TOTAL
1500 - 1515	0	0	52	0	4	0	0	0	56	56.00
1515 - 1530	0	0	20	0	0	4	0	0	24	26.00
1530 - 1545	0	4	40	4	0	4	0	0	52	51.60
1545 - 1600	0	0	40	4	8	0	0	0	52	52.00
<b>Hourly Total</b>	<b>0</b>	<b>4</b>	<b>152</b>	<b>8</b>	<b>12</b>	<b>8</b>	<b>0</b>	<b>0</b>	<b>184</b>	<b>185.60</b>
<b>Hourly Average</b>	<b>0.00</b>	<b>1.00</b>	<b>38.00</b>	<b>2.00</b>	<b>3.00</b>	<b>2.00</b>	<b>0.00</b>	<b>0.00</b>	<b>46.00</b>	<b>46.40</b>
1600 - 1615	0	4	64	8	20	4	0	0	100	99.60
1615 - 1630	0	4	52	0	8	8	0	0	72	73.60
1630 - 1645	0	0	40	0	4	0	0	0	44	44.00
1645 - 1700	0	0	12	0	0	0	0	0	12	12.00
<b>Hourly Total</b>	<b>0</b>	<b>8</b>	<b>168</b>	<b>8</b>	<b>32</b>	<b>12</b>	<b>0</b>	<b>0</b>	<b>228</b>	<b>229.20</b>
<b>Hourly Average</b>	<b>0.00</b>	<b>2.00</b>	<b>42.00</b>	<b>2.00</b>	<b>8.00</b>	<b>3.00</b>	<b>0.00</b>	<b>0.00</b>	<b>57.00</b>	<b>57.30</b>
1700 - 1715	0	0	60	0	0	0	0	0	60	60.00
1715 - 1730	0	0	20	0	0	0	0	0	20	20.00
1730 - 1745	0	0	56	0	0	0	0	0	56	56.00
1745 - 1800	0	8	40	0	0	0	0	0	48	43.20
<b>Hourly Total</b>	<b>0</b>	<b>8</b>	<b>176</b>	<b>0</b>	<b>0</b>	<b>0</b>	<b>0</b>	<b>0</b>	<b>184</b>	<b>179.20</b>
<b>Hourly Average</b>	<b>0.00</b>	<b>2.00</b>	<b>44.00</b>	<b>0.00</b>	<b>0.00</b>	<b>0.00</b>	<b>0.00</b>	<b>0.00</b>	<b>46.00</b>	<b>44.80</b>
1800 - 1815	0	0	56	4	0	0	0	0	60	60.00
1815 - 1830	0	0	60	0	0	0	0	0	60	60.00
1830 - 1845	0	0	52	0	0	0	0	0	52	52.00
1845 - 1900	0	0	32	4	0	0	0	0	36	36.00
<b>Hourly Total</b>	<b>0</b>	<b>0</b>	<b>200</b>	<b>8</b>	<b>0</b>	<b>0</b>	<b>0</b>	<b>0</b>	<b>208</b>	<b>208.00</b>
<b>Hourly Average</b>	<b>0.00</b>	<b>0.00</b>	<b>50.00</b>	<b>2.00</b>	<b>0.00</b>	<b>0.00</b>	<b>0.00</b>	<b>0.00</b>	<b>52.00</b>	<b>52.00</b>
<b>PM Session Total</b>	<b>0</b>	<b>20</b>	<b>696</b>	<b>24</b>	<b>44</b>	<b>20</b>	<b>0</b>	<b>0</b>	<b>804</b>	<b>802.00</b>
<b>PM Session Average</b>	<b>0.00</b>	<b>1.25</b>	<b>43.50</b>	<b>1.50</b>	<b>2.75</b>	<b>1.25</b>	<b>0.00</b>	<b>0.00</b>	<b>50.25</b>	<b>50.13</b>

Movement 6.2: Right from St. Mary's Road to Woodside (West)									Traffic Mix	
TIME	P/CYCLE	M/CYCLE	CAR	TAXI	LGV	OGV1	OGV2	BUS/COACH	TOTAL	PCU TOTAL
1500 - 1515	0.00	0.00	0.93	0.00	0.07	0.00	0.00	0.00	1	1.00
1515 - 1530	0.00	0.00	0.83	0.00	0.00	0.17	0.00	0.00	1	1.08
1530 - 1545	0.00	0.08	0.77	0.08	0.00	0.08	0.00	0.00	1	0.99
1545 - 1600	0.00	0.00	0.77	0.08	0.15	0.00	0.00	0.00	1	1.00
<b>Hourly Total</b>	<b>0.00</b>	<b>0.08</b>	<b>3.30</b>	<b>0.15</b>	<b>0.23</b>	<b>0.24</b>	<b>0.00</b>	<b>0.00</b>	<b>4</b>	<b>4.08</b>
<b>Hourly Average</b>	<b>0.00</b>	<b>0.02</b>	<b>0.83</b>	<b>0.04</b>	<b>0.06</b>	<b>0.06</b>	<b>0.00</b>	<b>0.00</b>	<b>1.00</b>	<b>1.02</b>
1600 - 1615	0.00	0.04	0.64	0.08	0.20	0.04	0.00	0.00	1	1.00
1615 - 1630	0.00	0.06	0.72	0.00	0.11	0.11	0.00	0.00	1	1.02
1630 - 1645	0.00	0.00	0.91	0.00	0.09	0.00	0.00	0.00	1	1.00
1645 - 1700	0.00	0.00	1.00	0.00	0.00	0.00	0.00	0.00	1	1.00
<b>Hourly Total</b>	<b>0.00</b>	<b>0.10</b>	<b>3.27</b>	<b>0.08</b>	<b>0.40</b>	<b>0.15</b>	<b>0.00</b>	<b>0.00</b>	<b>4</b>	<b>4.02</b>
<b>Hourly Average</b>	<b>0.00</b>	<b>0.02</b>	<b>0.82</b>	<b>0.02</b>	<b>0.10</b>	<b>0.04</b>	<b>0.00</b>	<b>0.00</b>	<b>1.00</b>	<b>1.00</b>
1700 - 1715	0.00	0.00	1.00	0.00	0.00	0.00	0.00	0.00	1	1.00
1715 - 1730	0.00	0.00	1.00	0.00	0.00	0.00	0.00	0.00	1	1.00
1730 - 1745	0.00	0.00	1.00	0.00	0.00	0.00	0.00	0.00	1	1.00
1745 - 1800	0.00	0.17	0.83	0.00	0.00	0.00	0.00	0.00	1	0.90
<b>Hourly Total</b>	<b>0.00</b>	<b>0.17</b>	<b>3.83</b>	<b>0.00</b>	<b>0.00</b>	<b>0.00</b>	<b>0.00</b>	<b>0.00</b>	<b>4</b>	<b>3.90</b>
<b>Hourly Average</b>	<b>0.00</b>	<b>0.04</b>	<b>0.96</b>	<b>0.00</b>	<b>0.00</b>	<b>0.00</b>	<b>0.00</b>	<b>0.00</b>	<b>1.00</b>	<b>0.98</b>
1800 - 1815	0.00	0.00	0.93	0.07	0.00	0.00	0.00	0.00	1	1.00
1815 - 1830	0.00	0.00	1.00	0.00	0.00	0.00	0.00	0.00	1	1.00
1830 - 1845	0.00	0.00	1.00	0.00	0.00	0.00	0.00	0.00	1	1.00
1845 - 1900	0.00	0.00	0.89	0.11	0.00	0.00	0.00	0.00	1	1.00
<b>Hourly Total</b>	<b>0.00</b>	<b>0.00</b>	<b>3.82</b>	<b>0.18</b>	<b>0.00</b>	<b>0.00</b>	<b>0.00</b>	<b>0.00</b>	<b>4</b>	<b>4.00</b>
<b>Hourly Average</b>	<b>0.00</b>	<b>0.00</b>	<b>0.96</b>	<b>0.04</b>	<b>0.00</b>	<b>0.00</b>	<b>0.00</b>	<b>0.00</b>	<b>1.00</b>	<b>1.00</b>
<b>PM Session Total</b>	<b>0.00</b>	<b>0.34</b>	<b>14.23</b>	<b>0.41</b>	<b>0.63</b>	<b>0.39</b>	<b>0.00</b>	<b>0.00</b>	<b>16.00</b>	<b>15.99</b>
<b>PM Session Average</b>	<b>0.00</b>	<b>0.02</b>	<b>0.89</b>	<b>0.03</b>	<b>0.04</b>	<b>0.02</b>	<b>0.00</b>	<b>0.00</b>	<b>1.00</b>	<b>1.00</b>



Date  
Wednesday, 13th October 2004  
0700 - 1000 (AM Peak)

TIME	Movement 6.3: Left from Woodside (West) to St. Mary's Road								Original Data	
	P/CYCLE	M/CYCLE	CAR	TAXI	LGV	OGV1	OGV2	BUS/COACH	TOTAL	PCU TOTAL
0700 - 0715	0	0	2	0	0	0	0	0	2	2.00
0715 - 0730	0	0	0	0	0	0	0	0	0	0.00
0730 - 0745	0	0	1	0	1	0	0	0	2	2.00
0745 - 0800	0	0	7	0	2	0	0	0	9	9.00
Hourly Total	0	0	10	0	3	0	0	0	13	13.00
Hourly Average	0.00	0.00	2.50	0.00	0.75	0.00	0.00	0.00	3.25	3.25
0800 - 0815	1	0	6	1	0	0	0	0	8	7.20
0815 - 0830	0	0	23	0	0	0	0	0	23	23.00
0830 - 0845	0	0	7	0	0	0	0	0	7	7.00
0845 - 0900	0	0	2	0	0	0	0	0	2	2.00
Hourly Total	1	0	38	1	0	0	0	0	40	39.20
Hourly Average	0.25	0.00	9.50	0.25	0.00	0.00	0.00	0.00	10.00	9.80
0900 - 0915	1	0	3	0	0	0	0	0	4	3.20
0915 - 0930	0	0	2	0	0	1	0	0	3	3.50
0930 - 0945	0	0	5	0	0	0	0	0	5	5.00
0945 - 1000	0	0	0	0	0	0	1	0	1	2.30
Hourly Total	1	0	10	0	0	1	1	0	13	14.00
Hourly Average	0.25	0.00	2.50	0.00	0.00	0.25	0.25	0.00	3.25	3.50

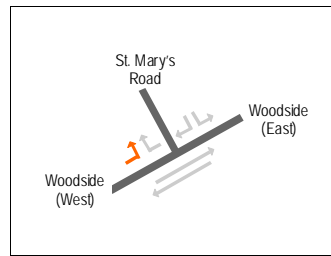
AM Session Total	2	0	58	1	3	1	1	0	66	66.20
AM Session Average	0.17	0.00	4.83	0.08	0.25	0.08	0.08	0.00	5.50	5.52

TIME	Movement 6.3: Left from Woodside (West) to St. Mary's Road								Flow in Vehicles / Hour	
	P/CYCLE	M/CYCLE	CAR	TAXI	LGV	OGV1	OGV2	BUS/COACH	TOTAL	PCU TOTAL
0700 - 0715	0	0	8	0	0	0	0	0	8	8.00
0715 - 0730	0	0	0	0	0	0	0	0	0	0.00
0730 - 0745	0	0	4	0	4	0	0	0	8	8.00
0745 - 0800	0	0	28	0	8	0	0	0	36	36.00
Hourly Total	0	0	40	0	12	0	0	0	52	52.00
Hourly Average	0.00	0.00	10.00	0.00	3.00	0.00	0.00	0.00	13.00	13.00
0800 - 0815	4	0	24	4	0	0	0	0	32	28.80
0815 - 0830	0	0	92	0	0	0	0	0	92	92.00
0830 - 0845	0	0	28	0	0	0	0	0	28	28.00
0845 - 0900	0	0	8	0	0	0	0	0	8	8.00
Hourly Total	4	0	152	4	0	0	0	0	160	156.80
Hourly Average	1.00	0.00	38.00	1.00	0.00	0.00	0.00	0.00	40.00	39.20
0900 - 0915	4	0	12	0	0	0	0	0	16	12.80
0915 - 0930	0	0	8	0	0	4	0	0	12	14.00
0930 - 0945	0	0	20	0	0	0	0	0	20	20.00
0945 - 1000	0	0	0	0	0	0	4	0	4	9.20
Hourly Total	4	0	40	0	0	4	4	0	52	56.00
Hourly Average	1.00	0.00	10.00	0.00	0.00	1.00	1.00	0.00	13.00	14.00

AM Session Total	8	0	232	4	12	4	4	0	264	264.80
AM Session Average	0.67	0.00	19.33	0.33	1.00	0.33	0.33	0.00	22.00	22.07

TIME	Movement 6.3: Left from Woodside (West) to St. Mary's Road								Traffic Mix	
	P/CYCLE	M/CYCLE	CAR	TAXI	LGV	OGV1	OGV2	BUS/COACH	TOTAL	PCU TOTAL
0700 - 0715	0.00	0.00	1.00	0.00	0.00	0.00	0.00	0.00	1	1.00
0715 - 0730	0.00	0.00	0.00	0.00	0.00	0.00	0.00	0.00	0	0.00
0730 - 0745	0.00	0.00	0.50	0.00	0.50	0.00	0.00	0.00	1	1.00
0745 - 0800	0.00	0.00	0.78	0.00	0.22	0.00	0.00	0.00	1	1.00
Hourly Total	0.00	0.00	2.28	0.00	0.72	0.00	0.00	0.00	3	3.00
Hourly Average	0.00	0.00	0.57	0.00	0.18	0.00	0.00	0.00	0.75	0.75
0800 - 0815	0.13	0.00	0.75	0.13	0.00	0.00	0.00	0.00	1	0.90
0815 - 0830	0.00	0.00	1.00	0.00	0.00	0.00	0.00	0.00	1	1.00
0830 - 0845	0.00	0.00	1.00	0.00	0.00	0.00	0.00	0.00	1	1.00
0845 - 0900	0.00	0.00	1.00	0.00	0.00	0.00	0.00	0.00	1	1.00
Hourly Total	0.13	0.00	3.75	0.13	0.00	0.00	0.00	0.00	4	3.90
Hourly Average	0.03	0.00	0.94	0.03	0.00	0.00	0.00	0.00	1.00	0.98
0900 - 0915	0.25	0.00	0.75	0.00	0.00	0.00	0.00	0.00	1	0.80
0915 - 0930	0.00	0.00	0.67	0.00	0.00	0.33	0.00	0.00	1	1.17
0930 - 0945	0.00	0.00	1.00	0.00	0.00	0.00	0.00	0.00	1	1.00
0945 - 1000	0.00	0.00	0.00	0.00	0.00	0.00	1.00	0.00	1	2.30
Hourly Total	0.25	0.00	2.42	0.00	0.00	0.33	1.00	0.00	4	5.27
Hourly Average	0.06	0.00	0.60	0.00	0.00	0.08	0.25	0.00	1.00	1.32

AM Session Total	0.38	0.00	8.44	0.13	0.72	0.33	1.00	0.00	11	12.17
AM Session Average	0.03	0.00	0.70	0.01	0.06	0.03	0.08	0.00	0.92	1.01



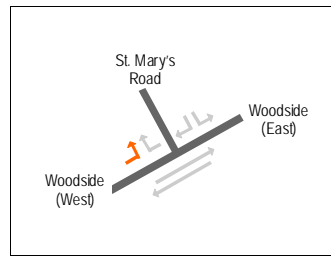
Date  
Wednesday, 13th October 2004  
1130 - 1430 (Inler Peak)

TIME	Movement 6.3: Left from Woodside (West) to St. Mary's Road								Original Data	
	P/CYCLE	M/CYCLE	CAR	TAXI	LGV	OGV1	OGV2	BUS/COACH	TOTAL	PCU TOTAL
1130 - 1145	0	0	1	0	0	0	0	0	1	1.00
1145 - 1200	0	0	5	0	1	0	0	0	6	6.00
1200 - 1215	0	0	1	0	0	0	0	0	1	1.00
1215 - 1230	0	0	3	0	0	1	0	0	4	4.50
Hourly Total	0	0	10	0	1	1	0	0	12	12.50
Hourly Average	0.00	0.00	2.50	0.00	0.25	0.25	0.00	0.00	3.00	3.13
1230 - 1245	1	0	1	0	0	0	0	0	2	1.20
1245 - 1300	0	1	4	0	0	0	0	0	5	4.40
1300 - 1315	0	0	3	0	0	0	0	0	3	3.00
1315 - 1330	0	0	5	0	0	0	0	0	5	5.00
Hourly Total	1	1	13	0	0	0	0	0	15	13.60
Hourly Average	0.25	0.25	3.25	0.00	0.00	0.00	0.00	0.00	3.75	3.40
1330 - 1345	0	0	0	0	0	0	0	0	0	0.00
1345 - 1400	1	0	2	0	1	0	0	0	4	3.20
1400 - 1415	0	0	0	0	0	0	0	0	0	0.00
1415 - 1430	0	0	1	0	0	0	0	0	1	1.00
Hourly Total	1	0	3	0	1	0	0	0	5	4.20
Hourly Average	0.25	0.00	0.75	0.00	0.25	0.00	0.00	0.00	1.25	1.05
Inter Session Total	2	1	26	0	2	1	0	0	32	30.30
Inter Session Average	0.17	0.08	2.17	0.00	0.17	0.08	0.00	0.00	2.67	2.53

TIME	Movement 6.3: Left from Woodside (West) to St. Mary's Road								Flow in Vehicles / Hour	
	P/CYCLE	M/CYCLE	CAR	TAXI	LGV	OGV1	OGV2	BUS/COACH	TOTAL	PCU TOTAL
1130 - 1145	0	0	4	0	0	0	0	0	4	4.00
1145 - 1200	0	0	20	0	4	0	0	0	24	24.00
1200 - 1215	0	0	4	0	0	0	0	0	4	4.00
1215 - 1230	0	0	12	0	0	4	0	0	16	18.00
Hourly Total	0	0	40	0	4	4	0	0	48	50.00
Hourly Average	0.00	0.00	10.00	0.00	1.00	1.00	0.00	0.00	12.00	12.50
1230 - 1245	4	0	4	0	0	0	0	0	8	4.80
1245 - 1300	0	4	16	0	0	0	0	0	20	17.60
1300 - 1315	0	0	12	0	0	0	0	0	12	12.00
1315 - 1330	0	0	20	0	0	0	0	0	20	20.00
Hourly Total	4	4	52	0	0	0	0	0	60	54.40
Hourly Average	1.00	1.00	13.00	0.00	0.00	0.00	0.00	0.00	15.00	13.60
1330 - 1345	0	0	0	0	0	0	0	0	0	0.00
1345 - 1400	4	0	8	0	4	0	0	0	16	12.80
1400 - 1415	0	0	0	0	0	0	0	0	0	0.00
1415 - 1430	0	0	4	0	0	0	0	0	4	4.00
Hourly Total	4	0	12	0	4	0	0	0	20	16.80
Hourly Average	1.00	0.00	3.00	0.00	1.00	0.00	0.00	0.00	5.00	4.20
Inter Session Total	8	4	104	0	8	4	0	0	128	121.20
Inter Session Average	0.67	0.33	8.67	0.00	0.67	0.33	0.00	0.00	10.67	10.10

TIME	Movement 6.3: Left from Woodside (West) to St. Mary's Road								Traffic Mix	
	P/CYCLE	M/CYCLE	CAR	TAXI	LGV	OGV1	OGV2	BUS/COACH	TOTAL	PCU TOTAL
1130 - 1145	0.00	0.00	1.00	0.00	0.00	0.00	0.00	0.00	1	1.00
1145 - 1200	0.00	0.00	0.83	0.00	0.17	0.00	0.00	0.00	1	1.00
1200 - 1215	0.00	0.00	1.00	0.00	0.00	0.00	0.00	0.00	1	1.00
1215 - 1230	0.00	0.00	0.75	0.00	0.00	0.25	0.00	0.00	1	1.13
Hourly Total	0.00	0.00	3.58	0.00	0.17	0.25	0.00	0.00	4	4.13
Hourly Average	0.00	0.00	0.90	0.00	0.04	0.06	0.00	0.00	1.00	1.03
1230 - 1245	0.50	0.00	0.50	0.00	0.00	0.00	0.00	0.00	1	0.60
1245 - 1300	0.00	0.20	0.80	0.00	0.00	0.00	0.00	0.00	1	0.88
1300 - 1315	0.00	0.00	1.00	0.00	0.00	0.00	0.00	0.00	1	1.00
1315 - 1330	0.00	0.00	1.00	0.00	0.00	0.00	0.00	0.00	1	1.00
Hourly Total	0.50	0.20	3.30	0.00	0.00	0.00	0.00	0.00	4	3.48
Hourly Average	0.13	0.05	0.83	0.00	0.00	0.00	0.00	0.00	1.00	0.87
1330 - 1345	0.00	0.00	0.00	0.00	0.00	0.00	0.00	0.00	0	0.00
1345 - 1400	0.25	0.00	0.50	0.00	0.25	0.00	0.00	0.00	1	0.80
1400 - 1415	0.00	0.00	0.00	0.00	0.00	0.00	0.00	0.00	0	0.00
1415 - 1430	0.00	0.00	1.00	0.00	0.00	0.00	0.00	0.00	1	1.00
Hourly Total	0.25	0.00	1.50	0.00	0.25	0.00	0.00	0.00	2	1.80
Hourly Average	0.06	0.00	0.38	0.00	0.06	0.00	0.00	0.00	0.50	0.45
Inter Session Total	0.75	0.20	8.38	0.00	0.42	0.25	0.00	0.00	10	9.41
Inter Session Average	0.06	0.02	0.70	0.00	0.03	0.02	0.00	0.00	0.83	0.78



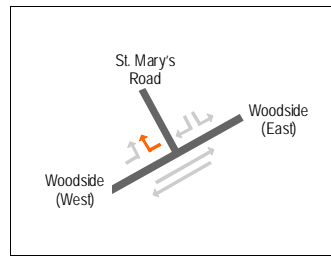


Date  
Wednesday, 13th October 2004  
1500 - 1900 (PM Peak)

Movement 6.3: Left from Woodside (West) to St. Mary's Road									Original Data	
TIME	P/CYCLE	M/CYCLE	CAR	TAXI	LGV	OGV1	OGV2	BUS/COACH	TOTAL	PCU TOTAL
1500 - 1515	0	0	4	0	0	0	0	0	4	4.00
1515 - 1530	0	0	2	0	0	0	0	0	2	2.00
1530 - 1545	0	0	4	0	0	0	0	0	4	4.00
1545 - 1600	0	0	2	0	2	0	0	0	4	4.00
Hourly Total	0	0	12	0	2	0	0	0	14	14.00
Hourly Average	0.00	0.00	3.00	0.00	0.50	0.00	0.00	0.00	3.50	3.50
1600 - 1615	0	0	2	0	1	0	0	0	3	3.00
1615 - 1630	0	0	2	0	0	3	0	0	5	6.50
1630 - 1645	0	0	2	0	0	0	0	0	2	2.00
1645 - 1700	0	0	2	0	0	0	0	0	2	2.00
Hourly Total	0	0	8	0	1	3	0	0	12	13.50
Hourly Average	0.00	0.00	2.00	0.00	0.25	0.75	0.00	0.00	3.00	3.38
1700 - 1715	0	0	4	0	0	0	0	0	4	4.00
1715 - 1730	0	0	2	0	0	0	1	0	3	4.30
1730 - 1745	0	0	2	0	0	0	0	0	2	2.00
1745 - 1800	0	0	1	0	0	0	0	0	1	1.00
Hourly Total	0	0	9	0	0	0	1	0	10	11.30
Hourly Average	0.00	0.00	2.25	0.00	0.00	0.00	0.25	0.00	2.50	2.83
1800 - 1815	0	0	1	0	1	0	0	0	2	2.00
1815 - 1830	0	0	2	0	0	0	0	0	2	2.00
1830 - 1845	0	0	2	0	0	0	0	0	2	2.00
1845 - 1900	0	0	1	0	0	0	0	0	1	1.00
Hourly Total	0	0	6	0	1	0	0	0	7	7.00
Hourly Average	0.00	0.00	1.50	0.00	0.25	0.00	0.00	0.00	1.75	1.75
PM Session Total	0	0	35	0	4	3	1	0	43	45.80
PM Session Average	0.00	0.00	2.19	0.00	0.25	0.19	0.06	0.00	2.69	2.86

Movement 6.3: Left from Woodside (West) to St. Mary's Road									Flow in Vehicles / Hour	
TIME	P/CYCLE	M/CYCLE	CAR	TAXI	LGV	OGV1	OGV2	BUS/COACH	TOTAL	PCU TOTAL
1500 - 1515	0	0	16	0	0	0	0	0	16	16.00
1515 - 1530	0	0	8	0	0	0	0	0	8	8.00
1530 - 1545	0	0	16	0	0	0	0	0	16	16.00
1545 - 1600	0	0	8	0	8	0	0	0	16	16.00
Hourly Total	0	0	48	0	8	0	0	0	56	56.00
Hourly Average	0.00	0.00	12.00	0.00	2.00	0.00	0.00	0.00	14.00	14.00
1600 - 1615	0	0	8	0	4	0	0	0	12	12.00
1615 - 1630	0	0	8	0	0	12	0	0	20	26.00
1630 - 1645	0	0	8	0	0	0	0	0	8	8.00
1645 - 1700	0	0	8	0	0	0	0	0	8	8.00
Hourly Total	0	0	32	0	4	12	0	0	48	54.00
Hourly Average	0.00	0.00	8.00	0.00	1.00	3.00	0.00	0.00	12.00	13.50
1700 - 1715	0	0	16	0	0	0	0	0	16	16.00
1715 - 1730	0	0	8	0	0	0	4	0	12	17.20
1730 - 1745	0	0	8	0	0	0	0	0	8	8.00
1745 - 1800	0	0	4	0	0	0	0	0	4	4.00
Hourly Total	0	0	36	0	0	0	4	0	40	45.20
Hourly Average	0.00	0.00	9.00	0.00	0.00	0.00	1.00	0.00	10.00	11.30
1800 - 1815	0	0	4	0	4	0	0	0	8	8.00
1815 - 1830	0	0	8	0	0	0	0	0	8	8.00
1830 - 1845	0	0	8	0	0	0	0	0	8	8.00
1845 - 1900	0	0	4	0	0	0	0	0	4	4.00
Hourly Total	0	0	24	0	4	0	0	0	28	28.00
Hourly Average	0.00	0.00	6.00	0.00	1.00	0.00	0.00	0.00	7.00	7.00
PM Session Total	0	0	140	0	16	12	4	0	172	183.20
PM Session Average	0.00	0.00	8.75	0.00	1.00	0.75	0.25	0.00	10.75	11.45

Movement 6.3: Left from Woodside (West) to St. Mary's Road									Traffic Mix	
TIME	P/CYCLE	M/CYCLE	CAR	TAXI	LGV	OGV1	OGV2	BUS/COACH	TOTAL	PCU TOTAL
1500 - 1515	0.00	0.00	1.00	0.00	0.00	0.00	0.00	0.00	1	1.00
1515 - 1530	0.00	0.00	1.00	0.00	0.00	0.00	0.00	0.00	1	1.00
1530 - 1545	0.00	0.00	1.00	0.00	0.00	0.00	0.00	0.00	1	1.00
1545 - 1600	0.00	0.00	0.50	0.00	0.50	0.00	0.00	0.00	1	1.00
Hourly Total	0.00	0.00	3.50	0.00	0.50	0.00	0.00	0.00	4	4.00
Hourly Average	0.00	0.00	0.88	0.00	0.13	0.00	0.00	0.00	1.00	1.00
1600 - 1615	0.00	0.00	0.67	0.00	0.33	0.00	0.00	0.00	1	1.00
1615 - 1630	0.00	0.00	0.40	0.00	0.00	0.60	0.00	0.00	1	1.30
1630 - 1645	0.00	0.00	1.00	0.00	0.00	0.00	0.00	0.00	1	1.00
1645 - 1700	0.00	0.00	1.00	0.00	0.00	0.00	0.00	0.00	1	1.00
Hourly Total	0.00	0.00	3.07	0.00	0.33	0.60	0.00	0.00	4	4.30
Hourly Average	0.00	0.00	0.77	0.00	0.08	0.15	0.00	0.00	1.00	1.08
1700 - 1715	0.00	0.00	1.00	0.00	0.00	0.00	0.00	0.00	1	1.00
1715 - 1730	0.00	0.00	0.67	0.00	0.00	0.00	0.33	0.00	1	1.43
1730 - 1745	0.00	0.00	1.00	0.00	0.00	0.00	0.00	0.00	1	1.00
1745 - 1800	0.00	0.00	1.00	0.00	0.00	0.00	0.00	0.00	1	1.00
Hourly Total	0.00	0.00	3.67	0.00	0.00	0.00	0.33	0.00	4	4.43
Hourly Average	0.00	0.00	0.92	0.00	0.00	0.00	0.08	0.00	1.00	1.11
1800 - 1815	0.00	0.00	0.50	0.00	0.50	0.00	0.00	0.00	1	1.00
1815 - 1830	0.00	0.00	1.00	0.00	0.00	0.00	0.00	0.00	1	1.00
1830 - 1845	0.00	0.00	1.00	0.00	0.00	0.00	0.00	0.00	1	1.00
1845 - 1900	0.00	0.00	1.00	0.00	0.00	0.00	0.00	0.00	1	1.00
Hourly Total	0.00	0.00	3.50	0.00	0.50	0.00	0.00	0.00	4	4.00
Hourly Average	0.00	0.00	0.88	0.00	0.13	0.00	0.00	0.00	1.00	1.00
PM Session Total	0.00	0.00	13.73	0.00	1.33	0.60	0.33	0.00	16.00	16.73
PM Session Average	0.00	0.00	0.86	0.00	0.08	0.04	0.02	0.00	1.00	1.05



Date  
Wednesday, 13th October 2004  
0700 - 1000 (AM Peak)

Movement 6.4: Right from Woodside (East) to St. Mary's Road									Original Data	
TIME	P/CYCLE	M/CYCLE	CAR	TAXI	LGV	OGV1	OGV2	BUS/COACH	TOTAL	PCU TOTAL
0700 - 0715	1	0	12	0	0	0	0	0	13	12.20
0715 - 0730	0	0	29	1	1	0	0	0	31	31.00
0730 - 0745	0	0	43	0	2	1	0	0	46	46.50
0745 - 0800	1	1	45	0	2	0	0	0	49	47.60
<b>Hourly Total</b>	<b>2</b>	<b>1</b>	<b>129</b>	<b>1</b>	<b>5</b>	<b>1</b>	<b>0</b>	<b>0</b>	<b>139</b>	<b>137.30</b>
<b>Hourly Average</b>	<b>0.50</b>	<b>0.25</b>	<b>32.25</b>	<b>0.25</b>	<b>1.25</b>	<b>0.25</b>	<b>0.00</b>	<b>0.00</b>	<b>34.75</b>	<b>34.33</b>
0800 - 0815	0	1	42	0	3	1	0	0	47	46.90
0815 - 0830	0	1	47	0	2	0	0	0	50	49.40
0830 - 0845	0	1	35	0	2	0	0	0	38	37.40
0845 - 0900	2	0	18	0	5	0	0	0	25	23.40
<b>Hourly Total</b>	<b>2</b>	<b>3</b>	<b>142</b>	<b>0</b>	<b>12</b>	<b>1</b>	<b>0</b>	<b>0</b>	<b>160</b>	<b>157.10</b>
<b>Hourly Average</b>	<b>0.50</b>	<b>0.75</b>	<b>35.50</b>	<b>0.00</b>	<b>3.00</b>	<b>0.25</b>	<b>0.00</b>	<b>0.00</b>	<b>40.00</b>	<b>39.28</b>
0900 - 0915	0	0	17	0	3	0	0	0	20	20.00
0915 - 0930	0	0	19	0	1	0	0	0	20	20.00
0930 - 0945	0	0	13	0	0	1	0	0	14	14.50
0945 - 1000	0	0	15	0	2	0	0	0	17	17.00
<b>Hourly Total</b>	<b>0</b>	<b>0</b>	<b>64</b>	<b>0</b>	<b>6</b>	<b>1</b>	<b>0</b>	<b>0</b>	<b>71</b>	<b>71.50</b>
<b>Hourly Average</b>	<b>0.00</b>	<b>0.00</b>	<b>16.00</b>	<b>0.00</b>	<b>1.50</b>	<b>0.25</b>	<b>0.00</b>	<b>0.00</b>	<b>17.75</b>	<b>17.88</b>

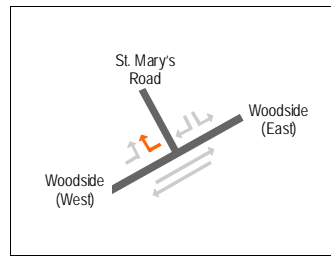
<b>AM Session Total</b>	<b>4</b>	<b>4</b>	<b>335</b>	<b>1</b>	<b>23</b>	<b>3</b>	<b>0</b>	<b>0</b>	<b>370</b>	<b>365.90</b>
<b>AM Session Average</b>	<b>0.33</b>	<b>0.33</b>	<b>27.92</b>	<b>0.08</b>	<b>1.92</b>	<b>0.25</b>	<b>0.00</b>	<b>0.00</b>	<b>30.83</b>	<b>30.49</b>

Movement 6.4: Right from Woodside (East) to St. Mary's Road									Flow in Vehicles / Hour	
TIME	P/CYCLE	M/CYCLE	CAR	TAXI	LGV	OGV1	OGV2	BUS/COACH	TOTAL	PCU TOTAL
0700 - 0715	4	0	48	0	0	0	0	0	52	48.80
0715 - 0730	0	0	116	4	4	0	0	0	124	124.00
0730 - 0745	0	0	172	0	8	4	0	0	184	186.00
0745 - 0800	4	4	180	0	8	0	0	0	196	190.40
<b>Hourly Total</b>	<b>8</b>	<b>4</b>	<b>516</b>	<b>4</b>	<b>20</b>	<b>4</b>	<b>0</b>	<b>0</b>	<b>556</b>	<b>549.20</b>
<b>Hourly Average</b>	<b>2.00</b>	<b>1.00</b>	<b>129.00</b>	<b>1.00</b>	<b>5.00</b>	<b>1.00</b>	<b>0.00</b>	<b>0.00</b>	<b>139.00</b>	<b>137.30</b>
0800 - 0815	0	4	168	0	12	4	0	0	188	187.60
0815 - 0830	0	4	188	0	8	0	0	0	200	197.60
0830 - 0845	0	4	140	0	8	0	0	0	152	149.60
0845 - 0900	8	0	72	0	20	0	0	0	100	93.60
<b>Hourly Total</b>	<b>8</b>	<b>12</b>	<b>568</b>	<b>0</b>	<b>48</b>	<b>4</b>	<b>0</b>	<b>0</b>	<b>640</b>	<b>628.40</b>
<b>Hourly Average</b>	<b>2.00</b>	<b>3.00</b>	<b>142.00</b>	<b>0.00</b>	<b>12.00</b>	<b>1.00</b>	<b>0.00</b>	<b>0.00</b>	<b>160.00</b>	<b>157.10</b>
0900 - 0915	0	0	68	0	12	0	0	0	80	80.00
0915 - 0930	0	0	76	0	4	0	0	0	80	80.00
0930 - 0945	0	0	52	0	0	4	0	0	56	58.00
0945 - 1000	0	0	60	0	8	0	0	0	68	68.00
<b>Hourly Total</b>	<b>0</b>	<b>0</b>	<b>256</b>	<b>0</b>	<b>24</b>	<b>4</b>	<b>0</b>	<b>0</b>	<b>284</b>	<b>286.00</b>
<b>Hourly Average</b>	<b>0.00</b>	<b>0.00</b>	<b>64.00</b>	<b>0.00</b>	<b>6.00</b>	<b>1.00</b>	<b>0.00</b>	<b>0.00</b>	<b>71.00</b>	<b>71.50</b>

<b>AM Session Total</b>	<b>16</b>	<b>16</b>	<b>1340</b>	<b>4</b>	<b>92</b>	<b>12</b>	<b>0</b>	<b>0</b>	<b>1480</b>	<b>1463.60</b>
<b>AM Session Average</b>	<b>1.33</b>	<b>1.33</b>	<b>111.67</b>	<b>0.33</b>	<b>7.67</b>	<b>1.00</b>	<b>0.00</b>	<b>0.00</b>	<b>123.33</b>	<b>121.97</b>

Movement 6.4: Right from Woodside (East) to St. Mary's Road									Traffic Mix	
TIME	P/CYCLE	M/CYCLE	CAR	TAXI	LGV	OGV1	OGV2	BUS/COACH	TOTAL	PCU TOTAL
0700 - 0715	0.08	0.00	0.92	0.00	0.00	0.00	0.00	0.00	1	0.94
0715 - 0730	0.00	0.00	0.94	0.03	0.03	0.00	0.00	0.00	1	1.00
0730 - 0745	0.00	0.00	0.93	0.00	0.04	0.02	0.00	0.00	1	1.01
0745 - 0800	0.02	0.02	0.92	0.00	0.04	0.00	0.00	0.00	1	0.97
<b>Hourly Total</b>	<b>0.10</b>	<b>0.02</b>	<b>3.71</b>	<b>0.03</b>	<b>0.12</b>	<b>0.02</b>	<b>0.00</b>	<b>0.00</b>	<b>4</b>	<b>3.92</b>
<b>Hourly Average</b>	<b>0.02</b>	<b>0.01</b>	<b>0.93</b>	<b>0.01</b>	<b>0.03</b>	<b>0.01</b>	<b>0.00</b>	<b>0.00</b>	<b>1.00</b>	<b>0.98</b>
0800 - 0815	0.00	0.02	0.89	0.00	0.06	0.02	0.00	0.00	1	1.00
0815 - 0830	0.00	0.02	0.94	0.00	0.04	0.00	0.00	0.00	1	0.99
0830 - 0845	0.00	0.03	0.92	0.00	0.05	0.00	0.00	0.00	1	0.98
0845 - 0900	0.08	0.00	0.72	0.00	0.20	0.00	0.00	0.00	1	0.94
<b>Hourly Total</b>	<b>0.08</b>	<b>0.07</b>	<b>3.47</b>	<b>0.00</b>	<b>0.36</b>	<b>0.02</b>	<b>0.00</b>	<b>0.00</b>	<b>4</b>	<b>3.91</b>
<b>Hourly Average</b>	<b>0.02</b>	<b>0.02</b>	<b>0.87</b>	<b>0.00</b>	<b>0.09</b>	<b>0.01</b>	<b>0.00</b>	<b>0.00</b>	<b>1.00</b>	<b>0.98</b>
0900 - 0915	0.00	0.00	0.85	0.00	0.15	0.00	0.00	0.00	1	1.00
0915 - 0930	0.00	0.00	0.95	0.00	0.05	0.00	0.00	0.00	1	1.00
0930 - 0945	0.00	0.00	0.93	0.00	0.00	0.07	0.00	0.00	1	1.04
0945 - 1000	0.00	0.00	0.88	0.00	0.12	0.00	0.00	0.00	1	1.00
<b>Hourly Total</b>	<b>0.00</b>	<b>0.00</b>	<b>3.61</b>	<b>0.00</b>	<b>0.32</b>	<b>0.07</b>	<b>0.00</b>	<b>0.00</b>	<b>4</b>	<b>4.04</b>
<b>Hourly Average</b>	<b>0.00</b>	<b>0.00</b>	<b>0.90</b>	<b>0.00</b>	<b>0.08</b>	<b>0.02</b>	<b>0.00</b>	<b>0.00</b>	<b>1.00</b>	<b>1.01</b>

<b>AM Session Total</b>	<b>0.18</b>	<b>0.09</b>	<b>10.80</b>	<b>0.03</b>	<b>0.79</b>	<b>0.11</b>	<b>0.00</b>	<b>0.00</b>	<b>12</b>	<b>11.86</b>
<b>AM Session Average</b>	<b>0.01</b>	<b>0.01</b>	<b>0.90</b>	<b>0.00</b>	<b>0.07</b>	<b>0.01</b>	<b>0.00</b>	<b>0.00</b>	<b>1.00</b>	<b>0.99</b>



Movement 6.4: Right from Woodside (East) to St. Mary's Road									Original Data	
TIME	P/CYCLE	M/CYCLE	CAR	TAXI	LGV	OGV1	OGV2	BUS/COACH	TOTAL	PCU TOTAL
1130 - 1145	0	2	10	0	3	0	0	0	15	13.80
1145 - 1200	0	1	12	0	1	1	0	0	15	14.90
1200 - 1215	0	0	3	1	2	0	0	0	6	6.00
1215 - 1230	0	0	11	0	0	1	0	0	12	12.50
<b>Hourly Total</b>	<b>0</b>	<b>3</b>	<b>36</b>	<b>1</b>	<b>6</b>	<b>2</b>	<b>0</b>	<b>0</b>	<b>48</b>	<b>47.20</b>
<b>Hourly Average</b>	<b>0.00</b>	<b>0.75</b>	<b>9.00</b>	<b>0.25</b>	<b>1.50</b>	<b>0.50</b>	<b>0.00</b>	<b>0.00</b>	<b>12.00</b>	<b>11.80</b>
1230 - 1245	0	0	19	1	2	0	0	0	22	22.00
1245 - 1300	0	0	8	0	0	1	0	0	9	9.50
1300 - 1315	0	1	12	0	3	0	0	0	16	15.40
1315 - 1330	0	0	14	0	1	0	0	0	15	15.00
<b>Hourly Total</b>	<b>0</b>	<b>1</b>	<b>53</b>	<b>1</b>	<b>6</b>	<b>1</b>	<b>0</b>	<b>0</b>	<b>62</b>	<b>61.90</b>
<b>Hourly Average</b>	<b>0.00</b>	<b>0.25</b>	<b>13.25</b>	<b>0.25</b>	<b>1.50</b>	<b>0.25</b>	<b>0.00</b>	<b>0.00</b>	<b>15.50</b>	<b>15.48</b>
1330 - 1345	0	0	14	0	2	0	0	1	17	18.00
1345 - 1400	0	0	17	0	1	0	0	0	18	18.00
1400 - 1415	0	0	15	1	2	0	0	0	18	18.00
1415 - 1430	0	0	9	0	1	0	0	0	10	10.00
<b>Hourly Total</b>	<b>0</b>	<b>0</b>	<b>55</b>	<b>1</b>	<b>6</b>	<b>0</b>	<b>0</b>	<b>1</b>	<b>63</b>	<b>64.00</b>
<b>Hourly Average</b>	<b>0.00</b>	<b>0.00</b>	<b>13.75</b>	<b>0.25</b>	<b>1.50</b>	<b>0.00</b>	<b>0.00</b>	<b>0.25</b>	<b>15.75</b>	<b>16.00</b>

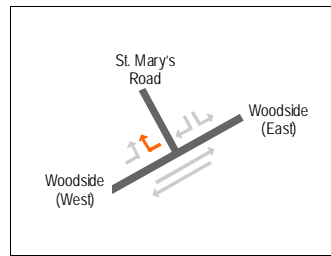
<b>Inter Session Total</b>	<b>0</b>	<b>4</b>	<b>144</b>	<b>3</b>	<b>18</b>	<b>3</b>	<b>0</b>	<b>1</b>	<b>173</b>	<b>173.10</b>
<b>Inter Session Average</b>	<b>0.00</b>	<b>0.33</b>	<b>12.00</b>	<b>0.25</b>	<b>1.50</b>	<b>0.25</b>	<b>0.00</b>	<b>0.08</b>	<b>14.42</b>	<b>14.43</b>

Movement 6.4: Right from Woodside (East) to St. Mary's Road									Flow in Vehicles / Hour	
TIME	P/CYCLE	M/CYCLE	CAR	TAXI	LGV	OGV1	OGV2	BUS/COACH	TOTAL	PCU TOTAL
1130 - 1145	0	8	40	0	12	0	0	0	60	55.20
1145 - 1200	0	4	48	0	4	4	0	0	60	59.60
1200 - 1215	0	0	12	4	8	0	0	0	24	24.00
1215 - 1230	0	0	44	0	0	4	0	0	48	50.00
<b>Hourly Total</b>	<b>0</b>	<b>12</b>	<b>144</b>	<b>4</b>	<b>24</b>	<b>8</b>	<b>0</b>	<b>0</b>	<b>192</b>	<b>188.80</b>
<b>Hourly Average</b>	<b>0.00</b>	<b>3.00</b>	<b>36.00</b>	<b>1.00</b>	<b>6.00</b>	<b>2.00</b>	<b>0.00</b>	<b>0.00</b>	<b>48.00</b>	<b>47.20</b>
1230 - 1245	0	0	76	4	8	0	0	0	88	88.00
1245 - 1300	0	0	32	0	0	4	0	0	36	38.00
1300 - 1315	0	4	48	0	12	0	0	0	64	61.60
1315 - 1330	0	0	56	0	4	0	0	0	60	60.00
<b>Hourly Total</b>	<b>0</b>	<b>4</b>	<b>212</b>	<b>4</b>	<b>24</b>	<b>4</b>	<b>0</b>	<b>0</b>	<b>248</b>	<b>247.60</b>
<b>Hourly Average</b>	<b>0.00</b>	<b>1.00</b>	<b>53.00</b>	<b>1.00</b>	<b>6.00</b>	<b>1.00</b>	<b>0.00</b>	<b>0.00</b>	<b>62.00</b>	<b>61.90</b>
1330 - 1345	0	0	56	0	8	0	0	4	68	72.00
1345 - 1400	0	0	68	0	4	0	0	0	72	72.00
1400 - 1415	0	0	60	4	8	0	0	0	72	72.00
1415 - 1430	0	0	36	0	4	0	0	0	40	40.00
<b>Hourly Total</b>	<b>0</b>	<b>0</b>	<b>220</b>	<b>4</b>	<b>24</b>	<b>0</b>	<b>0</b>	<b>4</b>	<b>252</b>	<b>256.00</b>
<b>Hourly Average</b>	<b>0.00</b>	<b>0.00</b>	<b>55.00</b>	<b>1.00</b>	<b>6.00</b>	<b>0.00</b>	<b>0.00</b>	<b>1.00</b>	<b>63.00</b>	<b>64.00</b>

<b>Inter Session Total</b>	<b>0</b>	<b>16</b>	<b>576</b>	<b>12</b>	<b>72</b>	<b>12</b>	<b>0</b>	<b>4</b>	<b>692</b>	<b>692.40</b>
<b>Inter Session Average</b>	<b>0.00</b>	<b>1.33</b>	<b>48.00</b>	<b>1.00</b>	<b>6.00</b>	<b>1.00</b>	<b>0.00</b>	<b>0.33</b>	<b>57.67</b>	<b>57.70</b>

Movement 6.4: Right from Woodside (East) to St. Mary's Road									Traffic Mix	
TIME	P/CYCLE	M/CYCLE	CAR	TAXI	LGV	OGV1	OGV2	BUS/COACH	TOTAL	PCU TOTAL
1130 - 1145	0.00	0.13	0.67	0.00	0.20	0.00	0.00	0.00	1	0.92
1145 - 1200	0.00	0.07	0.80	0.00	0.07	0.07	0.00	0.00	1	0.99
1200 - 1215	0.00	0.00	0.50	0.17	0.33	0.00	0.00	0.00	1	1.00
1215 - 1230	0.00	0.00	0.92	0.00	0.00	0.08	0.00	0.00	1	1.04
<b>Hourly Total</b>	<b>0.00</b>	<b>0.20</b>	<b>2.88</b>	<b>0.17</b>	<b>0.60</b>	<b>0.15</b>	<b>0.00</b>	<b>0.00</b>	<b>4</b>	<b>3.96</b>
<b>Hourly Average</b>	<b>0.00</b>	<b>0.05</b>	<b>0.72</b>	<b>0.04</b>	<b>0.15</b>	<b>0.04</b>	<b>0.00</b>	<b>0.00</b>	<b>1.00</b>	<b>0.99</b>
1230 - 1245	0.00	0.00	0.86	0.05	0.09	0.00	0.00	0.00	1	1.00
1245 - 1300	0.00	0.00	0.89	0.00	0.00	0.11	0.00	0.00	1	1.06
1300 - 1315	0.00	0.06	0.75	0.00	0.19	0.00	0.00	0.00	1	0.96
1315 - 1330	0.00	0.00	0.93	0.00	0.07	0.00	0.00	0.00	1	1.00
<b>Hourly Total</b>	<b>0.00</b>	<b>0.06</b>	<b>3.44</b>	<b>0.05</b>	<b>0.35</b>	<b>0.11</b>	<b>0.00</b>	<b>0.00</b>	<b>4</b>	<b>4.02</b>
<b>Hourly Average</b>	<b>0.00</b>	<b>0.02</b>	<b>0.86</b>	<b>0.01</b>	<b>0.09</b>	<b>0.03</b>	<b>0.00</b>	<b>0.00</b>	<b>1.00</b>	<b>1.00</b>
1330 - 1345	0.00	0.00	0.82	0.00	0.12	0.00	0.00	0.06	1	1.06
1345 - 1400	0.00	0.00	0.94	0.00	0.06	0.00	0.00	0.00	1	1.00
1400 - 1415	0.00	0.00	0.83	0.06	0.11	0.00	0.00	0.00	1	1.00
1415 - 1430	0.00	0.00	0.90	0.00	0.10	0.00	0.00	0.00	1	1.00
<b>Hourly Total</b>	<b>0.00</b>	<b>0.00</b>	<b>3.50</b>	<b>0.06</b>	<b>0.38</b>	<b>0.00</b>	<b>0.00</b>	<b>0.06</b>	<b>4</b>	<b>4.06</b>
<b>Hourly Average</b>	<b>0.00</b>	<b>0.00</b>	<b>0.88</b>	<b>0.01</b>	<b>0.10</b>	<b>0.00</b>	<b>0.00</b>	<b>0.01</b>	<b>1.00</b>	<b>1.01</b>

<b>Inter Session Total</b>	<b>0.00</b>	<b>0.26</b>	<b>9.82</b>	<b>0.27</b>	<b>1.33</b>	<b>0.26</b>	<b>0.00</b>	<b>0.06</b>	<b>12</b>	<b>12.03</b>
<b>Inter Session Average</b>	<b>0.00</b>	<b>0.02</b>	<b>0.82</b>	<b>0.02</b>	<b>0.11</b>	<b>0.02</b>	<b>0.00</b>	<b>0.00</b>	<b>1.00</b>	<b>1.00</b>

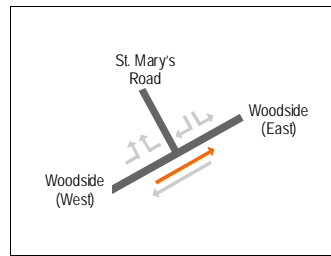


Date  
Wednesday, 13th October 2004  
1500 - 1900 (PM Peak)

Movement 6.4: Right from Woodside (East) to St. Mary's Road									Original Data	
TIME	P/CYCLE	M/CYCLE	CAR	TAXI	LGV	OGV1	OGV2	BUS/COACH	TOTAL	PCU TOTAL
1500 - 1515	0	0	17	0	4	0	0	0	21	21.00
1515 - 1530	0	0	24	0	0	0	0	1	25	26.00
1530 - 1545	0	0	19	0	1	0	0	0	20	20.00
1545 - 1600	0	0	7	0	3	0	0	0	10	10.00
Hourly Total	0	0	67	0	8	0	0	1	76	77.00
Hourly Average	0.00	0.00	16.75	0.00	2.00	0.00	0.00	0.25	19.00	19.25
1600 - 1615	0	0	18	0	1	0	0	0	19	19.00
1615 - 1630	0	0	15	1	3	0	0	0	19	19.00
1630 - 1645	0	0	11	0	0	1	0	0	12	12.50
1645 - 1700	0	0	21	0	1	0	0	0	22	22.00
Hourly Total	0	0	65	1	5	1	0	0	72	72.50
Hourly Average	0.00	0.00	16.25	0.25	1.25	0.25	0.00	0.00	18.00	18.13
1700 - 1715	0	0	14	0	1	0	0	0	15	15.00
1715 - 1730	0	0	6	0	0	0	0	0	6	6.00
1730 - 1745	0	0	23	0	0	0	0	0	23	23.00
1745 - 1800	0	0	25	0	1	0	0	0	26	26.00
Hourly Total	0	0	68	0	2	0	0	0	70	70.00
Hourly Average	0.00	0.00	17.00	0.00	0.50	0.00	0.00	0.00	17.50	17.50
1800 - 1815	0	0	17	0	0	0	0	0	17	17.00
1815 - 1830	0	0	19	0	0	0	0	0	19	19.00
1830 - 1845	0	0	14	0	2	0	0	0	16	16.00
1845 - 1900	0	0	15	0	1	0	0	0	16	16.00
Hourly Total	0	0	65	0	3	0	0	0	68	68.00
Hourly Average	0.00	0.00	16.25	0.00	0.75	0.00	0.00	0.00	17.00	17.00
PM Session Total	0	0	265	1	18	1	0	1	286	287.50
PM Session Average	0.00	0.00	16.56	0.06	1.13	0.06	0.00	0.06	17.88	17.97

Movement 6.4: Right from Woodside (East) to St. Mary's Road									Flow in Vehicles / Hour	
TIME	P/CYCLE	M/CYCLE	CAR	TAXI	LGV	OGV1	OGV2	BUS/COACH	TOTAL	PCU TOTAL
1500 - 1515	0	0	68	0	16	0	0	0	84	84.00
1515 - 1530	0	0	96	0	0	0	0	4	100	104.00
1530 - 1545	0	0	76	0	4	0	0	0	80	80.00
1545 - 1600	0	0	28	0	12	0	0	0	40	40.00
Hourly Total	0	0	268	0	32	0	0	4	304	308.00
Hourly Average	0.00	0.00	67.00	0.00	8.00	0.00	0.00	1.00	76.00	77.00
1600 - 1615	0	0	72	0	4	0	0	0	76	76.00
1615 - 1630	0	0	60	4	12	0	0	0	76	76.00
1630 - 1645	0	0	44	0	0	4	0	0	48	50.00
1645 - 1700	0	0	84	0	4	0	0	0	88	88.00
Hourly Total	0	0	260	4	20	4	0	0	288	290.00
Hourly Average	0.00	0.00	65.00	1.00	5.00	1.00	0.00	0.00	72.00	72.50
1700 - 1715	0	0	56	0	4	0	0	0	60	60.00
1715 - 1730	0	0	24	0	0	0	0	0	24	24.00
1730 - 1745	0	0	92	0	0	0	0	0	92	92.00
1745 - 1800	0	0	100	0	4	0	0	0	104	104.00
Hourly Total	0	0	272	0	8	0	0	0	280	280.00
Hourly Average	0.00	0.00	68.00	0.00	2.00	0.00	0.00	0.00	70.00	70.00
1800 - 1815	0	0	68	0	0	0	0	0	68	68.00
1815 - 1830	0	0	76	0	0	0	0	0	76	76.00
1830 - 1845	0	0	56	0	8	0	0	0	64	64.00
1845 - 1900	0	0	60	0	4	0	0	0	64	64.00
Hourly Total	0	0	260	0	12	0	0	0	272	272.00
Hourly Average	0.00	0.00	65.00	0.00	3.00	0.00	0.00	0.00	68.00	68.00
PM Session Total	0	0	1060	4	72	4	0	4	1144	1150.00
PM Session Average	0.00	0.00	66.25	0.25	4.50	0.25	0.00	0.25	71.50	71.88

Movement 6.4: Right from Woodside (East) to St. Mary's Road									Traffic Mix	
TIME	P/CYCLE	M/CYCLE	CAR	TAXI	LGV	OGV1	OGV2	BUS/COACH	TOTAL	PCU TOTAL
1500 - 1515	0.00	0.00	0.81	0.00	0.19	0.00	0.00	0.00	1	1.00
1515 - 1530	0.00	0.00	0.96	0.00	0.00	0.00	0.00	0.04	1	1.04
1530 - 1545	0.00	0.00	0.95	0.00	0.05	0.00	0.00	0.00	1	1.00
1545 - 1600	0.00	0.00	0.70	0.00	0.30	0.00	0.00	0.00	1	1.00
Hourly Total	0.00	0.00	3.42	0.00	0.54	0.00	0.00	0.04	4	4.04
Hourly Average	0.00	0.00	0.85	0.00	0.14	0.00	0.00	0.01	1.00	1.01
1600 - 1615	0.00	0.00	0.95	0.00	0.05	0.00	0.00	0.00	1	1.00
1615 - 1630	0.00	0.00	0.79	0.05	0.16	0.00	0.00	0.00	1	1.00
1630 - 1645	0.00	0.00	0.92	0.00	0.00	0.08	0.00	0.00	1	1.04
1645 - 1700	0.00	0.00	0.95	0.00	0.05	0.00	0.00	0.00	1	1.00
Hourly Total	0.00	0.00	3.61	0.05	0.26	0.08	0.00	0.00	4	4.04
Hourly Average	0.00	0.00	0.90	0.01	0.06	0.02	0.00	0.00	1.00	1.01
1700 - 1715	0.00	0.00	0.93	0.00	0.07	0.00	0.00	0.00	1	1.00
1715 - 1730	0.00	0.00	1.00	0.00	0.00	0.00	0.00	0.00	1	1.00
1730 - 1745	0.00	0.00	1.00	0.00	0.00	0.00	0.00	0.00	1	1.00
1745 - 1800	0.00	0.00	0.96	0.00	0.04	0.00	0.00	0.00	1	1.00
Hourly Total	0.00	0.00	3.89	0.00	0.11	0.00	0.00	0.00	4	4.00
Hourly Average	0.00	0.00	0.97	0.00	0.03	0.00	0.00	0.00	1.00	1.00
1800 - 1815	0.00	0.00	1.00	0.00	0.00	0.00	0.00	0.00	1	1.00
1815 - 1830	0.00	0.00	1.00	0.00	0.00	0.00	0.00	0.00	1	1.00
1830 - 1845	0.00	0.00	0.88	0.00	0.13	0.00	0.00	0.00	1	1.00
1845 - 1900	0.00	0.00	0.94	0.00	0.06	0.00	0.00	0.00	1	1.00
Hourly Total	0.00	0.00	3.81	0.00	0.19	0.00	0.00	0.00	4	4.00
Hourly Average	0.00	0.00	0.95	0.00	0.05	0.00	0.00	0.00	1.00	1.00
PM Session Total	0.00	0.00	14.73	0.05	1.09	0.08	0.00	0.04	16.00	16.08
PM Session Average	0.00	0.00	0.92	0.00	0.07	0.01	0.00	0.00	1.00	1.01

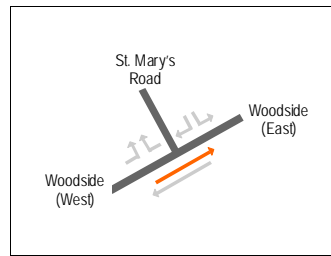


Date  
Wednesday, 13th October 2004  
0700 - 1000 (AM Peak)

Movement 6.5: Eastbound on Woodside									Original Data	
TIME	P/CYCLE	M/CYCLE	CAR	TAXI	LGV	OGV1	OGV2	BUS/COACH	TOTAL	PCU TOTAL
0700 - 0715	0	0	5	0	1	0	0	0	6	6.00
0715 - 0730	0	0	6	0	2	0	0	0	8	8.00
0730 - 0745	0	0	13	0	3	1	0	0	17	17.50
0745 - 0800	0	0	6	0	0	0	0	0	6	6.00
<b>Hourly Total</b>	<b>0</b>	<b>0</b>	<b>30</b>	<b>0</b>	<b>6</b>	<b>1</b>	<b>0</b>	<b>0</b>	<b>37</b>	<b>37.50</b>
<b>Hourly Average</b>	<b>0.00</b>	<b>0.00</b>	<b>7.50</b>	<b>0.00</b>	<b>1.50</b>	<b>0.25</b>	<b>0.00</b>	<b>0.00</b>	<b>9.25</b>	<b>9.38</b>
0800 - 0815	0	1	7	0	1	0	0	0	9	8.40
0815 - 0830	2	0	13	0	0	0	0	0	15	13.40
0830 - 0845	2	1	5	0	1	0	0	0	9	6.80
0845 - 0900	1	1	14	0	1	0	0	0	17	15.60
<b>Hourly Total</b>	<b>5</b>	<b>3</b>	<b>39</b>	<b>0</b>	<b>3</b>	<b>0</b>	<b>0</b>	<b>0</b>	<b>50</b>	<b>44.20</b>
<b>Hourly Average</b>	<b>1.25</b>	<b>0.75</b>	<b>9.75</b>	<b>0.00</b>	<b>0.75</b>	<b>0.00</b>	<b>0.00</b>	<b>0.00</b>	<b>12.50</b>	<b>11.05</b>
0900 - 0915	1	1	8	1	2	0	0	0	13	11.60
0915 - 0930	0	1	3	0	1	0	0	0	5	4.40
0930 - 0945	1	1	9	0	3	0	0	0	14	12.60
0945 - 1000	0	0	8	0	0	0	0	0	8	8.00
<b>Hourly Total</b>	<b>2</b>	<b>3</b>	<b>28</b>	<b>1</b>	<b>6</b>	<b>0</b>	<b>0</b>	<b>0</b>	<b>40</b>	<b>36.60</b>
<b>Hourly Average</b>	<b>0.50</b>	<b>0.75</b>	<b>7.00</b>	<b>0.25</b>	<b>1.50</b>	<b>0.00</b>	<b>0.00</b>	<b>0.00</b>	<b>10.00</b>	<b>9.15</b>
<b>AM Session Total</b>	<b>7</b>	<b>6</b>	<b>97</b>	<b>1</b>	<b>15</b>	<b>1</b>	<b>0</b>	<b>0</b>	<b>127</b>	<b>118.30</b>
<b>AM Session Average</b>	<b>0.58</b>	<b>0.50</b>	<b>8.08</b>	<b>0.08</b>	<b>1.25</b>	<b>0.08</b>	<b>0.00</b>	<b>0.00</b>	<b>10.58</b>	<b>9.86</b>

Movement 6.5: Eastbound on Woodside									Flow in Vehicles / Hour	
TIME	P/CYCLE	M/CYCLE	CAR	TAXI	LGV	OGV1	OGV2	BUS/COACH	TOTAL	PCU TOTAL
0700 - 0715	0	0	20	0	4	0	0	0	24	24.00
0715 - 0730	0	0	24	0	8	0	0	0	32	32.00
0730 - 0745	0	0	52	0	12	4	0	0	68	70.00
0745 - 0800	0	0	24	0	0	0	0	0	24	24.00
<b>Hourly Total</b>	<b>0</b>	<b>0</b>	<b>120</b>	<b>0</b>	<b>24</b>	<b>4</b>	<b>0</b>	<b>0</b>	<b>148</b>	<b>150.00</b>
<b>Hourly Average</b>	<b>0.00</b>	<b>0.00</b>	<b>30.00</b>	<b>0.00</b>	<b>6.00</b>	<b>1.00</b>	<b>0.00</b>	<b>0.00</b>	<b>37.00</b>	<b>37.50</b>
0800 - 0815	0	4	28	0	4	0	0	0	36	33.60
0815 - 0830	8	0	52	0	0	0	0	0	60	53.60
0830 - 0845	8	4	20	0	4	0	0	0	36	27.20
0845 - 0900	4	4	56	0	4	0	0	0	68	62.40
<b>Hourly Total</b>	<b>20</b>	<b>12</b>	<b>156</b>	<b>0</b>	<b>12</b>	<b>0</b>	<b>0</b>	<b>0</b>	<b>200</b>	<b>176.80</b>
<b>Hourly Average</b>	<b>5.00</b>	<b>3.00</b>	<b>39.00</b>	<b>0.00</b>	<b>3.00</b>	<b>0.00</b>	<b>0.00</b>	<b>0.00</b>	<b>50.00</b>	<b>44.20</b>
0900 - 0915	4	4	32	4	8	0	0	0	52	46.40
0915 - 0930	0	4	12	0	4	0	0	0	20	17.60
0930 - 0945	4	4	36	0	12	0	0	0	56	50.40
0945 - 1000	0	0	32	0	0	0	0	0	32	32.00
<b>Hourly Total</b>	<b>8</b>	<b>12</b>	<b>112</b>	<b>4</b>	<b>24</b>	<b>0</b>	<b>0</b>	<b>0</b>	<b>160</b>	<b>146.40</b>
<b>Hourly Average</b>	<b>2.00</b>	<b>3.00</b>	<b>28.00</b>	<b>1.00</b>	<b>6.00</b>	<b>0.00</b>	<b>0.00</b>	<b>0.00</b>	<b>40.00</b>	<b>36.60</b>
<b>AM Session Total</b>	<b>28</b>	<b>24</b>	<b>388</b>	<b>4</b>	<b>60</b>	<b>4</b>	<b>0</b>	<b>0</b>	<b>508</b>	<b>473.20</b>
<b>AM Session Average</b>	<b>2.33</b>	<b>2.00</b>	<b>32.33</b>	<b>0.33</b>	<b>5.00</b>	<b>0.33</b>	<b>0.00</b>	<b>0.00</b>	<b>42.33</b>	<b>39.43</b>

Movement 6.5: Eastbound on Woodside									Traffic Mix	
TIME	P/CYCLE	M/CYCLE	CAR	TAXI	LGV	OGV1	OGV2	BUS/COACH	TOTAL	PCU TOTAL
0700 - 0715	0.00	0.00	0.83	0.00	0.17	0.00	0.00	0.00	1	1.00
0715 - 0730	0.00	0.00	0.75	0.00	0.25	0.00	0.00	0.00	1	1.00
0730 - 0745	0.00	0.00	0.76	0.00	0.18	0.06	0.00	0.00	1	1.03
0745 - 0800	0.00	0.00	1.00	0.00	0.00	0.00	0.00	0.00	1	1.00
<b>Hourly Total</b>	<b>0.00</b>	<b>0.00</b>	<b>3.35</b>	<b>0.00</b>	<b>0.59</b>	<b>0.06</b>	<b>0.00</b>	<b>0.00</b>	<b>4</b>	<b>4.03</b>
<b>Hourly Average</b>	<b>0.00</b>	<b>0.00</b>	<b>0.84</b>	<b>0.00</b>	<b>0.15</b>	<b>0.01</b>	<b>0.00</b>	<b>0.00</b>	<b>1.00</b>	<b>1.01</b>
0800 - 0815	0.00	0.11	0.78	0.00	0.11	0.00	0.00	0.00	1	0.93
0815 - 0830	0.13	0.00	0.87	0.00	0.00	0.00	0.00	0.00	1	0.89
0830 - 0845	0.22	0.11	0.56	0.00	0.11	0.00	0.00	0.00	1	0.76
0845 - 0900	0.06	0.06	0.82	0.00	0.06	0.00	0.00	0.00	1	0.92
<b>Hourly Total</b>	<b>0.41</b>	<b>0.28</b>	<b>3.02</b>	<b>0.00</b>	<b>0.28</b>	<b>0.00</b>	<b>0.00</b>	<b>0.00</b>	<b>4</b>	<b>3.50</b>
<b>Hourly Average</b>	<b>0.10</b>	<b>0.07</b>	<b>0.76</b>	<b>0.00</b>	<b>0.07</b>	<b>0.00</b>	<b>0.00</b>	<b>0.00</b>	<b>1.00</b>	<b>0.87</b>
0900 - 0915	0.08	0.08	0.62	0.08	0.15	0.00	0.00	0.00	1	0.89
0915 - 0930	0.00	0.20	0.60	0.00	0.20	0.00	0.00	0.00	1	0.88
0930 - 0945	0.07	0.07	0.64	0.00	0.21	0.00	0.00	0.00	1	0.90
0945 - 1000	0.00	0.00	1.00	0.00	0.00	0.00	0.00	0.00	1	1.00
<b>Hourly Total</b>	<b>0.15</b>	<b>0.35</b>	<b>2.86</b>	<b>0.08</b>	<b>0.57</b>	<b>0.00</b>	<b>0.00</b>	<b>0.00</b>	<b>4</b>	<b>3.67</b>
<b>Hourly Average</b>	<b>0.04</b>	<b>0.09</b>	<b>0.71</b>	<b>0.02</b>	<b>0.14</b>	<b>0.00</b>	<b>0.00</b>	<b>0.00</b>	<b>1.00</b>	<b>0.92</b>
<b>AM Session Total</b>	<b>0.56</b>	<b>0.63</b>	<b>9.23</b>	<b>0.08</b>	<b>1.44</b>	<b>0.06</b>	<b>0.00</b>	<b>0.00</b>	<b>12</b>	<b>11.20</b>
<b>AM Session Average</b>	<b>0.05</b>	<b>0.05</b>	<b>0.77</b>	<b>0.01</b>	<b>0.12</b>	<b>0.00</b>	<b>0.00</b>	<b>0.00</b>	<b>1.00</b>	<b>0.93</b>



Date  
Wednesday, 13th October 2004  
1130 - 1430 (Inler Peak)

TIME	Movement 6.5: Eastbound on Woodside								Original Data	
	P/CYCLE	M/CYCLE	CAR	TAXI	LGV	OGV1	OGV2	BUS/COACH	TOTAL	PCU TOTAL
1130 - 1145	0	0	9	0	1	0	0	0	10	10.00
1145 - 1200	0	0	2	0	0	0	0	0	2	2.00
1200 - 1215	0	1	6	0	2	0	0	0	9	8.40
1215 - 1230	1	0	5	0	4	0	0	0	10	9.20
<b>Hourly Total</b>	<b>1</b>	<b>1</b>	<b>22</b>	<b>0</b>	<b>7</b>	<b>0</b>	<b>0</b>	<b>0</b>	<b>31</b>	<b>29.60</b>
<b>Hourly Average</b>	<b>0.25</b>	<b>0.25</b>	<b>5.50</b>	<b>0.00</b>	<b>1.75</b>	<b>0.00</b>	<b>0.00</b>	<b>0.00</b>	<b>7.75</b>	<b>7.40</b>
1230 - 1245	0	0	3	0	2	0	0	0	5	5.00
1245 - 1300	1	0	5	0	3	2	0	0	11	11.20
1300 - 1315	3	0	3	0	3	0	0	0	9	6.60
1315 - 1330	1	0	9	0	0	0	0	0	10	9.20
<b>Hourly Total</b>	<b>5</b>	<b>0</b>	<b>20</b>	<b>0</b>	<b>8</b>	<b>2</b>	<b>0</b>	<b>0</b>	<b>35</b>	<b>32.00</b>
<b>Hourly Average</b>	<b>1.25</b>	<b>0.00</b>	<b>5.00</b>	<b>0.00</b>	<b>2.00</b>	<b>0.50</b>	<b>0.00</b>	<b>0.00</b>	<b>8.75</b>	<b>8.00</b>
1330 - 1345	0	0	4	0	1	0	0	0	5	5.00
1345 - 1400	0	0	4	0	0	0	0	0	4	4.00
1400 - 1415	0	0	5	0	0	0	0	0	5	5.00
1415 - 1430	0	0	15	1	1	0	0	0	17	17.00
<b>Hourly Total</b>	<b>0</b>	<b>0</b>	<b>28</b>	<b>1</b>	<b>2</b>	<b>0</b>	<b>0</b>	<b>0</b>	<b>31</b>	<b>31.00</b>
<b>Hourly Average</b>	<b>0.00</b>	<b>0.00</b>	<b>7.00</b>	<b>0.25</b>	<b>0.50</b>	<b>0.00</b>	<b>0.00</b>	<b>0.00</b>	<b>7.75</b>	<b>7.75</b>

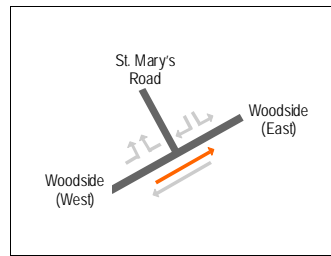
<b>Inter Session Total</b>	<b>6</b>	<b>1</b>	<b>70</b>	<b>1</b>	<b>17</b>	<b>2</b>	<b>0</b>	<b>0</b>	<b>97</b>	<b>92.60</b>
<b>Inter Session Average</b>	<b>0.50</b>	<b>0.08</b>	<b>5.83</b>	<b>0.08</b>	<b>1.42</b>	<b>0.17</b>	<b>0.00</b>	<b>0.00</b>	<b>8.08</b>	<b>7.72</b>

TIME	Movement 6.5: Eastbound on Woodside								Flow in Vehicles / Hour	
	P/CYCLE	M/CYCLE	CAR	TAXI	LGV	OGV1	OGV2	BUS/COACH	TOTAL	PCU TOTAL
1130 - 1145	0	0	36	0	4	0	0	0	40	40.00
1145 - 1200	0	0	8	0	0	0	0	0	8	8.00
1200 - 1215	0	4	24	0	8	0	0	0	36	33.60
1215 - 1230	4	0	20	0	16	0	0	0	40	36.80
<b>Hourly Total</b>	<b>4</b>	<b>4</b>	<b>88</b>	<b>0</b>	<b>28</b>	<b>0</b>	<b>0</b>	<b>0</b>	<b>124</b>	<b>118.40</b>
<b>Hourly Average</b>	<b>1.00</b>	<b>1.00</b>	<b>22.00</b>	<b>0.00</b>	<b>7.00</b>	<b>0.00</b>	<b>0.00</b>	<b>0.00</b>	<b>31.00</b>	<b>29.60</b>
1230 - 1245	0	0	12	0	8	0	0	0	20	20.00
1245 - 1300	4	0	20	0	12	8	0	0	44	44.80
1300 - 1315	12	0	12	0	12	0	0	0	36	26.40
1315 - 1330	4	0	36	0	0	0	0	0	40	36.80
<b>Hourly Total</b>	<b>20</b>	<b>0</b>	<b>80</b>	<b>0</b>	<b>32</b>	<b>8</b>	<b>0</b>	<b>0</b>	<b>140</b>	<b>128.00</b>
<b>Hourly Average</b>	<b>5.00</b>	<b>0.00</b>	<b>20.00</b>	<b>0.00</b>	<b>8.00</b>	<b>2.00</b>	<b>0.00</b>	<b>0.00</b>	<b>35.00</b>	<b>32.00</b>
1330 - 1345	0	0	16	0	4	0	0	0	20	20.00
1345 - 1400	0	0	16	0	0	0	0	0	16	16.00
1400 - 1415	0	0	20	0	0	0	0	0	20	20.00
1415 - 1430	0	0	60	4	4	0	0	0	68	68.00
<b>Hourly Total</b>	<b>0</b>	<b>0</b>	<b>112</b>	<b>4</b>	<b>8</b>	<b>0</b>	<b>0</b>	<b>0</b>	<b>124</b>	<b>124.00</b>
<b>Hourly Average</b>	<b>0.00</b>	<b>0.00</b>	<b>28.00</b>	<b>1.00</b>	<b>2.00</b>	<b>0.00</b>	<b>0.00</b>	<b>0.00</b>	<b>31.00</b>	<b>31.00</b>

<b>Inter Session Total</b>	<b>24</b>	<b>4</b>	<b>280</b>	<b>4</b>	<b>68</b>	<b>8</b>	<b>0</b>	<b>0</b>	<b>388</b>	<b>370.40</b>
<b>Inter Session Average</b>	<b>2.00</b>	<b>0.33</b>	<b>23.33</b>	<b>0.33</b>	<b>5.67</b>	<b>0.67</b>	<b>0.00</b>	<b>0.00</b>	<b>32.33</b>	<b>30.87</b>

TIME	Movement 6.5: Eastbound on Woodside								Traffic Mix	
	P/CYCLE	M/CYCLE	CAR	TAXI	LGV	OGV1	OGV2	BUS/COACH	TOTAL	PCU TOTAL
1130 - 1145	0.00	0.00	0.90	0.00	0.10	0.00	0.00	0.00	1	1.00
1145 - 1200	0.00	0.00	1.00	0.00	0.00	0.00	0.00	0.00	1	1.00
1200 - 1215	0.00	0.11	0.67	0.00	0.22	0.00	0.00	0.00	1	0.93
1215 - 1230	0.10	0.00	0.50	0.00	0.40	0.00	0.00	0.00	1	0.92
<b>Hourly Total</b>	<b>0.10</b>	<b>0.11</b>	<b>3.07</b>	<b>0.00</b>	<b>0.72</b>	<b>0.00</b>	<b>0.00</b>	<b>0.00</b>	<b>4</b>	<b>3.85</b>
<b>Hourly Average</b>	<b>0.03</b>	<b>0.03</b>	<b>0.77</b>	<b>0.00</b>	<b>0.18</b>	<b>0.00</b>	<b>0.00</b>	<b>0.00</b>	<b>1.00</b>	<b>0.96</b>
1230 - 1245	0.00	0.00	0.60	0.00	0.40	0.00	0.00	0.00	1	1.00
1245 - 1300	0.09	0.00	0.45	0.00	0.27	0.18	0.00	0.00	1	1.02
1300 - 1315	0.33	0.00	0.33	0.00	0.33	0.00	0.00	0.00	1	0.73
1315 - 1330	0.10	0.00	0.90	0.00	0.00	0.00	0.00	0.00	1	0.92
<b>Hourly Total</b>	<b>0.52</b>	<b>0.00</b>	<b>2.29</b>	<b>0.00</b>	<b>1.01</b>	<b>0.18</b>	<b>0.00</b>	<b>0.00</b>	<b>4</b>	<b>3.67</b>
<b>Hourly Average</b>	<b>0.13</b>	<b>0.00</b>	<b>0.57</b>	<b>0.00</b>	<b>0.25</b>	<b>0.05</b>	<b>0.00</b>	<b>0.00</b>	<b>1.00</b>	<b>0.92</b>
1330 - 1345	0.00	0.00	0.80	0.00	0.20	0.00	0.00	0.00	1	1.00
1345 - 1400	0.00	0.00	1.00	0.00	0.00	0.00	0.00	0.00	1	1.00
1400 - 1415	0.00	0.00	1.00	0.00	0.00	0.00	0.00	0.00	1	1.00
1415 - 1430	0.00	0.00	0.88	0.06	0.06	0.00	0.00	0.00	1	1.00
<b>Hourly Total</b>	<b>0.00</b>	<b>0.00</b>	<b>3.68</b>	<b>0.06</b>	<b>0.26</b>	<b>0.00</b>	<b>0.00</b>	<b>0.00</b>	<b>4</b>	<b>4.00</b>
<b>Hourly Average</b>	<b>0.00</b>	<b>0.00</b>	<b>0.92</b>	<b>0.01</b>	<b>0.06</b>	<b>0.00</b>	<b>0.00</b>	<b>0.00</b>	<b>1.00</b>	<b>1.00</b>

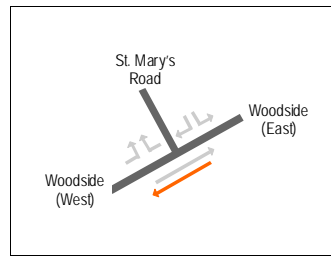
<b>Inter Session Total</b>	<b>0.62</b>	<b>0.11</b>	<b>9.04</b>	<b>0.06</b>	<b>1.99</b>	<b>0.18</b>	<b>0.00</b>	<b>0.00</b>	<b>12</b>	<b>11.52</b>
<b>Inter Session Average</b>	<b>0.05</b>	<b>0.01</b>	<b>0.75</b>	<b>0.00</b>	<b>0.17</b>	<b>0.02</b>	<b>0.00</b>	<b>0.00</b>	<b>1.00</b>	<b>0.96</b>



Movement 6.5: Eastbound on Woodside									Original Data	
TIME	P/CYCLE	M/CYCLE	CAR	TAXI	LGV	OGV1	OGV2	BUS/COACH	TOTAL	PCU TOTAL
1500 - 1515	0	0	1	0	1	0	0	0	2	2.00
1515 - 1530	2	0	1	0	1	0	0	0	4	2.40
1530 - 1545	0	0	7	0	0	0	0	0	7	7.00
1545 - 1600	0	0	2	1	0	0	0	0	3	3.00
<b>Hourly Total</b>	<b>2</b>	<b>0</b>	<b>11</b>	<b>1</b>	<b>2</b>	<b>0</b>	<b>0</b>	<b>0</b>	<b>16</b>	<b>14.40</b>
<b>Hourly Average</b>	<b>0.50</b>	<b>0.00</b>	<b>2.75</b>	<b>0.25</b>	<b>0.50</b>	<b>0.00</b>	<b>0.00</b>	<b>0.00</b>	<b>4.00</b>	<b>3.60</b>
1600 - 1615	0	0	7	0	1	0	0	0	8	8.00
1615 - 1630	0	0	11	0	0	0	0	0	11	11.00
1630 - 1645	0	0	2	0	0	0	0	0	2	2.00
1645 - 1700	0	0	4	0	1	0	0	0	5	5.00
<b>Hourly Total</b>	<b>0</b>	<b>0</b>	<b>24</b>	<b>0</b>	<b>2</b>	<b>0</b>	<b>0</b>	<b>0</b>	<b>26</b>	<b>26.00</b>
<b>Hourly Average</b>	<b>0.00</b>	<b>0.00</b>	<b>6.00</b>	<b>0.00</b>	<b>0.50</b>	<b>0.00</b>	<b>0.00</b>	<b>0.00</b>	<b>6.50</b>	<b>6.50</b>
1700 - 1715	0	0	3	0	2	0	0	0	5	5.00
1715 - 1730	1	0	4	0	1	0	0	0	6	5.20
1730 - 1745	0	0	8	0	1	0	0	0	9	9.00
1745 - 1800	0	0	8	0	1	0	0	0	9	9.00
<b>Hourly Total</b>	<b>1</b>	<b>0</b>	<b>23</b>	<b>0</b>	<b>5</b>	<b>0</b>	<b>0</b>	<b>0</b>	<b>29</b>	<b>28.20</b>
<b>Hourly Average</b>	<b>0.25</b>	<b>0.00</b>	<b>5.75</b>	<b>0.00</b>	<b>1.25</b>	<b>0.00</b>	<b>0.00</b>	<b>0.00</b>	<b>7.25</b>	<b>7.05</b>
1800 - 1815	0	0	14	0	0	0	0	0	14	14.00
1815 - 1830	0	0	12	0	0	0	0	0	12	12.00
1830 - 1845	0	0	10	0	1	0	0	0	11	11.00
1845 - 1900	1	1	10	1	0	0	0	0	13	11.60
<b>Hourly Total</b>	<b>1</b>	<b>1</b>	<b>46</b>	<b>1</b>	<b>1</b>	<b>0</b>	<b>0</b>	<b>0</b>	<b>50</b>	<b>48.60</b>
<b>Hourly Average</b>	<b>0.25</b>	<b>0.25</b>	<b>11.50</b>	<b>0.25</b>	<b>0.25</b>	<b>0.00</b>	<b>0.00</b>	<b>0.00</b>	<b>12.50</b>	<b>12.15</b>
<b>PM Session Total</b>	<b>4</b>	<b>1</b>	<b>104</b>	<b>2</b>	<b>10</b>	<b>0</b>	<b>0</b>	<b>0</b>	<b>121</b>	<b>117.20</b>
<b>PM Session Average</b>	<b>0.25</b>	<b>0.06</b>	<b>6.50</b>	<b>0.13</b>	<b>0.63</b>	<b>0.00</b>	<b>0.00</b>	<b>0.00</b>	<b>7.56</b>	<b>7.33</b>

Movement 6.5: Eastbound on Woodside									Flow in Vehicles / Hour	
TIME	P/CYCLE	M/CYCLE	CAR	TAXI	LGV	OGV1	OGV2	BUS/COACH	TOTAL	PCU TOTAL
1500 - 1515	0	0	4	0	4	0	0	0	8	8.00
1515 - 1530	8	0	4	0	4	0	0	0	16	9.60
1530 - 1545	0	0	28	0	0	0	0	0	28	28.00
1545 - 1600	0	0	8	4	0	0	0	0	12	12.00
<b>Hourly Total</b>	<b>8</b>	<b>0</b>	<b>44</b>	<b>4</b>	<b>8</b>	<b>0</b>	<b>0</b>	<b>0</b>	<b>64</b>	<b>57.60</b>
<b>Hourly Average</b>	<b>2.00</b>	<b>0.00</b>	<b>11.00</b>	<b>1.00</b>	<b>2.00</b>	<b>0.00</b>	<b>0.00</b>	<b>0.00</b>	<b>16.00</b>	<b>14.40</b>
1600 - 1615	0	0	28	0	4	0	0	0	32	32.00
1615 - 1630	0	0	44	0	0	0	0	0	44	44.00
1630 - 1645	0	0	8	0	0	0	0	0	8	8.00
1645 - 1700	0	0	16	0	4	0	0	0	20	20.00
<b>Hourly Total</b>	<b>0</b>	<b>0</b>	<b>96</b>	<b>0</b>	<b>8</b>	<b>0</b>	<b>0</b>	<b>0</b>	<b>104</b>	<b>104.00</b>
<b>Hourly Average</b>	<b>0.00</b>	<b>0.00</b>	<b>24.00</b>	<b>0.00</b>	<b>2.00</b>	<b>0.00</b>	<b>0.00</b>	<b>0.00</b>	<b>26.00</b>	<b>26.00</b>
1700 - 1715	0	0	12	0	8	0	0	0	20	20.00
1715 - 1730	4	0	16	0	4	0	0	0	24	20.80
1730 - 1745	0	0	32	0	4	0	0	0	36	36.00
1745 - 1800	0	0	32	0	4	0	0	0	36	36.00
<b>Hourly Total</b>	<b>4</b>	<b>0</b>	<b>92</b>	<b>0</b>	<b>20</b>	<b>0</b>	<b>0</b>	<b>0</b>	<b>116</b>	<b>112.80</b>
<b>Hourly Average</b>	<b>1.00</b>	<b>0.00</b>	<b>23.00</b>	<b>0.00</b>	<b>5.00</b>	<b>0.00</b>	<b>0.00</b>	<b>0.00</b>	<b>29.00</b>	<b>28.20</b>
1800 - 1815	0	0	56	0	0	0	0	0	56	56.00
1815 - 1830	0	0	48	0	0	0	0	0	48	48.00
1830 - 1845	0	0	40	0	4	0	0	0	44	44.00
1845 - 1900	4	4	40	4	0	0	0	0	52	46.40
<b>Hourly Total</b>	<b>4</b>	<b>4</b>	<b>184</b>	<b>4</b>	<b>4</b>	<b>0</b>	<b>0</b>	<b>0</b>	<b>200</b>	<b>194.40</b>
<b>Hourly Average</b>	<b>1.00</b>	<b>1.00</b>	<b>46.00</b>	<b>1.00</b>	<b>1.00</b>	<b>0.00</b>	<b>0.00</b>	<b>0.00</b>	<b>50.00</b>	<b>48.60</b>
<b>PM Session Total</b>	<b>16</b>	<b>4</b>	<b>416</b>	<b>8</b>	<b>40</b>	<b>0</b>	<b>0</b>	<b>0</b>	<b>484</b>	<b>468.80</b>
<b>PM Session Average</b>	<b>1.00</b>	<b>0.25</b>	<b>26.00</b>	<b>0.50</b>	<b>2.50</b>	<b>0.00</b>	<b>0.00</b>	<b>0.00</b>	<b>30.25</b>	<b>29.30</b>

Movement 6.5: Eastbound on Woodside									Traffic Mix	
TIME	P/CYCLE	M/CYCLE	CAR	TAXI	LGV	OGV1	OGV2	BUS/COACH	TOTAL	PCU TOTAL
1500 - 1515	0.00	0.00	0.50	0.00	0.50	0.00	0.00	0.00	1	1.00
1515 - 1530	0.50	0.00	0.25	0.00	0.25	0.00	0.00	0.00	1	0.60
1530 - 1545	0.00	0.00	1.00	0.00	0.00	0.00	0.00	0.00	1	1.00
1545 - 1600	0.00	0.00	0.67	0.33	0.00	0.00	0.00	0.00	1	1.00
<b>Hourly Total</b>	<b>0.50</b>	<b>0.00</b>	<b>2.42</b>	<b>0.33</b>	<b>0.75</b>	<b>0.00</b>	<b>0.00</b>	<b>0.00</b>	<b>4</b>	<b>3.60</b>
<b>Hourly Average</b>	<b>0.13</b>	<b>0.00</b>	<b>0.60</b>	<b>0.08</b>	<b>0.19</b>	<b>0.00</b>	<b>0.00</b>	<b>0.00</b>	<b>1.00</b>	<b>0.90</b>
1600 - 1615	0.00	0.00	0.88	0.00	0.13	0.00	0.00	0.00	1	1.00
1615 - 1630	0.00	0.00	1.00	0.00	0.00	0.00	0.00	0.00	1	1.00
1630 - 1645	0.00	0.00	1.00	0.00	0.00	0.00	0.00	0.00	1	1.00
1645 - 1700	0.00	0.00	0.80	0.00	0.20	0.00	0.00	0.00	1	1.00
<b>Hourly Total</b>	<b>0.00</b>	<b>0.00</b>	<b>3.68</b>	<b>0.00</b>	<b>0.33</b>	<b>0.00</b>	<b>0.00</b>	<b>0.00</b>	<b>4</b>	<b>4.00</b>
<b>Hourly Average</b>	<b>0.00</b>	<b>0.00</b>	<b>0.92</b>	<b>0.00</b>	<b>0.08</b>	<b>0.00</b>	<b>0.00</b>	<b>0.00</b>	<b>1.00</b>	<b>1.00</b>
1700 - 1715	0.00	0.00	0.60	0.00	0.40	0.00	0.00	0.00	1	1.00
1715 - 1730	0.17	0.00	0.67	0.00	0.17	0.00	0.00	0.00	1	0.87
1730 - 1745	0.00	0.00	0.89	0.00	0.11	0.00	0.00	0.00	1	1.00
1745 - 1800	0.00	0.00	0.89	0.00	0.11	0.00	0.00	0.00	1	1.00
<b>Hourly Total</b>	<b>0.17</b>	<b>0.00</b>	<b>3.04</b>	<b>0.00</b>	<b>0.79</b>	<b>0.00</b>	<b>0.00</b>	<b>0.00</b>	<b>4</b>	<b>3.87</b>
<b>Hourly Average</b>	<b>0.04</b>	<b>0.00</b>	<b>0.76</b>	<b>0.00</b>	<b>0.20</b>	<b>0.00</b>	<b>0.00</b>	<b>0.00</b>	<b>1.00</b>	<b>0.97</b>
1800 - 1815	0.00	0.00	1.00	0.00	0.00	0.00	0.00	0.00	1	1.00
1815 - 1830	0.00	0.00	1.00	0.00	0.00	0.00	0.00	0.00	1	1.00
1830 - 1845	0.00	0.00	0.91	0.00	0.09	0.00	0.00	0.00	1	1.00
1845 - 1900	0.08	0.08	0.77	0.08	0.00	0.00	0.00	0.00	1	0.89
<b>Hourly Total</b>	<b>0.08</b>	<b>0.08</b>	<b>3.68</b>	<b>0.08</b>	<b>0.09</b>	<b>0.00</b>	<b>0.00</b>	<b>0.00</b>	<b>4</b>	<b>3.89</b>
<b>Hourly Average</b>	<b>0.02</b>	<b>0.02</b>	<b>0.92</b>	<b>0.02</b>	<b>0.02</b>	<b>0.00</b>	<b>0.00</b>	<b>0.00</b>	<b>1.00</b>	<b>0.97</b>
<b>PM Session Total</b>	<b>0.74</b>	<b>0.08</b>	<b>12.81</b>	<b>0.41</b>	<b>1.95</b>	<b>0.00</b>	<b>0.00</b>	<b>0.00</b>	<b>16.00</b>	<b>15.36</b>
<b>PM Session Average</b>	<b>0.05</b>	<b>0.00</b>	<b>0.80</b>	<b>0.03</b>	<b>0.12</b>	<b>0.00</b>	<b>0.00</b>	<b>0.00</b>	<b>1.00</b>	<b>0.96</b>



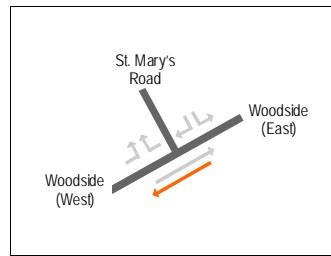
Date  
Wednesday, 13th October 2004  
0700 - 1000 (AM Peak)

Movement 6.6: Westbound on Woodside									Original Data	
TIME	P/CYCLE	M/CYCLE	CAR	TAXI	LGV	OGV1	OGV2	BUS/COACH	TOTAL	PCU TOTAL
0700 - 0715	0	1	6	0	0	0	0	0	7	6.40
0715 - 0730	0	0	3	0	0	0	0	0	3	3.00
0730 - 0745	0	0	9	0	1	0	0	0	10	10.00
0745 - 0800	1	1	17	0	5	0	0	0	24	22.60
<b>Hourly Total</b>	<b>1</b>	<b>2</b>	<b>35</b>	<b>0</b>	<b>6</b>	<b>0</b>	<b>0</b>	<b>0</b>	<b>44</b>	<b>42.00</b>
<b>Hourly Average</b>	<b>0.25</b>	<b>0.50</b>	<b>8.75</b>	<b>0.00</b>	<b>1.50</b>	<b>0.00</b>	<b>0.00</b>	<b>0.00</b>	<b>11.00</b>	<b>10.50</b>
0800 - 0815	5	0	24	0	1	0	0	0	30	26.00
0815 - 0830	1	0	26	0	3	0	0	0	30	29.20
0830 - 0845	0	1	21	0	1	0	0	0	23	22.40
0845 - 0900	1	0	20	0	1	0	0	0	22	21.20
<b>Hourly Total</b>	<b>7</b>	<b>1</b>	<b>91</b>	<b>0</b>	<b>6</b>	<b>0</b>	<b>0</b>	<b>0</b>	<b>105</b>	<b>98.80</b>
<b>Hourly Average</b>	<b>1.75</b>	<b>0.25</b>	<b>22.75</b>	<b>0.00</b>	<b>1.50</b>	<b>0.00</b>	<b>0.00</b>	<b>0.00</b>	<b>26.25</b>	<b>24.70</b>
0900 - 0915	2	0	21	0	2	0	0	0	25	23.40
0915 - 0930	1	0	11	0	2	0	0	0	14	13.20
0930 - 0945	2	2	13	1	0	0	0	0	18	15.20
0945 - 1000	2	0	8	0	5	0	0	0	15	13.40
<b>Hourly Total</b>	<b>7</b>	<b>2</b>	<b>53</b>	<b>1</b>	<b>9</b>	<b>0</b>	<b>0</b>	<b>0</b>	<b>72</b>	<b>65.20</b>
<b>Hourly Average</b>	<b>1.75</b>	<b>0.50</b>	<b>13.25</b>	<b>0.25</b>	<b>2.25</b>	<b>0.00</b>	<b>0.00</b>	<b>0.00</b>	<b>18.00</b>	<b>16.30</b>
<b>AM Session Total</b>	<b>15</b>	<b>5</b>	<b>179</b>	<b>1</b>	<b>21</b>	<b>0</b>	<b>0</b>	<b>0</b>	<b>221</b>	<b>206.00</b>
<b>AM Session Average</b>	<b>1.25</b>	<b>0.42</b>	<b>14.92</b>	<b>0.08</b>	<b>1.75</b>	<b>0.00</b>	<b>0.00</b>	<b>0.00</b>	<b>18.42</b>	<b>17.17</b>

Movement 6.6: Westbound on Woodside									Flow in Vehicles / Hour	
TIME	P/CYCLE	M/CYCLE	CAR	TAXI	LGV	OGV1	OGV2	BUS/COACH	TOTAL	PCU TOTAL
0700 - 0715	0	4	24	0	0	0	0	0	28	25.60
0715 - 0730	0	0	12	0	0	0	0	0	12	12.00
0730 - 0745	0	0	36	0	4	0	0	0	40	40.00
0745 - 0800	4	4	68	0	20	0	0	0	96	90.40
<b>Hourly Total</b>	<b>4</b>	<b>8</b>	<b>140</b>	<b>0</b>	<b>24</b>	<b>0</b>	<b>0</b>	<b>0</b>	<b>176</b>	<b>168.00</b>
<b>Hourly Average</b>	<b>1.00</b>	<b>2.00</b>	<b>35.00</b>	<b>0.00</b>	<b>6.00</b>	<b>0.00</b>	<b>0.00</b>	<b>0.00</b>	<b>44.00</b>	<b>42.00</b>
0800 - 0815	20	0	96	0	4	0	0	0	120	104.00
0815 - 0830	4	0	104	0	12	0	0	0	120	116.80
0830 - 0845	0	4	84	0	4	0	0	0	92	89.60
0845 - 0900	4	0	80	0	4	0	0	0	88	84.80
<b>Hourly Total</b>	<b>28</b>	<b>4</b>	<b>364</b>	<b>0</b>	<b>24</b>	<b>0</b>	<b>0</b>	<b>0</b>	<b>420</b>	<b>395.20</b>
<b>Hourly Average</b>	<b>7.00</b>	<b>1.00</b>	<b>91.00</b>	<b>0.00</b>	<b>6.00</b>	<b>0.00</b>	<b>0.00</b>	<b>0.00</b>	<b>105.00</b>	<b>98.80</b>
0900 - 0915	8	0	84	0	8	0	0	0	100	93.60
0915 - 0930	4	0	44	0	8	0	0	0	56	52.80
0930 - 0945	8	8	52	4	0	0	0	0	72	60.80
0945 - 1000	8	0	32	0	20	0	0	0	60	53.60
<b>Hourly Total</b>	<b>28</b>	<b>8</b>	<b>212</b>	<b>4</b>	<b>36</b>	<b>0</b>	<b>0</b>	<b>0</b>	<b>288</b>	<b>260.80</b>
<b>Hourly Average</b>	<b>7.00</b>	<b>2.00</b>	<b>53.00</b>	<b>1.00</b>	<b>9.00</b>	<b>0.00</b>	<b>0.00</b>	<b>0.00</b>	<b>72.00</b>	<b>65.20</b>
<b>AM Session Total</b>	<b>60</b>	<b>20</b>	<b>716</b>	<b>4</b>	<b>84</b>	<b>0</b>	<b>0</b>	<b>0</b>	<b>884</b>	<b>824.00</b>
<b>AM Session Average</b>	<b>5.00</b>	<b>1.67</b>	<b>59.67</b>	<b>0.33</b>	<b>7.00</b>	<b>0.00</b>	<b>0.00</b>	<b>0.00</b>	<b>73.67</b>	<b>68.67</b>

Movement 6.6: Westbound on Woodside									Traffic Mix	
TIME	P/CYCLE	M/CYCLE	CAR	TAXI	LGV	OGV1	OGV2	BUS/COACH	TOTAL	PCU TOTAL
0700 - 0715	0.00	0.14	0.86	0.00	0.00	0.00	0.00	0.00	1	0.91
0715 - 0730	0.00	0.00	1.00	0.00	0.00	0.00	0.00	0.00	1	1.00
0730 - 0745	0.00	0.00	0.90	0.00	0.10	0.00	0.00	0.00	1	1.00
0745 - 0800	0.04	0.04	0.71	0.00	0.21	0.00	0.00	0.00	1	0.94
<b>Hourly Total</b>	<b>0.04</b>	<b>0.18</b>	<b>3.47</b>	<b>0.00</b>	<b>0.31</b>	<b>0.00</b>	<b>0.00</b>	<b>0.00</b>	<b>4</b>	<b>3.86</b>
<b>Hourly Average</b>	<b>0.01</b>	<b>0.05</b>	<b>0.87</b>	<b>0.00</b>	<b>0.08</b>	<b>0.00</b>	<b>0.00</b>	<b>0.00</b>	<b>1.00</b>	<b>0.96</b>
0800 - 0815	0.17	0.00	0.80	0.00	0.03	0.00	0.00	0.00	1	0.87
0815 - 0830	0.03	0.00	0.87	0.00	0.10	0.00	0.00	0.00	1	0.97
0830 - 0845	0.00	0.04	0.91	0.00	0.04	0.00	0.00	0.00	1	0.97
0845 - 0900	0.05	0.00	0.91	0.00	0.05	0.00	0.00	0.00	1	0.96
<b>Hourly Total</b>	<b>0.25</b>	<b>0.04</b>	<b>3.49</b>	<b>0.00</b>	<b>0.22</b>	<b>0.00</b>	<b>0.00</b>	<b>0.00</b>	<b>4</b>	<b>3.78</b>
<b>Hourly Average</b>	<b>0.06</b>	<b>0.01</b>	<b>0.87</b>	<b>0.00</b>	<b>0.06</b>	<b>0.00</b>	<b>0.00</b>	<b>0.00</b>	<b>1.00</b>	<b>0.94</b>
0900 - 0915	0.08	0.00	0.84	0.00	0.08	0.00	0.00	0.00	1	0.94
0915 - 0930	0.07	0.00	0.79	0.00	0.14	0.00	0.00	0.00	1	0.94
0930 - 0945	0.11	0.11	0.72	0.06	0.00	0.00	0.00	0.00	1	0.84
0945 - 1000	0.13	0.00	0.53	0.00	0.33	0.00	0.00	0.00	1	0.89
<b>Hourly Total</b>	<b>0.40</b>	<b>0.11</b>	<b>2.88</b>	<b>0.06</b>	<b>0.56</b>	<b>0.00</b>	<b>0.00</b>	<b>0.00</b>	<b>4</b>	<b>3.62</b>
<b>Hourly Average</b>	<b>0.10</b>	<b>0.03</b>	<b>0.72</b>	<b>0.01</b>	<b>0.14</b>	<b>0.00</b>	<b>0.00</b>	<b>0.00</b>	<b>1.00</b>	<b>0.90</b>
<b>AM Session Total</b>	<b>0.68</b>	<b>0.34</b>	<b>9.84</b>	<b>0.06</b>	<b>1.09</b>	<b>0.00</b>	<b>0.00</b>	<b>0.00</b>	<b>12</b>	<b>11.25</b>
<b>AM Session Average</b>	<b>0.06</b>	<b>0.03</b>	<b>0.82</b>	<b>0.00</b>	<b>0.09</b>	<b>0.00</b>	<b>0.00</b>	<b>0.00</b>	<b>1.00</b>	<b>0.94</b>





Date  
Wednesday, 13th October 2004  
1130 - 1430 (Inler Peak)

TIME	Movement 6.6: Westbound on Woodside								Original Data	
	P/CYCLE	M/CYCLE	CAR	TAXI	LGV	OGV1	OGV2	BUS/COACH	TOTAL	PCU TOTAL
1130 - 1145	1	0	16	0	4	0	0	0	21	20.20
1145 - 1200	0	0	16	1	1	0	0	0	18	18.00
1200 - 1215	1	0	14	2	4	0	0	0	21	20.20
1215 - 1230	0	0	20	0	3	0	0	0	23	23.00
<b>Hourly Total</b>	<b>2</b>	<b>0</b>	<b>66</b>	<b>3</b>	<b>12</b>	<b>0</b>	<b>0</b>	<b>0</b>	<b>83</b>	<b>81.40</b>
<b>Hourly Average</b>	<b>0.50</b>	<b>0.00</b>	<b>16.50</b>	<b>0.75</b>	<b>3.00</b>	<b>0.00</b>	<b>0.00</b>	<b>0.00</b>	<b>20.75</b>	<b>20.35</b>
1230 - 1245	1	0	10	1	2	2	0	0	16	16.20
1245 - 1300	1	0	14	0	5	0	0	0	20	19.20
1300 - 1315	0	0	9	0	1	0	0	0	10	10.00
1315 - 1330	0	0	11	1	3	1	1	0	17	18.80
<b>Hourly Total</b>	<b>2</b>	<b>0</b>	<b>44</b>	<b>2</b>	<b>11</b>	<b>3</b>	<b>1</b>	<b>0</b>	<b>63</b>	<b>64.20</b>
<b>Hourly Average</b>	<b>0.50</b>	<b>0.00</b>	<b>11.00</b>	<b>0.50</b>	<b>2.75</b>	<b>0.75</b>	<b>0.25</b>	<b>0.00</b>	<b>15.75</b>	<b>16.05</b>
1330 - 1345	0	0	14	0	3	0	0	0	17	17.00
1345 - 1400	0	0	8	0	0	0	0	0	8	8.00
1400 - 1415	0	0	8	1	2	0	0	0	11	11.00
1415 - 1430	0	0	10	0	2	0	0	0	12	12.00
<b>Hourly Total</b>	<b>0</b>	<b>0</b>	<b>40</b>	<b>1</b>	<b>7</b>	<b>0</b>	<b>0</b>	<b>0</b>	<b>48</b>	<b>48.00</b>
<b>Hourly Average</b>	<b>0.00</b>	<b>0.00</b>	<b>10.00</b>	<b>0.25</b>	<b>1.75</b>	<b>0.00</b>	<b>0.00</b>	<b>0.00</b>	<b>12.00</b>	<b>12.00</b>

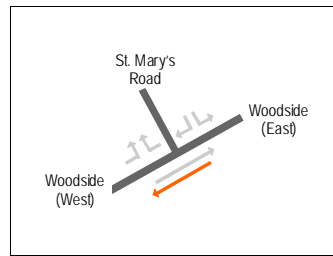
<b>Inter Session Total</b>	<b>4</b>	<b>0</b>	<b>150</b>	<b>6</b>	<b>30</b>	<b>3</b>	<b>1</b>	<b>0</b>	<b>194</b>	<b>193.60</b>
<b>Inter Session Average</b>	<b>0.33</b>	<b>0.00</b>	<b>12.50</b>	<b>0.50</b>	<b>2.50</b>	<b>0.25</b>	<b>0.08</b>	<b>0.00</b>	<b>16.17</b>	<b>16.13</b>

TIME	Movement 6.6: Westbound on Woodside								Flow in Vehicles / Hour	
	P/CYCLE	M/CYCLE	CAR	TAXI	LGV	OGV1	OGV2	BUS/COACH	TOTAL	PCU TOTAL
1130 - 1145	4	0	64	0	16	0	0	0	84	80.80
1145 - 1200	0	0	64	4	4	0	0	0	72	72.00
1200 - 1215	4	0	56	8	16	0	0	0	84	80.80
1215 - 1230	0	0	80	0	12	0	0	0	92	92.00
<b>Hourly Total</b>	<b>8</b>	<b>0</b>	<b>264</b>	<b>12</b>	<b>48</b>	<b>0</b>	<b>0</b>	<b>0</b>	<b>332</b>	<b>325.60</b>
<b>Hourly Average</b>	<b>2.00</b>	<b>0.00</b>	<b>66.00</b>	<b>3.00</b>	<b>12.00</b>	<b>0.00</b>	<b>0.00</b>	<b>0.00</b>	<b>83.00</b>	<b>81.40</b>
1230 - 1245	4	0	40	4	8	8	0	0	64	64.80
1245 - 1300	4	0	56	0	20	0	0	0	80	76.80
1300 - 1315	0	0	36	0	4	0	0	0	40	40.00
1315 - 1330	0	0	44	4	12	4	4	0	68	75.20
<b>Hourly Total</b>	<b>8</b>	<b>0</b>	<b>176</b>	<b>8</b>	<b>44</b>	<b>12</b>	<b>4</b>	<b>0</b>	<b>252</b>	<b>256.80</b>
<b>Hourly Average</b>	<b>2.00</b>	<b>0.00</b>	<b>44.00</b>	<b>2.00</b>	<b>11.00</b>	<b>3.00</b>	<b>1.00</b>	<b>0.00</b>	<b>63.00</b>	<b>64.20</b>
1330 - 1345	0	0	56	0	12	0	0	0	68	68.00
1345 - 1400	0	0	32	0	0	0	0	0	32	32.00
1400 - 1415	0	0	32	4	8	0	0	0	44	44.00
1415 - 1430	0	0	40	0	8	0	0	0	48	48.00
<b>Hourly Total</b>	<b>0</b>	<b>0</b>	<b>160</b>	<b>4</b>	<b>28</b>	<b>0</b>	<b>0</b>	<b>0</b>	<b>192</b>	<b>192.00</b>
<b>Hourly Average</b>	<b>0.00</b>	<b>0.00</b>	<b>40.00</b>	<b>1.00</b>	<b>7.00</b>	<b>0.00</b>	<b>0.00</b>	<b>0.00</b>	<b>48.00</b>	<b>48.00</b>

<b>Inter Session Total</b>	<b>16</b>	<b>0</b>	<b>600</b>	<b>24</b>	<b>120</b>	<b>12</b>	<b>4</b>	<b>0</b>	<b>776</b>	<b>774.40</b>
<b>Inter Session Average</b>	<b>1.33</b>	<b>0.00</b>	<b>50.00</b>	<b>2.00</b>	<b>10.00</b>	<b>1.00</b>	<b>0.33</b>	<b>0.00</b>	<b>64.67</b>	<b>64.53</b>

TIME	Movement 6.6: Westbound on Woodside								Traffic Mix	
	P/CYCLE	M/CYCLE	CAR	TAXI	LGV	OGV1	OGV2	BUS/COACH	TOTAL	PCU TOTAL
1130 - 1145	0.05	0.00	0.76	0.00	0.19	0.00	0.00	0.00	1	0.96
1145 - 1200	0.00	0.00	0.89	0.06	0.06	0.00	0.00	0.00	1	1.00
1200 - 1215	0.05	0.00	0.67	0.10	0.19	0.00	0.00	0.00	1	0.96
1215 - 1230	0.00	0.00	0.87	0.00	0.13	0.00	0.00	0.00	1	1.00
<b>Hourly Total</b>	<b>0.10</b>	<b>0.00</b>	<b>3.19</b>	<b>0.15</b>	<b>0.57</b>	<b>0.00</b>	<b>0.00</b>	<b>0.00</b>	<b>4</b>	<b>3.92</b>
<b>Hourly Average</b>	<b>0.02</b>	<b>0.00</b>	<b>0.80</b>	<b>0.04</b>	<b>0.14</b>	<b>0.00</b>	<b>0.00</b>	<b>0.00</b>	<b>1.00</b>	<b>0.98</b>
1230 - 1245	0.06	0.00	0.63	0.06	0.13	0.13	0.00	0.00	1	1.01
1245 - 1300	0.05	0.00	0.70	0.00	0.25	0.00	0.00	0.00	1	0.96
1300 - 1315	0.00	0.00	0.90	0.00	0.10	0.00	0.00	0.00	1	1.00
1315 - 1330	0.00	0.00	0.65	0.06	0.18	0.06	0.06	0.00	1	1.11
<b>Hourly Total</b>	<b>0.11</b>	<b>0.00</b>	<b>2.87</b>	<b>0.12</b>	<b>0.65</b>	<b>0.18</b>	<b>0.06</b>	<b>0.00</b>	<b>4</b>	<b>4.08</b>
<b>Hourly Average</b>	<b>0.03</b>	<b>0.00</b>	<b>0.72</b>	<b>0.03</b>	<b>0.16</b>	<b>0.05</b>	<b>0.01</b>	<b>0.00</b>	<b>1.00</b>	<b>1.02</b>
1330 - 1345	0.00	0.00	0.82	0.00	0.18	0.00	0.00	0.00	1	1.00
1345 - 1400	0.00	0.00	1.00	0.00	0.00	0.00	0.00	0.00	1	1.00
1400 - 1415	0.00	0.00	0.73	0.09	0.18	0.00	0.00	0.00	1	1.00
1415 - 1430	0.00	0.00	0.83	0.00	0.17	0.00	0.00	0.00	1	1.00
<b>Hourly Total</b>	<b>0.00</b>	<b>0.00</b>	<b>3.38</b>	<b>0.09</b>	<b>0.52</b>	<b>0.00</b>	<b>0.00</b>	<b>0.00</b>	<b>4</b>	<b>4.00</b>
<b>Hourly Average</b>	<b>0.00</b>	<b>0.00</b>	<b>0.85</b>	<b>0.02</b>	<b>0.13</b>	<b>0.00</b>	<b>0.00</b>	<b>0.00</b>	<b>1.00</b>	<b>1.00</b>

<b>Inter Session Total</b>	<b>0.21</b>	<b>0.00</b>	<b>9.44</b>	<b>0.36</b>	<b>1.74</b>	<b>0.18</b>	<b>0.06</b>	<b>0.00</b>	<b>12</b>	<b>12.00</b>
<b>Inter Session Average</b>	<b>0.02</b>	<b>0.00</b>	<b>0.79</b>	<b>0.03</b>	<b>0.15</b>	<b>0.02</b>	<b>0.00</b>	<b>0.00</b>	<b>1.00</b>	<b>1.00</b>



Date  
Wednesday, 13th October 2004  
1500 - 1900 (PM Peak)

Movement 6.6: Westbound on Woodside									Original Data	
TIME	P/CYCLE	M/CYCLE	CAR	TAXI	LGV	OGV1	OGV2	BUS/COACH	TOTAL	PCU TOTAL
1500 - 1515	0	0	6	0	4	0	0	0	10	10.00
1515 - 1530	0	1	22	0	3	2	0	0	28	28.40
1530 - 1545	0	0	28	0	2	1	0	0	31	31.50
1545 - 1600	0	0	19	0	1	0	0	0	20	20.00
Hourly Total	0	1	75	0	10	3	0	0	89	89.90
Hourly Average	0.00	0.25	18.75	0.00	2.50	0.75	0.00	0.00	22.25	22.48
1600 - 1615	0	0	16	0	0	0	0	0	16	16.00
1615 - 1630	1	2	19	0	4	0	0	0	26	24.00
1630 - 1645	0	0	22	0	4	0	0	0	26	26.00
1645 - 1700	0	0	21	0	4	0	0	0	25	25.00
Hourly Total	1	2	78	0	12	0	0	0	93	91.00
Hourly Average	0.25	0.50	19.50	0.00	3.00	0.00	0.00	0.00	23.25	22.75
1700 - 1715	1	0	8	0	2	0	0	0	11	10.20
1715 - 1730	0	0	17	0	2	0	0	0	19	19.00
1730 - 1745	0	0	12	0	2	0	0	0	14	14.00
1745 - 1800	0	0	12	0	1	0	0	0	13	13.00
Hourly Total	1	0	49	0	7	0	0	0	57	56.20
Hourly Average	0.25	0.00	12.25	0.00	1.75	0.00	0.00	0.00	14.25	14.05
1800 - 1815	0	0	14	0	0	0	0	0	14	14.00
1815 - 1830	0	0	15	0	3	0	0	0	18	18.00
1830 - 1845	0	0	14	1	1	0	0	0	16	16.00
1845 - 1900	0	0	13	0	0	0	0	0	13	13.00
Hourly Total	0	0	56	1	4	0	0	0	61	61.00
Hourly Average	0.00	0.00	14.00	0.25	1.00	0.00	0.00	0.00	15.25	15.25
PM Session Total	2	3	258	1	33	3	0	0	300	298.10
PM Session Average	0.13	0.19	16.13	0.06	2.06	0.19	0.00	0.00	18.75	18.63

Movement 6.6: Westbound on Woodside									Flow in Vehicles / Hour	
TIME	P/CYCLE	M/CYCLE	CAR	TAXI	LGV	OGV1	OGV2	BUS/COACH	TOTAL	PCU TOTAL
1500 - 1515	0	0	24	0	16	0	0	0	40	40.00
1515 - 1530	0	4	88	0	12	8	0	0	112	113.60
1530 - 1545	0	0	112	0	8	4	0	0	124	126.00
1545 - 1600	0	0	76	0	4	0	0	0	80	80.00
Hourly Total	0	4	300	0	40	12	0	0	356	359.60
Hourly Average	0.00	1.00	75.00	0.00	10.00	3.00	0.00	0.00	89.00	89.90
1600 - 1615	0	0	64	0	0	0	0	0	64	64.00
1615 - 1630	4	8	76	0	16	0	0	0	104	96.00
1630 - 1645	0	0	88	0	16	0	0	0	104	104.00
1645 - 1700	0	0	84	0	16	0	0	0	100	100.00
Hourly Total	4	8	312	0	48	0	0	0	372	364.00
Hourly Average	1.00	2.00	78.00	0.00	12.00	0.00	0.00	0.00	93.00	91.00
1700 - 1715	4	0	32	0	8	0	0	0	44	40.80
1715 - 1730	0	0	68	0	8	0	0	0	76	76.00
1730 - 1745	0	0	48	0	8	0	0	0	56	56.00
1745 - 1800	0	0	48	0	4	0	0	0	52	52.00
Hourly Total	4	0	196	0	28	0	0	0	228	224.80
Hourly Average	1.00	0.00	49.00	0.00	7.00	0.00	0.00	0.00	57.00	56.20
1800 - 1815	0	0	56	0	0	0	0	0	56	56.00
1815 - 1830	0	0	60	0	12	0	0	0	72	72.00
1830 - 1845	0	0	56	4	4	0	0	0	64	64.00
1845 - 1900	0	0	52	0	0	0	0	0	52	52.00
Hourly Total	0	0	224	4	16	0	0	0	244	244.00
Hourly Average	0.00	0.00	56.00	1.00	4.00	0.00	0.00	0.00	61.00	61.00
PM Session Total	8	12	1032	4	132	12	0	0	1200	1192.40
PM Session Average	0.50	0.75	64.50	0.25	8.25	0.75	0.00	0.00	75.00	74.53

Movement 6.6: Westbound on Woodside									Traffic Mix	
TIME	P/CYCLE	M/CYCLE	CAR	TAXI	LGV	OGV1	OGV2	BUS/COACH	TOTAL	PCU TOTAL
1500 - 1515	0.00	0.00	0.60	0.00	0.40	0.00	0.00	0.00	1	1.00
1515 - 1530	0.00	0.04	0.79	0.00	0.11	0.07	0.00	0.00	1	1.01
1530 - 1545	0.00	0.00	0.90	0.00	0.06	0.03	0.00	0.00	1	1.02
1545 - 1600	0.00	0.00	0.95	0.00	0.05	0.00	0.00	0.00	1	1.00
Hourly Total	0.00	0.04	3.24	0.00	0.62	0.10	0.00	0.00	4	4.03
Hourly Average	0.00	0.01	0.81	0.00	0.16	0.03	0.00	0.00	1.00	1.01
1600 - 1615	0.00	0.00	1.00	0.00	0.00	0.00	0.00	0.00	1	1.00
1615 - 1630	0.04	0.08	0.73	0.00	0.15	0.00	0.00	0.00	1	0.92
1630 - 1645	0.00	0.00	0.85	0.00	0.15	0.00	0.00	0.00	1	1.00
1645 - 1700	0.00	0.00	0.84	0.00	0.16	0.00	0.00	0.00	1	1.00
Hourly Total	0.04	0.08	3.42	0.00	0.47	0.00	0.00	0.00	4	3.92
Hourly Average	0.01	0.02	0.85	0.00	0.12	0.00	0.00	0.00	1.00	0.98
1700 - 1715	0.09	0.00	0.73	0.00	0.18	0.00	0.00	0.00	1	0.93
1715 - 1730	0.00	0.00	0.89	0.00	0.11	0.00	0.00	0.00	1	1.00
1730 - 1745	0.00	0.00	0.86	0.00	0.14	0.00	0.00	0.00	1	1.00
1745 - 1800	0.00	0.00	0.92	0.00	0.08	0.00	0.00	0.00	1	1.00
Hourly Total	0.09	0.00	3.40	0.00	0.51	0.00	0.00	0.00	4	3.93
Hourly Average	0.02	0.00	0.85	0.00	0.13	0.00	0.00	0.00	1.00	0.98
1800 - 1815	0.00	0.00	1.00	0.00	0.00	0.00	0.00	0.00	1	1.00
1815 - 1830	0.00	0.00	0.83	0.00	0.17	0.00	0.00	0.00	1	1.00
1830 - 1845	0.00	0.00	0.88	0.06	0.06	0.00	0.00	0.00	1	1.00
1845 - 1900	0.00	0.00	1.00	0.00	0.00	0.00	0.00	0.00	1	1.00
Hourly Total	0.00	0.00	3.71	0.06	0.23	0.00	0.00	0.00	4	4.00
Hourly Average	0.00	0.00	0.93	0.02	0.06	0.00	0.00	0.00	1.00	1.00
PM Session Total	0.13	0.11	13.77	0.06	1.83	0.10	0.00	0.00	16.00	15.88
PM Session Average	0.01	0.01	0.86	0.00	0.11	0.01	0.00	0.00	1.00	0.99