

Wimbledon Town Centre Survey  
Traffic Count Survey

Site 5 of 8

A219 Wimbledon Hill Road  
B235 Alexandra Road  
St. George's Road

Date  
Wednesday, 13th October 2004  
0700 - 1000 (AM Peak)



TIME	Movement 5.1: Left from A219 Wimbledon Hill Road (North) to B235 Alexandra Road								Original Data	
	P/CYCLE	M/CYCLE	CAR	TAXI	LGV	OGV1	OGV2	BUS/COACH	TOTAL	PCU TOTAL
0700 - 0715	0	0	18	0	4	1	1	0	24	25.80
0715 - 0730	0	0	8	0	0	0	0	0	8	8.00
0730 - 0745	0	0	21	0	2	0	0	0	23	23.00
0745 - 0800	0	0	8	1	3	1	0	0	13	13.50
Hourly Total	0	0	55	1	9	2	1	0	68	70.30
Hourly Average	0.00	0.00	13.75	0.25	2.25	0.50	0.25	0.00	17.00	17.58
0800 - 0815	0	0	6	1	4	3	0	0	14	15.50
0815 - 0830	0	0	10	0	2	1	0	0	13	13.50
0830 - 0845	0	0	16	1	2	0	1	0	20	21.30
0845 - 0900	0	0	7	0	4	0	0	0	11	11.00
Hourly Total	0	0	39	2	12	4	1	0	58	61.30
Hourly Average	0.00	0.00	9.75	0.50	3.00	1.00	0.25	0.00	14.50	15.33
0900 - 0915	0	0	14	0	7	0	0	1	22	23.00
0915 - 0930	0	0	12	0	3	2	1	1	19	22.30
0930 - 0945	0	0	14	1	3	1	0	0	19	19.50
0945 - 1000	0	0	13	3	3	2	2	0	23	26.60
Hourly Total	0	0	53	4	16	5	3	2	83	91.40
Hourly Average	0.00	0.00	13.25	1.00	4.00	1.25	0.75	0.50	20.75	22.85
AM Session Total	0	0	147	7	37	11	5	2	209	223.00
AM Session Average	0.00	0.00	12.25	0.58	3.08	0.92	0.42	0.17	17.42	18.58

TIME	Movement 5.1: Left from A219 Wimbledon Hill Road (North) to B235 Alexandra Road								Flow in Vehicles / Hour	
	P/CYCLE	M/CYCLE	CAR	TAXI	LGV	OGV1	OGV2	BUS/COACH	TOTAL	PCU TOTAL
0700 - 0715	0	0	72	0	16	4	4	0	96	103.20
0715 - 0730	0	0	32	0	0	0	0	0	32	32.00
0730 - 0745	0	0	84	0	8	0	0	0	92	92.00
0745 - 0800	0	0	32	4	12	4	0	0	52	54.00
Hourly Total	0	0	220	4	36	8	4	0	272	281.20
Hourly Average	0.00	0.00	55.00	1.00	9.00	2.00	1.00	0.00	68.00	70.30
0800 - 0815	0	0	24	4	16	12	0	0	56	62.00
0815 - 0830	0	0	40	0	8	4	0	0	52	54.00
0830 - 0845	0	0	64	4	8	0	4	0	80	85.20
0845 - 0900	0	0	28	0	16	0	0	0	44	44.00
Hourly Total	0	0	156	8	48	16	4	0	232	245.20
Hourly Average	0.00	0.00	39.00	2.00	12.00	4.00	1.00	0.00	58.00	61.30
0900 - 0915	0	0	56	0	28	0	0	4	88	92.00
0915 - 0930	0	0	48	0	12	8	4	4	76	89.20
0930 - 0945	0	0	56	4	12	4	0	0	76	78.00
0945 - 1000	0	0	52	12	12	8	8	0	92	106.40
Hourly Total	0	0	212	16	64	20	12	8	332	365.60
Hourly Average	0.00	0.00	53.00	4.00	16.00	5.00	3.00	2.00	83.00	91.40
AM Session Total	0	0	588	28	148	44	20	8	836	892.00
AM Session Average	0.00	0.00	49.00	2.33	12.33	3.67	1.67	0.67	69.67	74.33

TIME	Movement 5.1: Left from A219 Wimbledon Hill Road (North) to B235 Alexandra Road								Traffic Mix	
	P/CYCLE	M/CYCLE	CAR	TAXI	LGV	OGV1	OGV2	BUS/COACH	TOTAL	PCU TOTAL
0700 - 0715	0.00	0.00	0.75	0.00	0.17	0.04	0.04	0.00	1	1.08
0715 - 0730	0.00	0.00	1.00	0.00	0.00	0.00	0.00	0.00	1	1.00
0730 - 0745	0.00	0.00	0.91	0.00	0.09	0.00	0.00	0.00	1	1.00
0745 - 0800	0.00	0.00	0.62	0.08	0.23	0.08	0.00	0.00	1	1.04
Hourly Total	0.00	0.00	3.28	0.08	0.48	0.12	0.04	0.00	4	4.11
Hourly Average	0.00	0.00	0.82	0.02	0.12	0.03	0.01	0.00	1.00	1.03
0800 - 0815	0.00	0.00	0.43	0.07	0.29	0.21	0.00	0.00	1	1.11
0815 - 0830	0.00	0.00	0.77	0.00	0.15	0.08	0.00	0.00	1	1.04
0830 - 0845	0.00	0.00	0.80	0.05	0.10	0.00	0.05	0.00	1	1.07
0845 - 0900	0.00	0.00	0.64	0.00	0.36	0.00	0.00	0.00	1	1.00
Hourly Total	0.00	0.00	2.63	0.12	0.90	0.29	0.05	0.00	4	4.21
Hourly Average	0.00	0.00	0.66	0.03	0.23	0.07	0.01	0.00	1.00	1.05
0900 - 0915	0.00	0.00	0.64	0.00	0.32	0.00	0.00	0.05	1	1.05
0915 - 0930	0.00	0.00	0.63	0.00	0.16	0.11	0.05	0.05	1	1.17
0930 - 0945	0.00	0.00	0.74	0.05	0.16	0.05	0.00	0.00	1	1.03
0945 - 1000	0.00	0.00	0.57	0.13	0.13	0.09	0.09	0.00	1	1.16
Hourly Total	0.00	0.00	2.57	0.18	0.76	0.24	0.14	0.10	4	4.40
Hourly Average	0.00	0.00	0.64	0.05	0.19	0.06	0.03	0.02	1.00	1.10
AM Session Total	0.00	0.00	8.48	0.38	2.15	0.65	0.23	0.10	12	12.73
AM Session Average	0.00	0.00	0.71	0.03	0.18	0.05	0.02	0.01	1.00	1.06

Wimbledon Town Centre Survey  
Traffic Count Survey

Site 5 of 8

A219 Wimbledon Hill Road  
B235 Alexandra Road  
St. George's Road

Date

Wednesday, 13th October 2004  
1130 - 1430 (Inter Peak)



TIME	Movement 5.1: Left from A219 Wimbledon Hill Road (North) to B235 Alexandra Road								Original Data	
	P/CYCLE	M/CYCLE	CAR	TAXI	LGV	OGV1	OGV2	BUS/COACH	TOTAL	PCU TOTAL
1130 - 1145	0	0	8	2	3	3	0	0	16	17.50
1145 - 1200	0	0	10	1	2	0	0	0	13	13.00
1200 - 1215	0	0	10	0	3	0	0	0	13	13.00
1215 - 1230	0	0	15	1	4	0	0	0	20	20.00
Hourly Total	0	0	43	4	12	3	0	0	62	63.50
Hourly Average	0.00	0.00	10.75	1.00	3.00	0.75	0.00	0.00	15.50	15.88
1230 - 1245	0	0	12	0	8	0	0	0	20	20.00
1245 - 1300	0	0	6	0	3	2	0	0	11	12.00
1300 - 1315	0	0	12	1	3	3	1	0	20	22.80
1315 - 1330	0	0	8	1	8	1	0	0	18	18.50
Hourly Total	0	0	38	2	22	6	1	0	69	73.30
Hourly Average	0.00	0.00	9.50	0.50	5.50	1.50	0.25	0.00	17.25	18.33
1330 - 1345	0	0	6	0	2	3	1	0	12	14.80
1345 - 1400	0	0	15	0	4	2	0	0	21	22.00
1400 - 1415	0	0	19	0	2	2	1	0	24	26.30
1415 - 1430	0	0	13	0	4	3	0	0	20	21.50
Hourly Total	0	0	53	0	12	10	2	0	77	84.60
Hourly Average	0.00	0.00	13.25	0.00	3.00	2.50	0.50	0.00	19.25	21.15

Inter Session Total	0	0	134	6	46	19	3	0	208	221.40
Inter Session Average	0.00	0.00	11.17	0.50	3.83	1.58	0.25	0.00	17.33	18.45

TIME	Movement 5.1: Left from A219 Wimbledon Hill Road (North) to B235 Alexandra Road								Flow in Vehicles / Hour	
	P/CYCLE	M/CYCLE	CAR	TAXI	LGV	OGV1	OGV2	BUS/COACH	TOTAL	PCU TOTAL
1130 - 1145	0	0	32	8	12	12	0	0	64	70.00
1145 - 1200	0	0	40	4	8	0	0	0	52	52.00
1200 - 1215	0	0	40	0	12	0	0	0	52	52.00
1215 - 1230	0	0	60	4	16	0	0	0	80	80.00
Hourly Total	0	0	172	16	48	12	0	0	248	254.00
Hourly Average	0.00	0.00	43.00	4.00	12.00	3.00	0.00	0.00	62.00	63.50
1230 - 1245	0	0	48	0	32	0	0	0	80	80.00
1245 - 1300	0	0	24	0	12	8	0	0	44	48.00
1300 - 1315	0	0	48	4	12	12	4	0	80	91.20
1315 - 1330	0	0	32	4	32	4	0	0	72	74.00
Hourly Total	0	0	152	8	88	24	4	0	276	293.20
Hourly Average	0.00	0.00	38.00	2.00	22.00	6.00	1.00	0.00	69.00	73.30
1330 - 1345	0	0	24	0	8	12	4	0	48	59.20
1345 - 1400	0	0	60	0	16	8	0	0	84	88.00
1400 - 1415	0	0	76	0	8	8	4	0	96	105.20
1415 - 1430	0	0	52	0	16	12	0	0	80	86.00
Hourly Total	0	0	212	0	48	40	8	0	308	338.40
Hourly Average	0.00	0.00	53.00	0.00	12.00	10.00	2.00	0.00	77.00	84.60

Inter Session Total	0	0	536	24	184	76	12	0	832	885.60
Inter Session Average	0.00	0.00	44.67	2.00	15.33	6.33	1.00	0.00	69.33	73.80

TIME	Movement 5.1: Left from A219 Wimbledon Hill Road (North) to B235 Alexandra Road								Traffic Mix	
	P/CYCLE	M/CYCLE	CAR	TAXI	LGV	OGV1	OGV2	BUS/COACH	TOTAL	PCU TOTAL
1130 - 1145	0.00	0.00	0.50	0.13	0.19	0.19	0.00	0.00	1	1.09
1145 - 1200	0.00	0.00	0.77	0.08	0.15	0.00	0.00	0.00	1	1.00
1200 - 1215	0.00	0.00	0.77	0.00	0.23	0.00	0.00	0.00	1	1.00
1215 - 1230	0.00	0.00	0.75	0.05	0.20	0.00	0.00	0.00	1	1.00
Hourly Total	0.00	0.00	2.79	0.25	0.77	0.19	0.00	0.00	4	4.09
Hourly Average	0.00	0.00	0.70	0.06	0.19	0.05	0.00	0.00	1.00	1.02
1230 - 1245	0.00	0.00	0.60	0.00	0.40	0.00	0.00	0.00	1	1.00
1245 - 1300	0.00	0.00	0.55	0.00	0.27	0.18	0.00	0.00	1	1.09
1300 - 1315	0.00	0.00	0.60	0.05	0.15	0.15	0.05	0.00	1	1.14
1315 - 1330	0.00	0.00	0.44	0.06	0.44	0.06	0.00	0.00	1	1.03
Hourly Total	0.00	0.00	2.19	0.11	1.27	0.39	0.05	0.00	4	4.26
Hourly Average	0.00	0.00	0.55	0.03	0.32	0.10	0.01	0.00	1.00	1.06
1330 - 1345	0.00	0.00	0.50	0.00	0.17	0.25	0.08	0.00	1	1.23
1345 - 1400	0.00	0.00	0.71	0.00	0.19	0.10	0.00	0.00	1	1.05
1400 - 1415	0.00	0.00	0.79	0.00	0.08	0.08	0.04	0.00	1	1.10
1415 - 1430	0.00	0.00	0.65	0.00	0.20	0.15	0.00	0.00	1	1.08
Hourly Total	0.00	0.00	2.66	0.00	0.64	0.58	0.13	0.00	4	4.45
Hourly Average	0.00	0.00	0.66	0.00	0.16	0.14	0.03	0.00	1.00	1.11

Inter Session Total	0.00	0.00	7.63	0.36	2.68	1.15	0.18	0.00	12	12.80
Inter Session Average	0.00	0.00	0.64	0.03	0.22	0.10	0.01	0.00	1.00	1.07

Wimbledon Town Centre Survey  
Traffic Count Survey

Site 5 of 8  
A219 Wimbledon Hill Road  
B235 Alexandra Road  
St. George's Road

Date  
Wednesday, 13th October 2004  
1500 - 1900 (PM Peak)



Movement 5.1: Left from A219 Wimbledon Hill Road (North) to B235 Alexandra Road									Original Data	
TIME	P/CYCLE	M/CYCLE	CAR	TAXI	LGV	OGV1	OGV2	BUS/COACH	TOTAL	PCU TOTAL
1500 - 1515	0	0	9	2	2	1	0	0	14	14.50
1515 - 1530	0	0	12	0	1	1	0	0	14	14.50
1530 - 1545	0	0	1	0	1	1	0	0	3	3.50
1545 - 1600	0	1	2	3	0	1	0	0	7	6.90
Hourly Total	0	1	24	5	4	4	0	0	38	39.40
Hourly Average	0.00	0.25	6.00	1.25	1.00	1.00	0.00	0.00	9.50	9.85
1600 - 1615	0	0	7	0	1	1	1	0	10	11.80
1615 - 1630	0	0	10	2	2	0	0	0	14	14.00
1630 - 1645	0	1	4	1	4	0	0	0	10	9.40
1645 - 1700	0	0	6	2	2	0	0	0	10	10.00
Hourly Total	0	1	27	5	9	1	1	0	44	45.20
Hourly Average	0.00	0.25	6.75	1.25	2.25	0.25	0.25	0.00	11.00	11.30
1700 - 1715	0	0	7	2	1	0	0	0	10	10.00
1715 - 1730	0	1	12	2	1	0	0	0	16	15.40
1730 - 1745	0	1	7	3	2	0	0	0	13	12.40
1745 - 1800	0	0	8	2	1	0	0	0	11	11.00
Hourly Total	0	2	34	9	5	0	0	0	50	48.80
Hourly Average	0.00	0.50	8.50	2.25	1.25	0.00	0.00	0.00	12.50	12.20
1800 - 1815	0	0	10	4	1	0	0	0	15	15.00
1815 - 1830	0	0	12	2	0	0	0	0	14	14.00
1830 - 1845	0	0	18	5	0	0	0	0	23	23.00
1845 - 1900	0	0	9	6	0	0	0	0	15	15.00
Hourly Total	0	0	49	17	1	0	0	0	67	67.00
Hourly Average	0.00	0.00	12.25	4.25	0.25	0.00	0.00	0.00	16.75	16.75
PM Session Total	0	4	134	36	19	5	1	0	199	200.40
PM Session Average	0.00	0.25	8.38	2.25	1.19	0.31	0.06	0.00	12.44	12.53

Movement 5.1: Left from A219 Wimbledon Hill Road (North) to B235 Alexandra Road									Flow in Vehicles / Hour	
TIME	P/CYCLE	M/CYCLE	CAR	TAXI	LGV	OGV1	OGV2	BUS/COACH	TOTAL	PCU TOTAL
1500 - 1515	0	0	36	8	8	4	4	0	56	58.00
1515 - 1530	0	0	48	0	4	4	0	0	56	58.00
1530 - 1545	0	0	4	0	4	4	0	0	12	14.00
1545 - 1600	0	4	8	12	0	4	0	0	28	27.60
Hourly Total	0	4	96	20	16	16	0	0	152	157.60
Hourly Average	0.00	1.00	24.00	5.00	4.00	4.00	0.00	0.00	38.00	39.40
1600 - 1615	0	0	28	0	4	4	4	0	40	47.20
1615 - 1630	0	0	40	8	8	0	0	0	56	56.00
1630 - 1645	0	4	16	4	16	0	0	0	40	37.60
1645 - 1700	0	0	24	8	8	0	0	0	40	40.00
Hourly Total	0	4	108	20	36	4	4	0	176	180.80
Hourly Average	0.00	1.00	27.00	5.00	9.00	1.00	1.00	0.00	44.00	45.20
1700 - 1715	0	0	28	8	4	0	0	0	40	40.00
1715 - 1730	0	4	48	8	4	0	0	0	64	61.60
1730 - 1745	0	4	28	12	8	0	0	0	52	49.60
1745 - 1800	0	0	32	8	4	0	0	0	44	44.00
Hourly Total	0	8	136	36	20	0	0	0	200	195.20
Hourly Average	0.00	2.00	34.00	9.00	5.00	0.00	0.00	0.00	50.00	48.80
1800 - 1815	0	0	40	16	4	0	0	0	60	60.00
1815 - 1830	0	0	48	8	0	0	0	0	56	56.00
1830 - 1845	0	0	72	20	0	0	0	0	92	92.00
1845 - 1900	0	0	36	24	0	0	0	0	60	60.00
Hourly Total	0	0	196	68	4	0	0	0	268	268.00
Hourly Average	0.00	0.00	49.00	17.00	1.00	0.00	0.00	0.00	67.00	67.00
PM Session Total	0	16	536	144	76	20	4	0	796	801.60
PM Session Average	0.00	1.00	33.50	9.00	4.75	1.25	0.25	0.00	49.75	50.10

Movement 5.1: Left from A219 Wimbledon Hill Road (North) to B235 Alexandra Road									Traffic Mix	
TIME	P/CYCLE	M/CYCLE	CAR	TAXI	LGV	OGV1	OGV2	BUS/COACH	TOTAL	PCU TOTAL
1500 - 1515	0.00	0.00	0.64	0.14	0.14	0.07	0.00	0.00	1	1.04
1515 - 1530	0.00	0.00	0.86	0.00	0.07	0.07	0.00	0.00	1	1.04
1530 - 1545	0.00	0.00	0.33	0.00	0.33	0.33	0.00	0.00	1	1.17
1545 - 1600	0.00	0.14	0.29	0.43	0.00	0.14	0.00	0.00	1	0.99
Hourly Total	0.00	0.14	2.12	0.57	0.55	0.62	0.00	0.00	4	4.22
Hourly Average	0.00	0.04	0.53	0.14	0.14	0.15	0.00	0.00	1.00	1.06
1600 - 1615	0.00	0.00	0.70	0.00	0.10	0.10	0.10	0.00	1	1.18
1615 - 1630	0.00	0.00	0.71	0.14	0.14	0.00	0.00	0.00	1	1.00
1630 - 1645	0.00	0.10	0.40	0.10	0.40	0.00	0.00	0.00	1	0.94
1645 - 1700	0.00	0.00	0.60	0.20	0.20	0.00	0.00	0.00	1	1.00
Hourly Total	0.00	0.10	2.41	0.44	0.84	0.10	0.10	0.00	4	4.12
Hourly Average	0.00	0.03	0.60	0.11	0.21	0.03	0.03	0.00	1.00	1.03
1700 - 1715	0.00	0.00	0.70	0.20	0.10	0.00	0.00	0.00	1	1.00
1715 - 1730	0.00	0.06	0.75	0.13	0.06	0.00	0.00	0.00	1	0.96
1730 - 1745	0.00	0.08	0.54	0.23	0.15	0.00	0.00	0.00	1	0.95
1745 - 1800	0.00	0.00	0.73	0.18	0.09	0.00	0.00	0.00	1	1.00
Hourly Total	0.00	0.14	2.72	0.74	0.41	0.00	0.00	0.00	4	3.92
Hourly Average	0.00	0.03	0.68	0.18	0.10	0.00	0.00	0.00	1.00	0.98
1800 - 1815	0.00	0.00	0.67	0.27	0.07	0.00	0.00	0.00	1	1.00
1815 - 1830	0.00	0.00	0.86	0.14	0.00	0.00	0.00	0.00	1	1.00
1830 - 1845	0.00	0.00	0.78	0.22	0.00	0.00	0.00	0.00	1	1.00
1845 - 1900	0.00	0.00	0.60	0.40	0.00	0.00	0.00	0.00	1	1.00
Hourly Total	0.00	0.00	2.91	1.03	0.07	0.00	0.00	0.00	4	4.00
Hourly Average	0.00	0.00	0.73	0.26	0.02	0.00	0.00	0.00	1.00	1.00
PM Session Total	0.00	0.38	10.16	2.78	1.86	0.72	0.10	0.00	16.00	16.26
PM Session Average	0.00	0.02	0.63	0.17	0.12	0.04	0.01	0.00	1.00	1.02

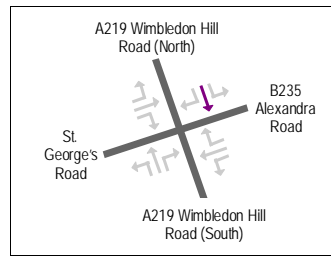
Wimbledon Town Centre Survey  
Traffic Count Survey

Site 5 of 8

A219 Wimbledon Hill Road  
B235 Alexandra Road  
St. George's Road

Date

Wednesday, 13th October 2004  
0700 - 1000 (AM Peak)



Movement 5.2: Southbound on A219 Wimbledon Hill Road									Original Data	
TIME	P/CYCLE	M/CYCLE	CAR	TAXI	LGV	OGV1	OGV2	BUS/COACH	TOTAL	PCU TOTAL
0700 - 0715	3	1	57	0	12	1	0	14	88	99.50
0715 - 0730	2	4	62	2	12	3	0	16	101	114.50
0730 - 0745	0	3	67	5	12	5	0	14	106	120.70
0745 - 0800	0	3	69	6	16	4	0	10	108	118.20
Hourly Total	5	11	255	13	52	13	0	54	403	452.90
Hourly Average	1.25	2.75	63.75	3.25	13.00	3.25	0.00	13.50	100.75	113.23
0800 - 0815	0	4	94	5	7	4	0	13	127	139.60
0815 - 0830	2	2	96	4	3	3	0	9	119	126.70
0830 - 0845	0	7	99	7	11	3	0	8	135	140.30
0845 - 0900	0	6	98	3	9	4	0	15	135	148.40
Hourly Total	2	19	387	19	30	14	0	45	516	555.00
Hourly Average	0.50	4.75	96.75	4.75	7.50	3.50	0.00	11.25	129.00	138.75
0900 - 0915	5	5	95	5	6	3	2	12	133	142.10
0915 - 0930	4	5	83	4	8	1	0	13	118	125.30
0930 - 0945	3	3	74	4	18	2	0	14	118	128.80
0945 - 1000	3	6	74	5	16	2	0	9	115	119.00
Hourly Total	15	19	326	18	48	8	2	48	484	515.20
Hourly Average	3.75	4.75	81.50	4.50	12.00	2.00	0.50	12.00	121.00	128.80
AM Session Total	22	49	968	50	130	35	2	147	1403	1523.10
AM Session Average	1.83	4.08	80.67	4.17	10.83	2.92	0.17	12.25	116.92	126.93

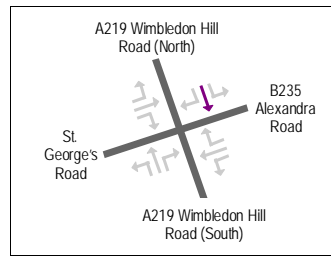
Movement 5.2: Southbound on A219 Wimbledon Hill Road									Flow in Vehicles / Hour	
TIME	P/CYCLE	M/CYCLE	CAR	TAXI	LGV	OGV1	OGV2	BUS/COACH	TOTAL	PCU TOTAL
0700 - 0715	12	4	228	0	48	4	0	56	352	398.00
0715 - 0730	8	16	248	8	48	12	0	64	404	458.00
0730 - 0745	0	12	268	20	48	20	0	56	424	482.80
0745 - 0800	0	12	276	24	64	16	0	40	432	472.80
Hourly Total	20	44	1020	52	208	52	0	216	1612	1811.60
Hourly Average	5.00	11.00	255.00	13.00	52.00	13.00	0.00	54.00	403.00	452.90
0800 - 0815	0	16	376	20	28	16	0	52	508	558.40
0815 - 0830	8	8	384	16	12	12	0	36	476	506.80
0830 - 0845	0	28	396	28	44	12	0	32	540	561.20
0845 - 0900	0	24	392	12	36	16	0	60	540	593.60
Hourly Total	8	76	1548	76	120	56	0	180	2064	2220.00
Hourly Average	2.00	19.00	387.00	19.00	30.00	14.00	0.00	45.00	516.00	555.00
0900 - 0915	20	20	380	20	24	12	8	48	532	588.40
0915 - 0930	16	20	332	16	32	4	0	52	472	501.20
0930 - 0945	12	12	296	16	72	8	0	56	472	515.20
0945 - 1000	12	24	296	20	64	8	0	36	460	476.00
Hourly Total	60	76	1304	72	192	32	8	192	1936	2060.80
Hourly Average	15.00	19.00	326.00	18.00	48.00	8.00	2.00	48.00	484.00	515.20
AM Session Total	88	196	3872	200	520	140	8	588	5612	6092.40
AM Session Average	7.33	16.33	322.67	16.67	43.33	11.67	0.67	49.00	467.67	507.70

Movement 5.2: Southbound on A219 Wimbledon Hill Road									Traffic Mix	
TIME	P/CYCLE	M/CYCLE	CAR	TAXI	LGV	OGV1	OGV2	BUS/COACH	TOTAL	PCU TOTAL
0700 - 0715	0.03	0.01	0.65	0.00	0.14	0.01	0.00	0.16	1	1.13
0715 - 0730	0.02	0.04	0.61	0.02	0.12	0.03	0.00	0.16	1	1.13
0730 - 0745	0.00	0.03	0.63	0.05	0.11	0.05	0.00	0.13	1	1.14
0745 - 0800	0.00	0.03	0.64	0.06	0.15	0.04	0.00	0.09	1	1.09
Hourly Total	0.05	0.11	2.53	0.12	0.52	0.13	0.00	0.54	4	4.50
Hourly Average	0.01	0.03	0.63	0.03	0.13	0.03	0.00	0.14	1.00	1.12
0800 - 0815	0.00	0.03	0.74	0.04	0.06	0.03	0.00	0.10	1	1.10
0815 - 0830	0.02	0.02	0.81	0.03	0.03	0.03	0.00	0.08	1	1.06
0830 - 0845	0.00	0.05	0.73	0.05	0.08	0.02	0.00	0.06	1	1.04
0845 - 0900	0.00	0.04	0.73	0.02	0.07	0.03	0.00	0.11	1	1.10
Hourly Total	0.02	0.14	3.01	0.15	0.23	0.11	0.00	0.35	4	4.30
Hourly Average	0.00	0.04	0.75	0.04	0.06	0.03	0.00	0.09	1.00	1.08
0900 - 0915	0.04	0.04	0.71	0.04	0.05	0.02	0.02	0.09	1	1.07
0915 - 0930	0.03	0.04	0.70	0.03	0.07	0.01	0.00	0.11	1	1.06
0930 - 0945	0.03	0.03	0.63	0.03	0.15	0.02	0.00	0.12	1	1.09
0945 - 1000	0.03	0.05	0.64	0.04	0.14	0.02	0.00	0.08	1	1.03
Hourly Total	0.12	0.16	2.69	0.15	0.40	0.07	0.02	0.40	4	4.26
Hourly Average	0.03	0.04	0.67	0.04	0.10	0.02	0.00	0.10	1.00	1.06
AM Session Total	0.19	0.41	8.23	0.42	1.15	0.30	0.02	1.29	12	13.06
AM Session Average	0.02	0.03	0.69	0.03	0.10	0.02	0.00	0.11	1.00	1.09

Wimbledon Town Centre Survey  
Traffic Count Survey

Site 5 of 8  
A219 Wimbledon Hill Road  
B235 Alexandra Road  
St. George's Road

Date  
Wednesday, 13th October 2004  
1130 - 1430 (Inler Peak)



Movement 5.2: Southbound on A219 Wimbledon Hill Road									Original Data	
TIME	P/CYCLE	M/CYCLE	CAR	TAXI	LGV	OGV1	OGV2	BUS/COACH	TOTAL	PCU TOTAL
1130 - 1145	2	3	78	2	23	3	0	8	119	125.10
1145 - 1200	1	1	61	1	25	2	1	14	106	120.90
1200 - 1215	2	2	72	4	19	7	1	15	122	139.00
1215 - 1230	1	4	68	4	31	6	1	13	128	142.10
<b>Hourly Total</b>	<b>6</b>	<b>10</b>	<b>279</b>	<b>11</b>	<b>98</b>	<b>18</b>	<b>3</b>	<b>50</b>	<b>475</b>	<b>527.10</b>
<b>Hourly Average</b>	<b>1.50</b>	<b>2.50</b>	<b>69.75</b>	<b>2.75</b>	<b>24.50</b>	<b>4.50</b>	<b>0.75</b>	<b>12.50</b>	<b>118.75</b>	<b>131.78</b>
1230 - 1245	5	3	31	4	23	4	0	10	80	86.20
1245 - 1300	3	5	58	5	19	2	0	15	107	117.60
1300 - 1315	4	5	79	7	18	6	1	9	129	136.10
1315 - 1330	3	1	78	5	24	4	2	11	128	140.60
<b>Hourly Total</b>	<b>15</b>	<b>14</b>	<b>246</b>	<b>21</b>	<b>84</b>	<b>16</b>	<b>3</b>	<b>45</b>	<b>444</b>	<b>480.50</b>
<b>Hourly Average</b>	<b>3.75</b>	<b>3.50</b>	<b>61.50</b>	<b>5.25</b>	<b>21.00</b>	<b>4.00</b>	<b>0.75</b>	<b>11.25</b>	<b>111.00</b>	<b>120.13</b>
1330 - 1345	1	3	78	2	18	3	1	12	118	130.20
1345 - 1400	2	4	50	3	14	6	0	12	91	102.00
1400 - 1415	2	1	68	2	14	4	0	10	101	110.80
1415 - 1430	2	0	79	3	27	2	0	11	124	134.40
<b>Hourly Total</b>	<b>7</b>	<b>8</b>	<b>275</b>	<b>10</b>	<b>73</b>	<b>15</b>	<b>1</b>	<b>45</b>	<b>434</b>	<b>477.40</b>
<b>Hourly Average</b>	<b>1.75</b>	<b>2.00</b>	<b>68.75</b>	<b>2.50</b>	<b>18.25</b>	<b>3.75</b>	<b>0.25</b>	<b>11.25</b>	<b>108.50</b>	<b>119.35</b>
<b>Inter Session Total</b>	<b>28</b>	<b>32</b>	<b>800</b>	<b>42</b>	<b>255</b>	<b>49</b>	<b>7</b>	<b>140</b>	<b>1353</b>	<b>1485.00</b>
<b>Inter Session Average</b>	<b>2.33</b>	<b>2.67</b>	<b>66.67</b>	<b>3.50</b>	<b>21.25</b>	<b>4.08</b>	<b>0.58</b>	<b>11.67</b>	<b>112.75</b>	<b>123.75</b>

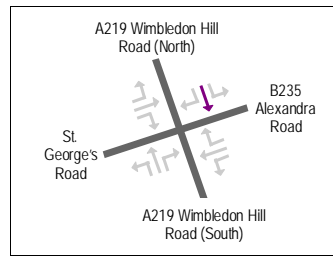
Movement 5.2: Southbound on A219 Wimbledon Hill Road									Flow in Vehicles / Hour	
TIME	P/CYCLE	M/CYCLE	CAR	TAXI	LGV	OGV1	OGV2	BUS/COACH	TOTAL	PCU TOTAL
1130 - 1145	8	12	312	8	92	12	0	32	476	500.40
1145 - 1200	4	4	244	4	100	8	4	56	424	483.60
1200 - 1215	8	8	288	16	76	28	4	60	488	556.00
1215 - 1230	4	16	272	16	124	24	4	52	512	568.40
<b>Hourly Total</b>	<b>24</b>	<b>40</b>	<b>1116</b>	<b>44</b>	<b>392</b>	<b>72</b>	<b>12</b>	<b>200</b>	<b>1900</b>	<b>2108.40</b>
<b>Hourly Average</b>	<b>6.00</b>	<b>10.00</b>	<b>279.00</b>	<b>11.00</b>	<b>98.00</b>	<b>18.00</b>	<b>3.00</b>	<b>50.00</b>	<b>475.00</b>	<b>527.10</b>
1230 - 1245	20	12	124	16	92	16	0	40	320	344.80
1245 - 1300	12	20	232	20	76	8	0	60	428	470.40
1300 - 1315	16	20	316	28	72	24	4	36	516	544.40
1315 - 1330	12	4	312	20	96	16	8	44	512	562.40
<b>Hourly Total</b>	<b>60</b>	<b>56</b>	<b>984</b>	<b>84</b>	<b>336</b>	<b>64</b>	<b>12</b>	<b>180</b>	<b>1776</b>	<b>1922.00</b>
<b>Hourly Average</b>	<b>15.00</b>	<b>14.00</b>	<b>246.00</b>	<b>21.00</b>	<b>84.00</b>	<b>16.00</b>	<b>3.00</b>	<b>45.00</b>	<b>444.00</b>	<b>480.50</b>
1330 - 1345	4	12	312	8	72	12	4	48	472	520.80
1345 - 1400	8	16	200	12	56	24	0	48	364	408.00
1400 - 1415	8	4	272	8	56	16	0	40	404	443.20
1415 - 1430	8	0	316	12	108	8	0	44	496	537.60
<b>Hourly Total</b>	<b>28</b>	<b>32</b>	<b>1100</b>	<b>40</b>	<b>292</b>	<b>60</b>	<b>4</b>	<b>180</b>	<b>1736</b>	<b>1909.60</b>
<b>Hourly Average</b>	<b>7.00</b>	<b>8.00</b>	<b>275.00</b>	<b>10.00</b>	<b>73.00</b>	<b>15.00</b>	<b>1.00</b>	<b>45.00</b>	<b>434.00</b>	<b>477.40</b>
<b>Inter Session Total</b>	<b>112</b>	<b>128</b>	<b>3200</b>	<b>168</b>	<b>1020</b>	<b>196</b>	<b>28</b>	<b>560</b>	<b>5412</b>	<b>5940.00</b>
<b>Inter Session Average</b>	<b>9.33</b>	<b>10.67</b>	<b>266.67</b>	<b>14.00</b>	<b>85.00</b>	<b>16.33</b>	<b>2.33</b>	<b>46.67</b>	<b>451.00</b>	<b>495.00</b>

Movement 5.2: Southbound on A219 Wimbledon Hill Road									Traffic Mix	
TIME	P/CYCLE	M/CYCLE	CAR	TAXI	LGV	OGV1	OGV2	BUS/COACH	TOTAL	PCU TOTAL
1130 - 1145	0.02	0.03	0.66	0.02	0.19	0.03	0.00	0.07	1	1.05
1145 - 1200	0.01	0.01	0.58	0.01	0.24	0.02	0.01	0.13	1	1.14
1200 - 1215	0.02	0.02	0.59	0.03	0.16	0.06	0.01	0.12	1	1.14
1215 - 1230	0.01	0.03	0.53	0.03	0.24	0.05	0.01	0.10	1	1.11
<b>Hourly Total</b>	<b>0.05</b>	<b>0.08</b>	<b>2.35</b>	<b>0.09</b>	<b>0.83</b>	<b>0.15</b>	<b>0.03</b>	<b>0.42</b>	<b>4</b>	<b>4.44</b>
<b>Hourly Average</b>	<b>0.01</b>	<b>0.02</b>	<b>0.59</b>	<b>0.02</b>	<b>0.21</b>	<b>0.04</b>	<b>0.01</b>	<b>0.11</b>	<b>1.00</b>	<b>1.11</b>
1230 - 1245	0.06	0.04	0.39	0.05	0.29	0.05	0.00	0.13	1	1.08
1245 - 1300	0.03	0.05	0.54	0.05	0.18	0.02	0.00	0.14	1	1.10
1300 - 1315	0.03	0.04	0.61	0.05	0.14	0.05	0.01	0.07	1	1.06
1315 - 1330	0.02	0.01	0.61	0.04	0.19	0.03	0.02	0.09	1	1.10
<b>Hourly Total</b>	<b>0.14</b>	<b>0.13</b>	<b>2.15</b>	<b>0.19</b>	<b>0.79</b>	<b>0.15</b>	<b>0.02</b>	<b>0.42</b>	<b>4</b>	<b>4.33</b>
<b>Hourly Average</b>	<b>0.04</b>	<b>0.03</b>	<b>0.54</b>	<b>0.05</b>	<b>0.20</b>	<b>0.04</b>	<b>0.01</b>	<b>0.11</b>	<b>1.00</b>	<b>1.08</b>
1330 - 1345	0.01	0.03	0.66	0.02	0.15	0.03	0.01	0.10	1	1.10
1345 - 1400	0.02	0.04	0.55	0.03	0.15	0.07	0.00	0.13	1	1.12
1400 - 1415	0.02	0.01	0.67	0.02	0.14	0.04	0.00	0.10	1	1.10
1415 - 1430	0.02	0.00	0.64	0.02	0.22	0.02	0.00	0.09	1	1.08
<b>Hourly Total</b>	<b>0.07</b>	<b>0.08</b>	<b>2.52</b>	<b>0.09</b>	<b>0.66</b>	<b>0.15</b>	<b>0.01</b>	<b>0.42</b>	<b>4</b>	<b>4.41</b>
<b>Hourly Average</b>	<b>0.02</b>	<b>0.02</b>	<b>0.63</b>	<b>0.02</b>	<b>0.17</b>	<b>0.04</b>	<b>0.00</b>	<b>0.11</b>	<b>1.00</b>	<b>1.10</b>
<b>Inter Session Total</b>	<b>0.26</b>	<b>0.29</b>	<b>7.02</b>	<b>0.37</b>	<b>2.28</b>	<b>0.44</b>	<b>0.06</b>	<b>1.27</b>	<b>12</b>	<b>13.18</b>
<b>Inter Session Average</b>	<b>0.02</b>	<b>0.02</b>	<b>0.59</b>	<b>0.03</b>	<b>0.19</b>	<b>0.04</b>	<b>0.00</b>	<b>0.11</b>	<b>1.00</b>	<b>1.10</b>

Wimbledon Town Centre Survey  
Traffic Count Survey

Site 5 of 8  
A219 Wimbledon Hill Road  
B235 Alexandra Road  
St. George's Road

Date  
Wednesday, 13th October 2004  
1500 - 1900 (PM Peak)



Movement 5.2: Southbound on A219 Wimbledon Hill Road									Original Data	
TIME	P/CYCLE	M/CYCLE	CAR	TAXI	LGV	OGV1	OGV2	BUS/COACH	TOTAL	PCU TOTAL
1500 - 1515	3	2	94	4	19	2	0	14	138	149.40
1515 - 1530	0	3	74	2	19	4	0	14	116	130.20
1530 - 1545	3	3	65	5	12	6	0	7	101	106.80
1545 - 1600	2	5	48	4	9	1	0	9	78	82.90
<b>Hourly Total</b>	<b>8</b>	<b>13</b>	<b>281</b>	<b>15</b>	<b>59</b>	<b>13</b>	<b>0</b>	<b>44</b>	<b>433</b>	<b>469.30</b>
<b>Hourly Average</b>	<b>2.00</b>	<b>3.25</b>	<b>70.25</b>	<b>3.75</b>	<b>14.75</b>	<b>3.25</b>	<b>0.00</b>	<b>11.00</b>	<b>108.25</b>	<b>117.33</b>
1600 - 1615	0	3	71	8	13	1	1	13	110	123.00
1615 - 1630	3	10	76	2	22	1	0	9	123	124.10
1630 - 1645	3	6	81	2	21	0	0	8	121	123.00
1645 - 1700	0	8	73	6	31	4	0	11	133	141.20
<b>Hourly Total</b>	<b>6</b>	<b>27</b>	<b>301</b>	<b>18</b>	<b>87</b>	<b>6</b>	<b>1</b>	<b>41</b>	<b>487</b>	<b>511.30</b>
<b>Hourly Average</b>	<b>1.50</b>	<b>6.75</b>	<b>75.25</b>	<b>4.50</b>	<b>21.75</b>	<b>1.50</b>	<b>0.25</b>	<b>10.25</b>	<b>121.75</b>	<b>127.83</b>
1700 - 1715	1	4	78	1	15	1	1	6	107	111.60
1715 - 1730	4	9	90	6	12	2	1	15	139	147.70
1730 - 1745	0	6	87	6	7	1	0	9	116	121.90
1745 - 1800	0	13	73	4	9	1	0	16	116	124.70
<b>Hourly Total</b>	<b>5</b>	<b>32</b>	<b>328</b>	<b>17</b>	<b>43</b>	<b>5</b>	<b>2</b>	<b>46</b>	<b>478</b>	<b>505.90</b>
<b>Hourly Average</b>	<b>1.25</b>	<b>8.00</b>	<b>82.00</b>	<b>4.25</b>	<b>10.75</b>	<b>1.25</b>	<b>0.50</b>	<b>11.50</b>	<b>119.50</b>	<b>126.48</b>
1800 - 1815	5	12	102	2	10	1	0	8	140	137.30
1815 - 1830	2	12	75	8	13	2	0	14	126	132.20
1830 - 1845	2	9	96	6	8	1	0	8	130	131.50
1845 - 1900	3	9	86	5	6	0	1	12	122	127.50
<b>Hourly Total</b>	<b>12</b>	<b>42</b>	<b>359</b>	<b>21</b>	<b>37</b>	<b>4</b>	<b>1</b>	<b>42</b>	<b>518</b>	<b>528.50</b>
<b>Hourly Average</b>	<b>3.00</b>	<b>10.50</b>	<b>89.75</b>	<b>5.25</b>	<b>9.25</b>	<b>1.00</b>	<b>0.25</b>	<b>10.50</b>	<b>129.50</b>	<b>132.13</b>
<b>PM Session Total</b>	<b>31</b>	<b>114</b>	<b>1269</b>	<b>71</b>	<b>226</b>	<b>28</b>	<b>4</b>	<b>173</b>	<b>1916</b>	<b>2015.00</b>
<b>PM Session Average</b>	<b>1.94</b>	<b>7.13</b>	<b>79.31</b>	<b>4.44</b>	<b>14.13</b>	<b>1.75</b>	<b>0.25</b>	<b>10.81</b>	<b>119.75</b>	<b>125.94</b>

Movement 5.2: Southbound on A219 Wimbledon Hill Road									Flow in Vehicles / Hour	
TIME	P/CYCLE	M/CYCLE	CAR	TAXI	LGV	OGV1	OGV2	BUS/COACH	TOTAL	PCU TOTAL
1500 - 1515	12	8	376	16	76	8	0	56	552	597.60
1515 - 1530	0	12	296	8	76	16	0	56	464	520.80
1530 - 1545	12	12	260	20	48	24	0	28	404	427.20
1545 - 1600	8	20	192	16	36	4	0	36	312	331.60
<b>Hourly Total</b>	<b>32</b>	<b>52</b>	<b>1124</b>	<b>60</b>	<b>236</b>	<b>52</b>	<b>0</b>	<b>176</b>	<b>1732</b>	<b>1877.20</b>
<b>Hourly Average</b>	<b>8.00</b>	<b>13.00</b>	<b>281.00</b>	<b>15.00</b>	<b>59.00</b>	<b>13.00</b>	<b>0.00</b>	<b>44.00</b>	<b>433.00</b>	<b>469.30</b>
1600 - 1615	0	12	284	32	52	4	4	52	440	492.00
1615 - 1630	12	40	304	8	88	4	0	36	492	496.40
1630 - 1645	12	24	324	8	84	0	0	32	484	492.00
1645 - 1700	0	32	292	24	124	16	0	44	532	564.80
<b>Hourly Total</b>	<b>24</b>	<b>108</b>	<b>1204</b>	<b>72</b>	<b>348</b>	<b>24</b>	<b>4</b>	<b>164</b>	<b>1948</b>	<b>2045.20</b>
<b>Hourly Average</b>	<b>6.00</b>	<b>27.00</b>	<b>301.00</b>	<b>18.00</b>	<b>87.00</b>	<b>6.00</b>	<b>1.00</b>	<b>41.00</b>	<b>487.00</b>	<b>511.30</b>
1700 - 1715	4	16	312	4	60	4	4	24	428	446.40
1715 - 1730	16	36	360	24	48	8	4	60	556	590.80
1730 - 1745	0	24	348	24	28	4	0	36	464	487.60
1745 - 1800	0	52	292	16	36	4	0	64	464	498.80
<b>Hourly Total</b>	<b>20</b>	<b>128</b>	<b>1312</b>	<b>68</b>	<b>172</b>	<b>20</b>	<b>8</b>	<b>184</b>	<b>1912</b>	<b>2023.60</b>
<b>Hourly Average</b>	<b>5.00</b>	<b>32.00</b>	<b>328.00</b>	<b>17.00</b>	<b>43.00</b>	<b>5.00</b>	<b>2.00</b>	<b>46.00</b>	<b>478.00</b>	<b>505.90</b>
1800 - 1815	20	48	408	8	40	4	0	32	560	549.20
1815 - 1830	8	48	300	32	52	8	0	56	504	528.80
1830 - 1845	8	36	384	24	32	4	0	32	520	526.00
1845 - 1900	12	36	344	20	24	0	4	48	488	510.00
<b>Hourly Total</b>	<b>48</b>	<b>168</b>	<b>1436</b>	<b>84</b>	<b>148</b>	<b>16</b>	<b>4</b>	<b>168</b>	<b>2072</b>	<b>2114.00</b>
<b>Hourly Average</b>	<b>12.00</b>	<b>42.00</b>	<b>359.00</b>	<b>21.00</b>	<b>37.00</b>	<b>4.00</b>	<b>1.00</b>	<b>42.00</b>	<b>518.00</b>	<b>528.50</b>
<b>PM Session Total</b>	<b>124</b>	<b>456</b>	<b>5076</b>	<b>284</b>	<b>904</b>	<b>112</b>	<b>16</b>	<b>692</b>	<b>7664</b>	<b>8060.00</b>
<b>PM Session Average</b>	<b>7.75</b>	<b>28.50</b>	<b>317.25</b>	<b>17.75</b>	<b>56.50</b>	<b>7.00</b>	<b>1.00</b>	<b>43.25</b>	<b>479.00</b>	<b>503.75</b>

Movement 5.2: Southbound on A219 Wimbledon Hill Road									Traffic Mix	
TIME	P/CYCLE	M/CYCLE	CAR	TAXI	LGV	OGV1	OGV2	BUS/COACH	TOTAL	PCU TOTAL
1500 - 1515	0.02	0.01	0.68	0.03	0.14	0.01	0.00	0.10	1	1.08
1515 - 1530	0.00	0.03	0.64	0.02	0.16	0.03	0.00	0.12	1	1.12
1530 - 1545	0.03	0.03	0.64	0.05	0.12	0.06	0.00	0.07	1	1.06
1545 - 1600	0.03	0.06	0.62	0.05	0.12	0.01	0.00	0.12	1	1.06
<b>Hourly Total</b>	<b>0.08</b>	<b>0.13</b>	<b>2.58</b>	<b>0.15</b>	<b>0.54</b>	<b>0.12</b>	<b>0.00</b>	<b>0.41</b>	<b>4</b>	<b>4.33</b>
<b>Hourly Average</b>	<b>0.02</b>	<b>0.03</b>	<b>0.64</b>	<b>0.04</b>	<b>0.13</b>	<b>0.03</b>	<b>0.00</b>	<b>0.10</b>	<b>1.00</b>	<b>1.08</b>
1600 - 1615	0.00	0.03	0.65	0.07	0.12	0.01	0.01	0.12	1	1.12
1615 - 1630	0.02	0.08	0.62	0.02	0.18	0.01	0.00	0.07	1	1.01
1630 - 1645	0.02	0.05	0.67	0.02	0.17	0.00	0.00	0.07	1	1.02
1645 - 1700	0.00	0.06	0.55	0.05	0.23	0.03	0.00	0.08	1	1.06
<b>Hourly Total</b>	<b>0.05</b>	<b>0.22</b>	<b>2.48</b>	<b>0.15</b>	<b>0.70</b>	<b>0.05</b>	<b>0.01</b>	<b>0.34</b>	<b>4</b>	<b>4.21</b>
<b>Hourly Average</b>	<b>0.01</b>	<b>0.05</b>	<b>0.62</b>	<b>0.04</b>	<b>0.18</b>	<b>0.01</b>	<b>0.00</b>	<b>0.09</b>	<b>1.00</b>	<b>1.05</b>
1700 - 1715	0.01	0.04	0.73	0.01	0.14	0.01	0.01	0.06	1	1.04
1715 - 1730	0.03	0.06	0.65	0.04	0.09	0.01	0.01	0.11	1	1.06
1730 - 1745	0.00	0.05	0.75	0.05	0.06	0.01	0.00	0.08	1	1.05
1745 - 1800	0.00	0.11	0.63	0.03	0.08	0.01	0.00	0.14	1	1.08
<b>Hourly Total</b>	<b>0.04</b>	<b>0.27</b>	<b>2.76</b>	<b>0.14</b>	<b>0.36</b>	<b>0.04</b>	<b>0.02</b>	<b>0.38</b>	<b>4</b>	<b>4.23</b>
<b>Hourly Average</b>	<b>0.01</b>	<b>0.07</b>	<b>0.69</b>	<b>0.03</b>	<b>0.09</b>	<b>0.01</b>	<b>0.00</b>	<b>0.09</b>	<b>1.00</b>	<b>1.06</b>
1800 - 1815	0.04	0.09	0.73	0.01	0.07	0.01	0.00	0.06	1	0.98
1815 - 1830	0.02	0.10	0.60	0.06	0.10	0.02	0.00	0.11	1	1.05
1830 - 1845	0.02	0.07	0.74	0.05	0.06	0.01	0.00	0.06	1	1.01
1845 - 1900	0.02	0.07	0.70	0.04	0.05	0.00	0.01	0.10	1	1.05
<b>Hourly Total</b>	<b>0.09</b>	<b>0.32</b>	<b>2.77</b>	<b>0.16</b>	<b>0.29</b>	<b>0.03</b>	<b>0.01</b>	<b>0.33</b>	<b>4</b>	<b>4.09</b>
<b>Hourly Average</b>	<b>0.02</b>	<b>0.08</b>	<b>0.69</b>	<b>0.04</b>	<b>0.07</b>	<b>0.01</b>	<b>0.00</b>	<b>0.08</b>	<b>1.00</b>	<b>1.02</b>
<b>PM Session Total</b>	<b>0.26</b>	<b>0.94</b>	<b>10.58</b>	<b>0.60</b>	<b>1.89</b>	<b>0.24</b>	<b>0.03</b>	<b>1.45</b>	<b>16.00</b>	<b>16.85</b>
<b>PM Session Average</b>	<b>0.02</b>	<b>0.06</b>	<b>0.66</b>	<b>0.04</b>	<b>0.12</b>	<b>0.02</b>	<b>0.00</b>	<b>0.09</b>	<b>1.00</b>	<b>1.05</b>







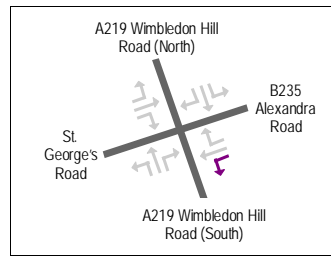


Wimbledon Town Centre Survey  
Traffic Count Survey

Site 5 of 8

A219 Wimbledon Hill Road  
B235 Alexandra Road  
St. George's Road

Date  
Wednesday, 13th October 2004  
0700 - 1000 (AM Peak)



TIME	Movement 5.4: Left from B235 Alexandra Road to A219 Wimbledon Hill Road (South)								Original Data	
	P/CYCLE	M/CYCLE	CAR	TAXI	LGV	OGV1	OGV2	BUS/COACH	TOTAL	PCU TOTAL
0700 - 0715	0	0	3	1	0	2	0	2	8	11.00
0715 - 0730	0	0	7	0	2	1	0	2	12	14.50
0730 - 0745	0	0	5	0	1	1	0	0	7	7.50
0745 - 0800	1	0	9	0	2	2	1	2	17	20.50
Hourly Total	1	0	24	1	5	6	1	6	44	53.50
Hourly Average	0.25	0.00	6.00	0.25	1.25	1.50	0.25	1.50	11.00	13.38
0800 - 0815	0	0	6	2	2	3	0	0	13	14.50
0815 - 0830	0	0	5	0	3	0	0	2	10	12.00
0830 - 0845	0	0	14	0	3	0	0	2	19	21.00
0845 - 0900	0	0	13	0	3	1	0	1	18	19.50
Hourly Total	0	0	38	2	11	4	0	5	60	67.00
Hourly Average	0.00	0.00	9.50	0.50	2.75	1.00	0.00	1.25	15.00	16.75
0900 - 0915	0	0	15	0	3	1	0	2	21	23.50
0915 - 0930	0	0	11	0	4	0	0	0	15	15.00
0930 - 0945	0	2	17	0	7	0	0	2	28	28.80
0945 - 1000	1	1	8	0	5	1	0	2	18	19.10
Hourly Total	1	3	51	0	19	2	0	6	82	86.40
Hourly Average	0.25	0.75	12.75	0.00	4.75	0.50	0.00	1.50	20.50	21.60

AM Session Total	2	3	113	3	35	12	1	17	186	206.90
AM Session Average	0.17	0.25	9.42	0.25	2.92	1.00	0.08	1.42	15.50	17.24

TIME	Movement 5.4: Left from B235 Alexandra Road to A219 Wimbledon Hill Road (South)								Flow in Vehicles / Hour	
	P/CYCLE	M/CYCLE	CAR	TAXI	LGV	OGV1	OGV2	BUS/COACH	TOTAL	PCU TOTAL
0700 - 0715	0	0	12	4	0	8	0	8	32	44.00
0715 - 0730	0	0	28	0	8	4	0	8	48	58.00
0730 - 0745	0	0	20	0	4	4	0	0	28	30.00
0745 - 0800	4	0	36	0	8	8	4	8	68	82.00
Hourly Total	4	0	96	4	20	24	4	24	176	214.00
Hourly Average	1.00	0.00	24.00	1.00	5.00	6.00	1.00	6.00	44.00	53.50
0800 - 0815	0	0	24	8	8	12	0	0	52	58.00
0815 - 0830	0	0	20	0	12	0	0	8	40	48.00
0830 - 0845	0	0	56	0	12	0	0	8	76	84.00
0845 - 0900	0	0	52	0	12	4	0	4	72	78.00
Hourly Total	0	0	152	8	44	16	0	20	240	268.00
Hourly Average	0.00	0.00	38.00	2.00	11.00	4.00	0.00	5.00	60.00	67.00
0900 - 0915	0	0	60	0	12	4	0	8	84	94.00
0915 - 0930	0	0	44	0	16	0	0	0	60	60.00
0930 - 0945	0	8	68	0	28	0	0	8	112	115.20
0945 - 1000	4	4	32	0	20	4	0	8	72	76.40
Hourly Total	4	12	204	0	76	8	0	24	328	345.60
Hourly Average	1.00	3.00	51.00	0.00	19.00	2.00	0.00	6.00	82.00	86.40

AM Session Total	8	12	452	12	140	48	4	68	744	827.60
AM Session Average	0.67	1.00	37.67	1.00	11.67	4.00	0.33	5.67	62.00	68.97

TIME	Movement 5.4: Left from B235 Alexandra Road to A219 Wimbledon Hill Road (South)								Traffic Mix	
	P/CYCLE	M/CYCLE	CAR	TAXI	LGV	OGV1	OGV2	BUS/COACH	TOTAL	PCU TOTAL
0700 - 0715	0.00	0.00	0.38	0.13	0.00	0.25	0.00	0.25	1	1.38
0715 - 0730	0.00	0.00	0.58	0.00	0.17	0.08	0.00	0.17	1	1.21
0730 - 0745	0.00	0.00	0.71	0.00	0.14	0.14	0.00	0.00	1	1.07
0745 - 0800	0.06	0.00	0.53	0.00	0.12	0.12	0.06	0.12	1	1.21
Hourly Total	0.06	0.00	2.20	0.13	0.43	0.59	0.06	0.53	4	4.86
Hourly Average	0.01	0.00	0.55	0.03	0.11	0.15	0.01	0.13	1.00	1.22
0800 - 0815	0.00	0.00	0.46	0.15	0.15	0.23	0.00	0.00	1	1.12
0815 - 0830	0.00	0.00	0.50	0.00	0.30	0.00	0.00	0.20	1	1.20
0830 - 0845	0.00	0.00	0.74	0.00	0.16	0.00	0.00	0.11	1	1.11
0845 - 0900	0.00	0.00	0.72	0.00	0.17	0.06	0.00	0.06	1	1.08
Hourly Total	0.00	0.00	2.42	0.15	0.78	0.29	0.00	0.36	4	4.50
Hourly Average	0.00	0.00	0.61	0.04	0.19	0.07	0.00	0.09	1.00	1.13
0900 - 0915	0.00	0.00	0.71	0.00	0.14	0.05	0.00	0.10	1	1.12
0915 - 0930	0.00	0.00	0.73	0.00	0.27	0.00	0.00	0.00	1	1.00
0930 - 0945	0.00	0.07	0.61	0.00	0.25	0.00	0.00	0.07	1	1.03
0945 - 1000	0.06	0.06	0.44	0.00	0.28	0.06	0.00	0.11	1	1.06
Hourly Total	0.06	0.13	2.50	0.00	0.94	0.10	0.00	0.28	4	4.21
Hourly Average	0.01	0.03	0.62	0.00	0.23	0.03	0.00	0.07	1.00	1.05

AM Session Total	0.11	0.13	7.12	0.28	2.14	0.98	0.06	1.17	12	13.57
AM Session Average	0.01	0.01	0.59	0.02	0.18	0.08	0.00	0.10	1.00	1.13

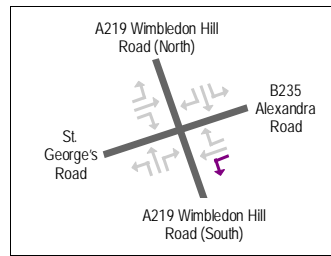
Wimbledon Town Centre Survey  
Traffic Count Survey

Site 5 of 8

A219 Wimbledon Hill Road  
B235 Alexandra Road  
St. George's Road

Date

Wednesday, 13th October 2004  
1130 - 1430 (Inter Peak)



TIME	Movement 5.4: Left from B235 Alexandra Road to A219 Wimbledon Hill Road (South)								Original Data	
	P/CYCLE	M/CYCLE	CAR	TAXI	LGV	OGV1	OGV2	BUS/COACH	TOTAL	PCU TOTAL
1130 - 1145	0	1	5	0	4	1	1	1	13	15.20
1145 - 1200	0	0	6	1	5	1	0	2	15	17.50
1200 - 1215	1	0	17	0	3	1	0	2	24	25.70
1215 - 1230	0	0	15	0	1	0	0	2	18	20.00
<b>Hourly Total</b>	<b>1</b>	<b>1</b>	<b>43</b>	<b>1</b>	<b>13</b>	<b>3</b>	<b>1</b>	<b>7</b>	<b>70</b>	<b>78.40</b>
<b>Hourly Average</b>	<b>0.25</b>	<b>0.25</b>	<b>10.75</b>	<b>0.25</b>	<b>3.25</b>	<b>0.75</b>	<b>0.25</b>	<b>1.75</b>	<b>17.50</b>	<b>19.60</b>
1230 - 1245	0	1	20	1	1	0	1	1	25	26.70
1245 - 1300	0	5	13	0	4	3	0	1	26	25.50
1300 - 1315	0	1	15	1	5	0	0	2	24	25.40
1315 - 1330	0	0	13	1	4	1	1	1	21	23.80
<b>Hourly Total</b>	<b>0</b>	<b>7</b>	<b>61</b>	<b>3</b>	<b>14</b>	<b>4</b>	<b>2</b>	<b>5</b>	<b>96</b>	<b>101.40</b>
<b>Hourly Average</b>	<b>0.00</b>	<b>1.75</b>	<b>15.25</b>	<b>0.75</b>	<b>3.50</b>	<b>1.00</b>	<b>0.50</b>	<b>1.25</b>	<b>24.00</b>	<b>25.35</b>
1330 - 1345	0	0	12	1	0	0	1	4	18	23.30
1345 - 1400	0	0	10	1	3	1	0	1	16	17.50
1400 - 1415	0	0	18	2	5	2	1	1	29	32.30
1415 - 1430	0	1	16	0	4	0	0	1	22	22.40
<b>Hourly Total</b>	<b>0</b>	<b>1</b>	<b>56</b>	<b>4</b>	<b>12</b>	<b>3</b>	<b>2</b>	<b>7</b>	<b>85</b>	<b>95.50</b>
<b>Hourly Average</b>	<b>0.00</b>	<b>0.25</b>	<b>14.00</b>	<b>1.00</b>	<b>3.00</b>	<b>0.75</b>	<b>0.50</b>	<b>1.75</b>	<b>21.25</b>	<b>23.88</b>

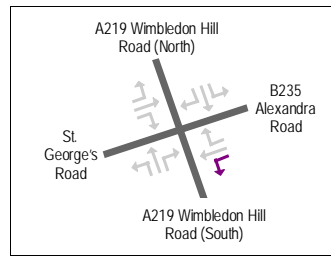
<b>Inter Session Total</b>	<b>1</b>	<b>9</b>	<b>160</b>	<b>8</b>	<b>39</b>	<b>10</b>	<b>5</b>	<b>19</b>	<b>251</b>	<b>275.30</b>
<b>Inter Session Average</b>	<b>0.08</b>	<b>0.75</b>	<b>13.33</b>	<b>0.67</b>	<b>3.25</b>	<b>0.83</b>	<b>0.42</b>	<b>1.58</b>	<b>20.92</b>	<b>22.94</b>

TIME	Movement 5.4: Left from B235 Alexandra Road to A219 Wimbledon Hill Road (South)								Flow in Vehicles / Hour	
	P/CYCLE	M/CYCLE	CAR	TAXI	LGV	OGV1	OGV2	BUS/COACH	TOTAL	PCU TOTAL
1130 - 1145	0	4	20	0	16	4	4	4	52	60.80
1145 - 1200	0	0	24	4	20	4	0	8	60	70.00
1200 - 1215	4	0	68	0	12	4	0	8	96	102.80
1215 - 1230	0	0	60	0	4	0	0	8	72	80.00
<b>Hourly Total</b>	<b>4</b>	<b>4</b>	<b>172</b>	<b>4</b>	<b>52</b>	<b>12</b>	<b>4</b>	<b>28</b>	<b>280</b>	<b>313.60</b>
<b>Hourly Average</b>	<b>1.00</b>	<b>1.00</b>	<b>43.00</b>	<b>1.00</b>	<b>13.00</b>	<b>3.00</b>	<b>1.00</b>	<b>7.00</b>	<b>70.00</b>	<b>78.40</b>
1230 - 1245	0	4	80	4	4	0	4	4	100	106.80
1245 - 1300	0	20	52	0	16	12	0	4	104	102.00
1300 - 1315	0	4	60	4	20	0	0	8	96	101.60
1315 - 1330	0	0	52	4	16	4	4	4	84	95.20
<b>Hourly Total</b>	<b>0</b>	<b>28</b>	<b>244</b>	<b>12</b>	<b>56</b>	<b>16</b>	<b>8</b>	<b>20</b>	<b>384</b>	<b>405.60</b>
<b>Hourly Average</b>	<b>0.00</b>	<b>7.00</b>	<b>61.00</b>	<b>3.00</b>	<b>14.00</b>	<b>4.00</b>	<b>2.00</b>	<b>5.00</b>	<b>96.00</b>	<b>101.40</b>
1330 - 1345	0	0	48	4	0	0	4	16	72	93.20
1345 - 1400	0	0	40	4	12	4	0	4	64	70.00
1400 - 1415	0	0	72	8	20	8	4	4	116	129.20
1415 - 1430	0	4	64	0	16	0	0	4	88	89.60
<b>Hourly Total</b>	<b>0</b>	<b>4</b>	<b>224</b>	<b>16</b>	<b>48</b>	<b>12</b>	<b>8</b>	<b>28</b>	<b>340</b>	<b>382.00</b>
<b>Hourly Average</b>	<b>0.00</b>	<b>1.00</b>	<b>56.00</b>	<b>4.00</b>	<b>12.00</b>	<b>3.00</b>	<b>2.00</b>	<b>7.00</b>	<b>85.00</b>	<b>95.50</b>

<b>Inter Session Total</b>	<b>4</b>	<b>36</b>	<b>640</b>	<b>32</b>	<b>156</b>	<b>40</b>	<b>20</b>	<b>76</b>	<b>1004</b>	<b>1101.20</b>
<b>Inter Session Average</b>	<b>0.33</b>	<b>3.00</b>	<b>53.33</b>	<b>2.67</b>	<b>13.00</b>	<b>3.33</b>	<b>1.67</b>	<b>6.33</b>	<b>83.67</b>	<b>91.77</b>

TIME	Movement 5.4: Left from B235 Alexandra Road to A219 Wimbledon Hill Road (South)								Traffic Mix	
	P/CYCLE	M/CYCLE	CAR	TAXI	LGV	OGV1	OGV2	BUS/COACH	TOTAL	PCU TOTAL
1130 - 1145	0.00	0.08	0.38	0.00	0.31	0.08	0.08	0.08	1	1.17
1145 - 1200	0.00	0.00	0.40	0.07	0.33	0.07	0.00	0.13	1	1.17
1200 - 1215	0.04	0.00	0.71	0.00	0.13	0.04	0.00	0.08	1	1.07
1215 - 1230	0.00	0.00	0.83	0.00	0.06	0.00	0.00	0.11	1	1.11
<b>Hourly Total</b>	<b>0.04</b>	<b>0.08</b>	<b>2.33</b>	<b>0.07</b>	<b>0.82</b>	<b>0.19</b>	<b>0.08</b>	<b>0.40</b>	<b>4</b>	<b>4.52</b>
<b>Hourly Average</b>	<b>0.01</b>	<b>0.02</b>	<b>0.58</b>	<b>0.02</b>	<b>0.21</b>	<b>0.05</b>	<b>0.02</b>	<b>0.10</b>	<b>1.00</b>	<b>1.13</b>
1230 - 1245	0.00	0.04	0.80	0.04	0.04	0.00	0.04	0.04	1	1.07
1245 - 1300	0.00	0.19	0.50	0.00	0.15	0.12	0.00	0.04	1	0.98
1300 - 1315	0.00	0.04	0.63	0.04	0.21	0.00	0.00	0.08	1	1.06
1315 - 1330	0.00	0.00	0.62	0.05	0.19	0.05	0.05	0.05	1	1.13
<b>Hourly Total</b>	<b>0.00</b>	<b>0.27</b>	<b>2.54</b>	<b>0.13</b>	<b>0.59</b>	<b>0.16</b>	<b>0.09</b>	<b>0.21</b>	<b>4</b>	<b>4.24</b>
<b>Hourly Average</b>	<b>0.00</b>	<b>0.07</b>	<b>0.64</b>	<b>0.03</b>	<b>0.15</b>	<b>0.04</b>	<b>0.02</b>	<b>0.05</b>	<b>1.00</b>	<b>1.06</b>
1330 - 1345	0.00	0.00	0.67	0.06	0.00	0.00	0.06	0.22	1	1.29
1345 - 1400	0.00	0.00	0.63	0.06	0.19	0.06	0.00	0.06	1	1.09
1400 - 1415	0.00	0.00	0.62	0.07	0.17	0.07	0.03	0.03	1	1.11
1415 - 1430	0.00	0.05	0.73	0.00	0.18	0.00	0.00	0.05	1	1.02
<b>Hourly Total</b>	<b>0.00</b>	<b>0.05</b>	<b>2.64</b>	<b>0.19</b>	<b>0.54</b>	<b>0.13</b>	<b>0.09</b>	<b>0.36</b>	<b>4</b>	<b>4.52</b>
<b>Hourly Average</b>	<b>0.00</b>	<b>0.01</b>	<b>0.66</b>	<b>0.05</b>	<b>0.14</b>	<b>0.03</b>	<b>0.02</b>	<b>0.09</b>	<b>1.00</b>	<b>1.13</b>

<b>Inter Session Total</b>	<b>0.04</b>	<b>0.40</b>	<b>7.51</b>	<b>0.38</b>	<b>1.96</b>	<b>0.48</b>	<b>0.25</b>	<b>0.98</b>	<b>12</b>	<b>13.28</b>
<b>Inter Session Average</b>	<b>0.00</b>	<b>0.03</b>	<b>0.63</b>	<b>0.03</b>	<b>0.16</b>	<b>0.04</b>	<b>0.02</b>	<b>0.08</b>	<b>1.00</b>	<b>1.11</b>



Movement 5.4: Left from B235 Alexandra Road to A219 Wimbledon Hill Road (South)									Original Data	
TIME	P/CYCLE	M/CYCLE	CAR	TAXI	LGV	OGV1	OGV2	BUS/COACH	TOTAL	PCU TOTAL
1500 - 1515	0	2	28	0	4	3	0	2	39	41.30
1515 - 1530	0	0	22	1	2	3	0	0	28	29.50
1530 - 1545	0	0	15	1	2	1	0	2	21	23.50
1545 - 1600	0	0	24	3	4	0	0	1	32	33.00
<b>Hourly Total</b>	<b>0</b>	<b>2</b>	<b>89</b>	<b>5</b>	<b>12</b>	<b>7</b>	<b>0</b>	<b>5</b>	<b>120</b>	<b>127.30</b>
<b>Hourly Average</b>	<b>0.00</b>	<b>0.50</b>	<b>22.25</b>	<b>1.25</b>	<b>3.00</b>	<b>1.75</b>	<b>0.00</b>	<b>1.25</b>	<b>30.00</b>	<b>31.83</b>
1600 - 1615	0	1	37	1	4	2	1	2	48	51.70
1615 - 1630	0	0	15	1	9	1	0	2	28	30.50
1630 - 1645	0	0	27	0	7	0	1	1	36	38.30
1645 - 1700	0	1	18	0	7	0	0	1	27	27.40
<b>Hourly Total</b>	<b>0</b>	<b>2</b>	<b>97</b>	<b>2</b>	<b>27</b>	<b>3</b>	<b>2</b>	<b>6</b>	<b>139</b>	<b>147.90</b>
<b>Hourly Average</b>	<b>0.00</b>	<b>0.50</b>	<b>24.25</b>	<b>0.50</b>	<b>6.75</b>	<b>0.75</b>	<b>0.50</b>	<b>1.50</b>	<b>34.75</b>	<b>36.98</b>
1700 - 1715	0	0	25	2	5	0	0	3	35	38.00
1715 - 1730	0	0	27	5	2	0	0	2	36	38.00
1730 - 1745	0	0	30	7	1	0	0	1	39	40.00
1745 - 1800	0	0	21	0	3	0	1	2	27	30.30
<b>Hourly Total</b>	<b>0</b>	<b>0</b>	<b>103</b>	<b>14</b>	<b>11</b>	<b>0</b>	<b>1</b>	<b>8</b>	<b>137</b>	<b>146.30</b>
<b>Hourly Average</b>	<b>0.00</b>	<b>0.00</b>	<b>25.75</b>	<b>3.50</b>	<b>2.75</b>	<b>0.00</b>	<b>0.25</b>	<b>2.00</b>	<b>34.25</b>	<b>36.58</b>
1800 - 1815	0	0	22	1	0	0	0	2	25	27.00
1815 - 1830	0	1	22	0	2	0	0	2	27	28.40
1830 - 1845	0	4	25	0	4	0	0	2	35	34.60
1845 - 1900	0	1	20	0	1	0	0	0	22	21.40
<b>Hourly Total</b>	<b>0</b>	<b>6</b>	<b>89</b>	<b>1</b>	<b>7</b>	<b>0</b>	<b>0</b>	<b>6</b>	<b>109</b>	<b>111.40</b>
<b>Hourly Average</b>	<b>0.00</b>	<b>1.50</b>	<b>22.25</b>	<b>0.25</b>	<b>1.75</b>	<b>0.00</b>	<b>0.00</b>	<b>1.50</b>	<b>27.25</b>	<b>27.85</b>
<b>PM Session Total</b>	<b>0</b>	<b>10</b>	<b>378</b>	<b>22</b>	<b>57</b>	<b>10</b>	<b>3</b>	<b>25</b>	<b>505</b>	<b>532.90</b>
<b>PM Session Average</b>	<b>0.00</b>	<b>0.63</b>	<b>23.63</b>	<b>1.38</b>	<b>3.56</b>	<b>0.63</b>	<b>0.19</b>	<b>1.56</b>	<b>31.56</b>	<b>33.31</b>

Movement 5.4: Left from B235 Alexandra Road to A219 Wimbledon Hill Road (South)									Flow in Vehicles / Hour	
TIME	P/CYCLE	M/CYCLE	CAR	TAXI	LGV	OGV1	OGV2	BUS/COACH	TOTAL	PCU TOTAL
1500 - 1515	0	8	112	0	16	12	0	8	156	165.20
1515 - 1530	0	0	88	4	8	12	0	0	112	118.00
1530 - 1545	0	0	60	4	8	4	0	8	84	94.00
1545 - 1600	0	0	96	12	16	0	0	4	128	132.00
<b>Hourly Total</b>	<b>0</b>	<b>8</b>	<b>356</b>	<b>20</b>	<b>48</b>	<b>28</b>	<b>0</b>	<b>20</b>	<b>480</b>	<b>509.20</b>
<b>Hourly Average</b>	<b>0.00</b>	<b>2.00</b>	<b>89.00</b>	<b>5.00</b>	<b>12.00</b>	<b>7.00</b>	<b>0.00</b>	<b>5.00</b>	<b>120.00</b>	<b>127.30</b>
1600 - 1615	0	4	148	4	16	8	4	8	192	206.80
1615 - 1630	0	0	60	4	36	4	0	8	112	122.00
1630 - 1645	0	0	108	0	28	0	4	4	144	153.20
1645 - 1700	0	4	72	0	28	0	0	4	108	109.60
<b>Hourly Total</b>	<b>0</b>	<b>8</b>	<b>388</b>	<b>8</b>	<b>108</b>	<b>12</b>	<b>8</b>	<b>24</b>	<b>556</b>	<b>591.60</b>
<b>Hourly Average</b>	<b>0.00</b>	<b>2.00</b>	<b>97.00</b>	<b>2.00</b>	<b>27.00</b>	<b>3.00</b>	<b>2.00</b>	<b>6.00</b>	<b>139.00</b>	<b>147.90</b>
1700 - 1715	0	0	100	8	20	0	0	12	140	152.00
1715 - 1730	0	0	108	20	8	0	0	8	144	152.00
1730 - 1745	0	0	120	28	4	0	0	4	156	160.00
1745 - 1800	0	0	84	0	12	0	4	8	108	121.20
<b>Hourly Total</b>	<b>0</b>	<b>0</b>	<b>412</b>	<b>56</b>	<b>44</b>	<b>0</b>	<b>4</b>	<b>32</b>	<b>548</b>	<b>585.20</b>
<b>Hourly Average</b>	<b>0.00</b>	<b>0.00</b>	<b>103.00</b>	<b>14.00</b>	<b>11.00</b>	<b>0.00</b>	<b>1.00</b>	<b>8.00</b>	<b>137.00</b>	<b>146.30</b>
1800 - 1815	0	0	88	4	0	0	0	8	100	108.00
1815 - 1830	0	4	88	0	8	0	0	8	108	113.60
1830 - 1845	0	16	100	0	16	0	0	8	140	138.40
1845 - 1900	0	4	80	0	4	0	0	0	88	85.60
<b>Hourly Total</b>	<b>0</b>	<b>24</b>	<b>356</b>	<b>4</b>	<b>28</b>	<b>0</b>	<b>0</b>	<b>24</b>	<b>436</b>	<b>445.60</b>
<b>Hourly Average</b>	<b>0.00</b>	<b>6.00</b>	<b>89.00</b>	<b>1.00</b>	<b>7.00</b>	<b>0.00</b>	<b>0.00</b>	<b>6.00</b>	<b>109.00</b>	<b>111.40</b>
<b>PM Session Total</b>	<b>0</b>	<b>40</b>	<b>1512</b>	<b>88</b>	<b>228</b>	<b>40</b>	<b>12</b>	<b>100</b>	<b>2020</b>	<b>2131.60</b>
<b>PM Session Average</b>	<b>0.00</b>	<b>2.50</b>	<b>94.50</b>	<b>5.50</b>	<b>14.25</b>	<b>2.50</b>	<b>0.75</b>	<b>6.25</b>	<b>126.25</b>	<b>133.23</b>

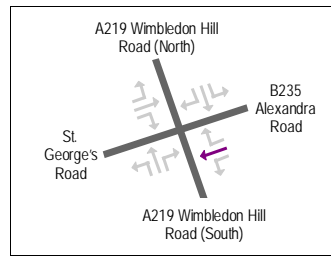
Movement 5.4: Left from B235 Alexandra Road to A219 Wimbledon Hill Road (South)									Traffic Mix	
TIME	P/CYCLE	M/CYCLE	CAR	TAXI	LGV	OGV1	OGV2	BUS/COACH	TOTAL	PCU TOTAL
1500 - 1515	0.00	0.05	0.72	0.00	0.10	0.08	0.00	0.05	1	1.06
1515 - 1530	0.00	0.00	0.79	0.04	0.07	0.11	0.00	0.00	1	1.05
1530 - 1545	0.00	0.00	0.71	0.05	0.10	0.05	0.00	0.10	1	1.12
1545 - 1600	0.00	0.00	0.75	0.09	0.13	0.00	0.00	0.03	1	1.03
<b>Hourly Total</b>	<b>0.00</b>	<b>0.05</b>	<b>2.97</b>	<b>0.18</b>	<b>0.39</b>	<b>0.23</b>	<b>0.00</b>	<b>0.18</b>	<b>4</b>	<b>4.26</b>
<b>Hourly Average</b>	<b>0.00</b>	<b>0.01</b>	<b>0.74</b>	<b>0.04</b>	<b>0.10</b>	<b>0.06</b>	<b>0.00</b>	<b>0.04</b>	<b>1.00</b>	<b>1.07</b>
1600 - 1615	0.00	0.02	0.77	0.02	0.08	0.04	0.02	0.04	1	1.08
1615 - 1630	0.00	0.00	0.54	0.04	0.32	0.04	0.00	0.07	1	1.09
1630 - 1645	0.00	0.00	0.75	0.00	0.19	0.00	0.03	0.03	1	1.06
1645 - 1700	0.00	0.04	0.67	0.00	0.26	0.00	0.00	0.04	1	1.01
<b>Hourly Total</b>	<b>0.00</b>	<b>0.06</b>	<b>2.72</b>	<b>0.06</b>	<b>0.86</b>	<b>0.08</b>	<b>0.05</b>	<b>0.18</b>	<b>4</b>	<b>4.25</b>
<b>Hourly Average</b>	<b>0.00</b>	<b>0.01</b>	<b>0.68</b>	<b>0.01</b>	<b>0.21</b>	<b>0.02</b>	<b>0.01</b>	<b>0.04</b>	<b>1.00</b>	<b>1.06</b>
1700 - 1715	0.00	0.00	0.71	0.06	0.14	0.00	0.00	0.09	1	1.09
1715 - 1730	0.00	0.00	0.75	0.14	0.06	0.00	0.00	0.06	1	1.06
1730 - 1745	0.00	0.00	0.77	0.18	0.03	0.00	0.00	0.03	1	1.03
1745 - 1800	0.00	0.00	0.78	0.00	0.11	0.00	0.04	0.07	1	1.12
<b>Hourly Total</b>	<b>0.00</b>	<b>0.00</b>	<b>3.01</b>	<b>0.38</b>	<b>0.34</b>	<b>0.00</b>	<b>0.04</b>	<b>0.24</b>	<b>4</b>	<b>4.29</b>
<b>Hourly Average</b>	<b>0.00</b>	<b>0.00</b>	<b>0.75</b>	<b>0.09</b>	<b>0.08</b>	<b>0.00</b>	<b>0.01</b>	<b>0.06</b>	<b>1.00</b>	<b>1.07</b>
1800 - 1815	0.00	0.00	0.88	0.04	0.00	0.00	0.00	0.08	1	1.08
1815 - 1830	0.00	0.04	0.81	0.00	0.07	0.00	0.00	0.07	1	1.05
1830 - 1845	0.00	0.11	0.71	0.00	0.11	0.00	0.00	0.06	1	0.99
1845 - 1900	0.00	0.05	0.91	0.00	0.05	0.00	0.00	0.00	1	0.97
<b>Hourly Total</b>	<b>0.00</b>	<b>0.20</b>	<b>3.32</b>	<b>0.04</b>	<b>0.23</b>	<b>0.00</b>	<b>0.00</b>	<b>0.21</b>	<b>4</b>	<b>4.09</b>
<b>Hourly Average</b>	<b>0.00</b>	<b>0.05</b>	<b>0.83</b>	<b>0.01</b>	<b>0.06</b>	<b>0.00</b>	<b>0.00</b>	<b>0.05</b>	<b>1.00</b>	<b>1.02</b>
<b>PM Session Total</b>	<b>0.00</b>	<b>0.31</b>	<b>12.02</b>	<b>0.65</b>	<b>1.82</b>	<b>0.31</b>	<b>0.09</b>	<b>0.81</b>	<b>16.00</b>	<b>16.89</b>
<b>PM Session Average</b>	<b>0.00</b>	<b>0.02</b>	<b>0.75</b>	<b>0.04</b>	<b>0.11</b>	<b>0.02</b>	<b>0.01</b>	<b>0.05</b>	<b>1.00</b>	<b>1.06</b>

Wimbledon Town Centre Survey  
Traffic Count Survey

Site 5 of 8

A219 Wimbledon Hill Road  
B235 Alexandra Road  
St. George's Road

Date  
Wednesday, 13th October 2004  
0700 - 1000 (AM Peak)



Movement 5.5: Westbound from B235 Alexandra Road to St. George's Road									Original Data	
TIME	P/CYCLE	M/CYCLE	CAR	TAXI	LGV	OGV1	OGV2	BUS/COACH	TOTAL	PCU TOTAL
0700 - 0715	0	1	62	0	10	3	1	0	77	79.20
0715 - 0730	0	0	87	0	7	5	4	1	104	112.70
0730 - 0745	2	2	81	0	13	6	1	1	106	108.50
0745 - 0800	1	3	83	0	12	3	1	0	103	103.20
<b>Hourly Total</b>	<b>3</b>	<b>6</b>	<b>313</b>	<b>0</b>	<b>42</b>	<b>17</b>	<b>7</b>	<b>2</b>	<b>390</b>	<b>403.60</b>
<b>Hourly Average</b>	<b>0.75</b>	<b>1.50</b>	<b>78.25</b>	<b>0.00</b>	<b>10.50</b>	<b>4.25</b>	<b>1.75</b>	<b>0.50</b>	<b>97.50</b>	<b>100.90</b>
0800 - 0815	1	1	78	1	11	1	1	1	95	96.40
0815 - 0830	0	4	69	0	9	7	0	0	89	90.10
0830 - 0845	0	1	44	2	8	4	2	0	61	65.00
0845 - 0900	0	3	61	0	13	8	2	0	87	91.80
<b>Hourly Total</b>	<b>1</b>	<b>9</b>	<b>252</b>	<b>3</b>	<b>41</b>	<b>20</b>	<b>5</b>	<b>1</b>	<b>332</b>	<b>343.30</b>
<b>Hourly Average</b>	<b>0.25</b>	<b>2.25</b>	<b>63.00</b>	<b>0.75</b>	<b>10.25</b>	<b>5.00</b>	<b>1.25</b>	<b>0.25</b>	<b>83.00</b>	<b>85.83</b>
0900 - 0915	0	1	59	0	9	6	3	0	78	84.30
0915 - 0930	0	0	49	0	11	6	3	0	69	75.90
0930 - 0945	0	2	51	0	9	4	3	0	69	73.70
0945 - 1000	0	1	52	0	6	4	2	0	65	69.00
<b>Hourly Total</b>	<b>0</b>	<b>4</b>	<b>211</b>	<b>0</b>	<b>35</b>	<b>20</b>	<b>11</b>	<b>0</b>	<b>281</b>	<b>302.90</b>
<b>Hourly Average</b>	<b>0.00</b>	<b>1.00</b>	<b>52.75</b>	<b>0.00</b>	<b>8.75</b>	<b>5.00</b>	<b>2.75</b>	<b>0.00</b>	<b>70.25</b>	<b>75.73</b>
<b>AM Session Total</b>	<b>4</b>	<b>19</b>	<b>776</b>	<b>3</b>	<b>118</b>	<b>57</b>	<b>23</b>	<b>3</b>	<b>1003</b>	<b>1049.80</b>
<b>AM Session Average</b>	<b>0.33</b>	<b>1.58</b>	<b>64.67</b>	<b>0.25</b>	<b>9.83</b>	<b>4.75</b>	<b>1.92</b>	<b>0.25</b>	<b>83.58</b>	<b>87.48</b>

Movement 5.5: Westbound from B235 Alexandra Road to St. George's Road									Flow in Vehicles / Hour	
TIME	P/CYCLE	M/CYCLE	CAR	TAXI	LGV	OGV1	OGV2	BUS/COACH	TOTAL	PCU TOTAL
0700 - 0715	0	4	248	0	40	12	4	0	308	316.80
0715 - 0730	0	0	348	0	28	20	16	4	416	450.80
0730 - 0745	8	8	324	0	52	24	4	4	424	434.00
0745 - 0800	4	12	332	0	48	12	4	0	412	412.80
<b>Hourly Total</b>	<b>12</b>	<b>24</b>	<b>1252</b>	<b>0</b>	<b>168</b>	<b>68</b>	<b>28</b>	<b>8</b>	<b>1560</b>	<b>1614.40</b>
<b>Hourly Average</b>	<b>3.00</b>	<b>6.00</b>	<b>313.00</b>	<b>0.00</b>	<b>42.00</b>	<b>17.00</b>	<b>7.00</b>	<b>2.00</b>	<b>390.00</b>	<b>403.60</b>
0800 - 0815	4	4	312	4	44	4	4	4	380	385.60
0815 - 0830	0	16	276	0	36	28	0	0	356	360.40
0830 - 0845	0	4	176	8	32	16	8	0	244	260.00
0845 - 0900	0	12	244	0	52	32	8	0	348	367.20
<b>Hourly Total</b>	<b>4</b>	<b>36</b>	<b>1008</b>	<b>12</b>	<b>164</b>	<b>80</b>	<b>20</b>	<b>4</b>	<b>1328</b>	<b>1373.20</b>
<b>Hourly Average</b>	<b>1.00</b>	<b>9.00</b>	<b>252.00</b>	<b>3.00</b>	<b>41.00</b>	<b>20.00</b>	<b>5.00</b>	<b>1.00</b>	<b>332.00</b>	<b>343.30</b>
0900 - 0915	0	4	236	0	36	24	12	0	312	337.20
0915 - 0930	0	0	196	0	44	24	12	0	276	303.60
0930 - 0945	0	8	204	0	36	16	12	0	276	294.80
0945 - 1000	0	4	208	0	24	16	8	0	260	276.00
<b>Hourly Total</b>	<b>0</b>	<b>16</b>	<b>844</b>	<b>0</b>	<b>140</b>	<b>80</b>	<b>44</b>	<b>0</b>	<b>1124</b>	<b>1211.60</b>
<b>Hourly Average</b>	<b>0.00</b>	<b>4.00</b>	<b>211.00</b>	<b>0.00</b>	<b>35.00</b>	<b>20.00</b>	<b>11.00</b>	<b>0.00</b>	<b>281.00</b>	<b>302.90</b>
<b>AM Session Total</b>	<b>16</b>	<b>76</b>	<b>3104</b>	<b>12</b>	<b>472</b>	<b>228</b>	<b>92</b>	<b>12</b>	<b>4012</b>	<b>4199.20</b>
<b>AM Session Average</b>	<b>1.33</b>	<b>6.33</b>	<b>258.67</b>	<b>1.00</b>	<b>39.33</b>	<b>19.00</b>	<b>7.67</b>	<b>1.00</b>	<b>334.33</b>	<b>349.93</b>

Movement 5.5: Westbound from B235 Alexandra Road to St. George's Road									Traffic Mix	
TIME	P/CYCLE	M/CYCLE	CAR	TAXI	LGV	OGV1	OGV2	BUS/COACH	TOTAL	PCU TOTAL
0700 - 0715	0.00	0.01	0.81	0.00	0.13	0.04	0.01	0.00	1	1.03
0715 - 0730	0.00	0.00	0.84	0.00	0.07	0.05	0.04	0.01	1	1.08
0730 - 0745	0.02	0.02	0.76	0.00	0.12	0.06	0.01	0.01	1	1.02
0745 - 0800	0.01	0.03	0.81	0.00	0.12	0.03	0.01	0.00	1	1.00
<b>Hourly Total</b>	<b>0.03</b>	<b>0.06</b>	<b>3.21</b>	<b>0.00</b>	<b>0.44</b>	<b>0.17</b>	<b>0.07</b>	<b>0.02</b>	<b>4</b>	<b>4.14</b>
<b>Hourly Average</b>	<b>0.01</b>	<b>0.02</b>	<b>0.80</b>	<b>0.00</b>	<b>0.11</b>	<b>0.04</b>	<b>0.02</b>	<b>0.00</b>	<b>1.00</b>	<b>1.03</b>
0800 - 0815	0.01	0.01	0.82	0.01	0.12	0.01	0.01	0.01	1	1.01
0815 - 0830	0.00	0.04	0.78	0.00	0.10	0.08	0.00	0.00	1	1.01
0830 - 0845	0.00	0.02	0.72	0.03	0.13	0.07	0.03	0.00	1	1.07
0845 - 0900	0.00	0.03	0.70	0.00	0.15	0.09	0.02	0.00	1	1.06
<b>Hourly Total</b>	<b>0.01</b>	<b>0.11</b>	<b>3.02</b>	<b>0.04</b>	<b>0.50</b>	<b>0.25</b>	<b>0.07</b>	<b>0.01</b>	<b>4</b>	<b>4.15</b>
<b>Hourly Average</b>	<b>0.00</b>	<b>0.03</b>	<b>0.75</b>	<b>0.01</b>	<b>0.12</b>	<b>0.06</b>	<b>0.02</b>	<b>0.00</b>	<b>1.00</b>	<b>1.04</b>
0900 - 0915	0.00	0.01	0.76	0.00	0.12	0.08	0.04	0.00	1	1.08
0915 - 0930	0.00	0.00	0.71	0.00	0.16	0.09	0.04	0.00	1	1.10
0930 - 0945	0.00	0.03	0.74	0.00	0.13	0.06	0.04	0.00	1	1.07
0945 - 1000	0.00	0.02	0.80	0.00	0.09	0.06	0.03	0.00	1	1.06
<b>Hourly Total</b>	<b>0.00</b>	<b>0.06</b>	<b>3.01</b>	<b>0.00</b>	<b>0.50</b>	<b>0.28</b>	<b>0.16</b>	<b>0.00</b>	<b>4</b>	<b>4.31</b>
<b>Hourly Average</b>	<b>0.00</b>	<b>0.01</b>	<b>0.75</b>	<b>0.00</b>	<b>0.12</b>	<b>0.07</b>	<b>0.04</b>	<b>0.00</b>	<b>1.00</b>	<b>1.08</b>
<b>AM Session Total</b>	<b>0.04</b>	<b>0.22</b>	<b>9.24</b>	<b>0.04</b>	<b>1.43</b>	<b>0.70</b>	<b>0.29</b>	<b>0.03</b>	<b>12</b>	<b>12.60</b>
<b>AM Session Average</b>	<b>0.00</b>	<b>0.02</b>	<b>0.77</b>	<b>0.00</b>	<b>0.12</b>	<b>0.06</b>	<b>0.02</b>	<b>0.00</b>	<b>1.00</b>	<b>1.05</b>

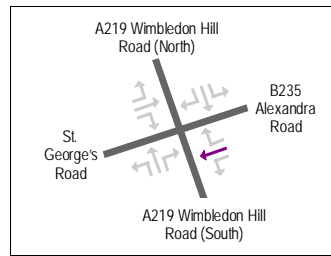
Wimbledon Town Centre Survey  
Traffic Count Survey

Site 5 of 8

A219 Wimbledon Hill Road  
B235 Alexandra Road  
St. George's Road

Date

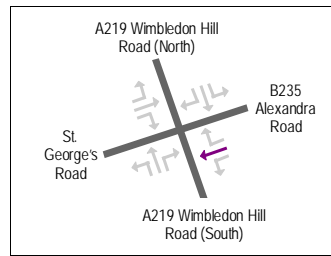
Wednesday, 13th October 2004  
1130 - 1430 (Inter Peak)



Movement 5.5: Westbound from B235 Alexandra Road to St. George's Road									Original Data	
TIME	P/CYCLE	M/CYCLE	CAR	TAXI	LGV	OGV1	OGV2	BUS/COACH	TOTAL	PCU TOTAL
1130 - 1145	0	0	49	0	13	3	0	0	65	66.50
1145 - 1200	0	0	30	0	10	5	2	0	47	52.10
1200 - 1215	0	0	48	1	14	5	0	0	68	70.50
1215 - 1230	0	3	45	1	12	5	2	0	68	71.30
Hourly Total	0	3	172	2	49	18	4	0	248	260.40
Hourly Average	0.00	0.75	43.00	0.50	12.25	4.50	1.00	0.00	62.00	65.10
1230 - 1245	0	2	65	1	10	4	1	0	83	85.10
1245 - 1300	0	3	55	0	14	3	1	0	76	77.00
1300 - 1315	0	2	53	0	10	10	1	0	76	81.10
1315 - 1330	0	2	57	1	12	4	2	0	78	81.40
Hourly Total	0	9	230	2	46	21	5	0	313	324.60
Hourly Average	0.00	2.25	57.50	0.50	11.50	5.25	1.25	0.00	78.25	81.15
1330 - 1345	0	0	50	0	8	8	2	0	68	74.60
1345 - 1400	0	2	52	1	12	4	3	1	75	80.70
1400 - 1415	0	0	48	2	7	8	0	0	65	69.00
1415 - 1430	0	0	53	0	10	2	1	0	66	68.30
Hourly Total	0	2	203	3	37	22	6	1	274	292.60
Hourly Average	0.00	0.50	50.75	0.75	9.25	5.50	1.50	0.25	68.50	73.15
Inter Session Total	0	14	605	7	132	61	15	1	835	877.60
Inter Session Average	0.00	1.17	50.42	0.58	11.00	5.08	1.25	0.08	69.58	73.13

Movement 5.5: Westbound from B235 Alexandra Road to St. George's Road									Flow in Vehicles / Hour	
TIME	P/CYCLE	M/CYCLE	CAR	TAXI	LGV	OGV1	OGV2	BUS/COACH	TOTAL	PCU TOTAL
1130 - 1145	0	0	196	0	52	12	0	0	260	266.00
1145 - 1200	0	0	120	0	40	20	8	0	188	208.40
1200 - 1215	0	0	192	4	56	20	0	0	272	282.00
1215 - 1230	0	12	180	4	48	20	8	0	272	285.20
Hourly Total	0	12	688	8	196	72	16	0	992	1041.60
Hourly Average	0.00	3.00	172.00	2.00	49.00	18.00	4.00	0.00	248.00	260.40
1230 - 1245	0	8	260	4	40	16	4	0	332	340.40
1245 - 1300	0	12	220	0	56	12	4	0	304	308.00
1300 - 1315	0	8	212	0	40	40	4	0	304	324.40
1315 - 1330	0	8	228	4	48	16	8	0	312	325.60
Hourly Total	0	36	920	8	184	84	20	0	1252	1298.40
Hourly Average	0.00	9.00	230.00	2.00	46.00	21.00	5.00	0.00	313.00	324.60
1330 - 1345	0	0	200	0	32	32	8	0	272	298.40
1345 - 1400	0	8	208	4	48	16	12	4	300	322.80
1400 - 1415	0	0	192	8	28	32	0	0	260	276.00
1415 - 1430	0	0	212	0	40	8	4	0	264	273.20
Hourly Total	0	8	812	12	148	88	24	4	1096	1170.40
Hourly Average	0.00	2.00	203.00	3.00	37.00	22.00	6.00	1.00	274.00	292.60
Inter Session Total	0	56	2420	28	528	244	60	4	3340	3510.40
Inter Session Average	0.00	4.67	201.67	2.33	44.00	20.33	5.00	0.33	278.33	292.53

Movement 5.5: Westbound from B235 Alexandra Road to St. George's Road									Traffic Mix	
TIME	P/CYCLE	M/CYCLE	CAR	TAXI	LGV	OGV1	OGV2	BUS/COACH	TOTAL	PCU TOTAL
1130 - 1145	0.00	0.00	0.75	0.00	0.20	0.05	0.00	0.00	1	1.02
1145 - 1200	0.00	0.00	0.64	0.00	0.21	0.11	0.04	0.00	1	1.11
1200 - 1215	0.00	0.00	0.71	0.01	0.21	0.07	0.00	0.00	1	1.04
1215 - 1230	0.00	0.04	0.66	0.01	0.18	0.07	0.03	0.00	1	1.05
Hourly Total	0.00	0.04	2.76	0.03	0.80	0.30	0.07	0.00	4	4.22
Hourly Average	0.00	0.01	0.69	0.01	0.20	0.07	0.02	0.00	1.00	1.05
1230 - 1245	0.00	0.02	0.78	0.01	0.12	0.05	0.01	0.00	1	1.03
1245 - 1300	0.00	0.04	0.72	0.00	0.18	0.04	0.01	0.00	1	1.01
1300 - 1315	0.00	0.03	0.70	0.00	0.13	0.13	0.01	0.00	1	1.07
1315 - 1330	0.00	0.03	0.73	0.01	0.15	0.05	0.03	0.00	1	1.04
Hourly Total	0.00	0.12	2.93	0.02	0.59	0.27	0.06	0.00	4	4.15
Hourly Average	0.00	0.03	0.73	0.01	0.15	0.07	0.02	0.00	1.00	1.04
1330 - 1345	0.00	0.00	0.74	0.00	0.12	0.12	0.03	0.00	1	1.10
1345 - 1400	0.00	0.03	0.69	0.01	0.16	0.05	0.04	0.01	1	1.08
1400 - 1415	0.00	0.00	0.74	0.03	0.11	0.12	0.00	0.00	1	1.06
1415 - 1430	0.00	0.00	0.80	0.00	0.15	0.03	0.02	0.00	1	1.03
Hourly Total	0.00	0.03	2.97	0.04	0.54	0.32	0.08	0.01	4	4.27
Hourly Average	0.00	0.01	0.74	0.01	0.13	0.08	0.02	0.00	1.00	1.07
Inter Session Total	0.00	0.19	8.66	0.10	1.92	0.89	0.22	0.01	12	12.64
Inter Session Average	0.00	0.02	0.72	0.01	0.16	0.07	0.02	0.00	1.00	1.05



Movement 5.5: Westbound from B235 Alexandra Road to St. Georges's Road									Original Data	
TIME	P/CYCLE	M/CYCLE	CAR	TAXI	LGV	OGV1	OGV2	BUS/COACH	TOTAL	PCU TOTAL
1500 - 1515	0	1	45	0	10	1	0	0	57	56.90
1515 - 1530	0	2	56	0	14	6	0	2	80	83.80
1530 - 1545	0	0	55	1	15	4	0	0	75	77.00
1545 - 1600	0	0	57	1	11	3	1	0	73	75.80
Hourly Total	0	3	213	2	50	14	1	2	285	293.50
Hourly Average	0.00	0.75	53.25	0.50	12.50	3.50	0.25	0.50	71.25	73.38
1600 - 1615	0	0	58	2	7	1	0	0	68	68.50
1615 - 1630	0	1	67	0	9	2	0	0	79	79.40
1630 - 1645	1	0	65	0	17	2	0	6	91	97.20
1645 - 1700	0	0	57	1	9	1	0	2	70	72.50
Hourly Total	1	1	247	3	42	6	0	8	308	317.60
Hourly Average	0.25	0.25	61.75	0.75	10.50	1.50	0.00	2.00	77.00	79.40
1700 - 1715	0	1	56	1	13	1	0	1	73	73.90
1715 - 1730	0	2	58	0	7	1	0	0	68	67.30
1730 - 1745	1	1	59	0	9	0	0	0	70	68.60
1745 - 1800	0	2	54	0	5	1	0	0	62	61.30
Hourly Total	1	6	227	1	34	3	0	1	273	271.10
Hourly Average	0.25	1.50	56.75	0.25	8.50	0.75	0.00	0.25	68.25	67.78
1800 - 1815	0	0	60	0	9	0	1	0	70	71.30
1815 - 1830	0	2	66	1	5	0	1	0	75	75.10
1830 - 1845	0	1	67	1	4	0	0	0	73	72.40
1845 - 1900	0	1	63	0	6	1	0	0	71	70.90
Hourly Total	0	4	256	2	24	1	2	0	289	289.70
Hourly Average	0.00	1.00	64.00	0.50	6.00	0.25	0.50	0.00	72.25	72.43
PM Session Total	2	14	943	8	150	24	3	11	1155	1171.90
PM Session Average	0.13	0.88	58.94	0.50	9.38	1.50	0.19	0.69	72.19	73.24

Movement 5.5: Westbound from B235 Alexandra Road to St. Georges's Road									Flow in Vehicles / Hour	
TIME	P/CYCLE	M/CYCLE	CAR	TAXI	LGV	OGV1	OGV2	BUS/COACH	TOTAL	PCU TOTAL
1500 - 1515	0	4	180	0	40	4	0	0	228	227.60
1515 - 1530	0	8	224	0	56	24	0	8	320	335.20
1530 - 1545	0	0	220	4	60	16	0	0	300	308.00
1545 - 1600	0	0	228	4	44	12	4	0	292	303.20
Hourly Total	0	12	852	8	200	56	4	8	1140	1174.00
Hourly Average	0.00	3.00	213.00	2.00	50.00	14.00	1.00	2.00	285.00	293.50
1600 - 1615	0	0	232	8	28	4	0	0	272	274.00
1615 - 1630	0	4	268	0	36	8	0	0	316	317.60
1630 - 1645	4	0	260	0	68	8	0	24	364	388.80
1645 - 1700	0	0	228	4	36	4	0	8	280	290.00
Hourly Total	4	4	988	12	168	24	0	32	1232	1270.40
Hourly Average	1.00	1.00	247.00	3.00	42.00	6.00	0.00	8.00	308.00	317.60
1700 - 1715	0	4	224	4	52	4	0	4	292	295.60
1715 - 1730	0	8	232	0	28	4	0	0	272	269.20
1730 - 1745	4	4	236	0	36	0	0	0	280	274.40
1745 - 1800	0	8	216	0	20	4	0	0	248	245.20
Hourly Total	4	24	908	4	136	12	0	4	1092	1084.40
Hourly Average	1.00	6.00	227.00	1.00	34.00	3.00	0.00	1.00	273.00	271.10
1800 - 1815	0	0	240	0	36	0	4	0	280	285.20
1815 - 1830	0	8	264	4	20	0	4	0	300	300.40
1830 - 1845	0	4	268	4	16	0	0	0	292	289.60
1845 - 1900	0	4	252	0	24	4	0	0	284	283.60
Hourly Total	0	16	1024	8	96	4	8	0	1156	1158.80
Hourly Average	0.00	4.00	256.00	2.00	24.00	1.00	2.00	0.00	289.00	289.70
PM Session Total	8	56	3772	32	600	96	12	44	4620	4687.60
PM Session Average	0.50	3.50	235.75	2.00	37.50	6.00	0.75	2.75	288.75	292.98

Movement 5.5: Westbound from B235 Alexandra Road to St. Georges's Road									Traffic Mix	
TIME	P/CYCLE	M/CYCLE	CAR	TAXI	LGV	OGV1	OGV2	BUS/COACH	TOTAL	PCU TOTAL
1500 - 1515	0.00	0.02	0.79	0.00	0.18	0.02	0.00	0.00	1	1.00
1515 - 1530	0.00	0.03	0.70	0.00	0.18	0.08	0.00	0.03	1	1.05
1530 - 1545	0.00	0.00	0.73	0.01	0.20	0.05	0.00	0.00	1	1.03
1545 - 1600	0.00	0.00	0.78	0.01	0.15	0.04	0.01	0.00	1	1.04
Hourly Total	0.00	0.04	3.00	0.03	0.70	0.19	0.01	0.03	4	4.11
Hourly Average	0.00	0.01	0.75	0.01	0.18	0.05	0.00	0.01	1.00	1.03
1600 - 1615	0.00	0.00	0.85	0.03	0.10	0.01	0.00	0.00	1	1.01
1615 - 1630	0.00	0.01	0.85	0.00	0.11	0.03	0.00	0.00	1	1.01
1630 - 1645	0.01	0.00	0.71	0.00	0.19	0.02	0.00	0.07	1	1.07
1645 - 1700	0.00	0.00	0.81	0.01	0.13	0.01	0.00	0.03	1	1.04
Hourly Total	0.01	0.01	3.23	0.04	0.53	0.08	0.00	0.09	4	4.12
Hourly Average	0.00	0.00	0.81	0.01	0.13	0.02	0.00	0.02	1.00	1.03
1700 - 1715	0.00	0.01	0.77	0.01	0.18	0.01	0.00	0.01	1	1.01
1715 - 1730	0.00	0.03	0.85	0.00	0.10	0.01	0.00	0.00	1	0.99
1730 - 1745	0.01	0.01	0.84	0.00	0.13	0.00	0.00	0.00	1	0.98
1745 - 1800	0.00	0.03	0.87	0.00	0.08	0.02	0.00	0.00	1	0.99
Hourly Total	0.01	0.09	3.33	0.01	0.49	0.04	0.00	0.01	4	3.97
Hourly Average	0.00	0.02	0.83	0.00	0.12	0.01	0.00	0.00	1.00	0.99
1800 - 1815	0.00	0.00	0.86	0.00	0.13	0.00	0.01	0.00	1	1.02
1815 - 1830	0.00	0.03	0.88	0.01	0.07	0.00	0.01	0.00	1	1.00
1830 - 1845	0.00	0.01	0.92	0.01	0.05	0.00	0.00	0.00	1	0.99
1845 - 1900	0.00	0.01	0.89	0.00	0.08	0.01	0.00	0.00	1	1.00
Hourly Total	0.00	0.05	3.54	0.03	0.33	0.01	0.03	0.00	4	4.01
Hourly Average	0.00	0.01	0.89	0.01	0.08	0.00	0.01	0.00	1.00	1.00
PM Session Total	0.03	0.20	13.11	0.11	2.06	0.32	0.04	0.13	16.00	16.21
PM Session Average	0.00	0.01	0.82	0.01	0.13	0.02	0.00	0.01	1.00	1.01





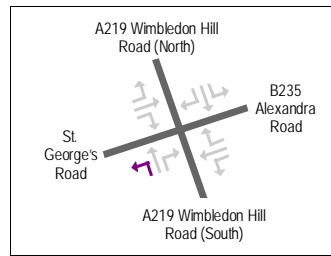




Wimbledon Town Centre Survey  
Traffic Count Survey

Site 5 of 8  
A219 Wimbledon Hill Road  
B235 Alexandra Road  
St. George's Road

Date  
Wednesday, 13th October 2004  
0700 - 1000 (AM Peak)



Movement 5.7: Left from A219 Wimbledon Hill Road (South) to St. George's Road									Original Data	
TIME	P/CYCLE	M/CYCLE	CAR	TAXI	LGV	OGV1	OGV2	BUS/COACH	TOTAL	PCU TOTAL
0700 - 0715	0	0	23	0	3	0	0	3	29	32.00
0715 - 0730	0	1	17	0	7	0	0	8	33	40.40
0730 - 0745	0	1	34	1	5	1	1	3	46	50.20
0745 - 0800	0	0	40	0	5	1	0	8	54	62.50
Hourly Total	0	2	114	1	20	2	1	22	162	185.10
Hourly Average	0.00	0.50	28.50	0.25	5.00	0.50	0.25	5.50	40.50	46.28
0800 - 0815	1	1	28	2	6	2	1	3	44	47.90
0815 - 0830	0	0	26	1	10	1	1	5	44	50.80
0830 - 0845	0	1	30	1	3	2	0	7	44	51.40
0845 - 0900	0	2	20	2	5	3	0	3	35	38.30
Hourly Total	1	4	104	6	24	8	2	18	167	188.40
Hourly Average	0.25	1.00	26.00	1.50	6.00	2.00	0.50	4.50	41.75	47.10
0900 - 0915	0	0	32	1	1	2	0	2	38	41.00
0915 - 0930	0	0	22	2	2	2	2	5	35	43.60
0930 - 0945	0	0	22	3	3	3	1	5	37	44.80
0945 - 1000	0	0	16	2	10	1	1	5	35	41.80
Hourly Total	0	0	92	8	16	8	4	17	145	171.20
Hourly Average	0.00	0.00	23.00	2.00	4.00	2.00	1.00	4.25	36.25	42.80

AM Session Total	1	6	310	15	60	18	7	57	474	544.70
AM Session Average	0.08	0.50	25.83	1.25	5.00	1.50	0.58	4.75	39.50	45.39

Movement 5.7: Left from A219 Wimbledon Hill Road (South) to St. George's Road									Flow in Vehicles / Hour	
TIME	P/CYCLE	M/CYCLE	CAR	TAXI	LGV	OGV1	OGV2	BUS/COACH	TOTAL	PCU TOTAL
0700 - 0715	0	0	92	0	12	0	0	12	116	128.00
0715 - 0730	0	4	68	0	28	0	0	32	132	161.60
0730 - 0745	0	4	136	4	20	4	4	12	184	200.80
0745 - 0800	0	0	160	0	20	4	0	32	216	250.00
Hourly Total	0	8	456	4	80	8	4	88	648	740.40
Hourly Average	0.00	2.00	114.00	1.00	20.00	2.00	1.00	22.00	162.00	185.10
0800 - 0815	4	4	112	8	24	8	4	12	176	191.60
0815 - 0830	0	0	104	4	40	4	4	20	176	203.20
0830 - 0845	0	4	120	4	12	8	0	28	176	205.60
0845 - 0900	0	8	80	8	20	12	0	12	140	153.20
Hourly Total	4	16	416	24	96	32	8	72	668	753.60
Hourly Average	1.00	4.00	104.00	6.00	24.00	8.00	2.00	18.00	167.00	188.40
0900 - 0915	0	0	128	4	4	8	0	8	152	164.00
0915 - 0930	0	0	88	8	8	8	8	20	140	174.40
0930 - 0945	0	0	88	12	12	12	4	20	148	179.20
0945 - 1000	0	0	64	8	40	4	4	20	140	167.20
Hourly Total	0	0	368	32	64	32	16	68	580	684.80
Hourly Average	0.00	0.00	92.00	8.00	16.00	8.00	4.00	17.00	145.00	171.20

AM Session Total	4	24	1240	60	240	72	28	228	1896	2178.80
AM Session Average	0.33	2.00	103.33	5.00	20.00	6.00	2.33	19.00	158.00	181.57

Movement 5.7: Left from A219 Wimbledon Hill Road (South) to St. George's Road									Traffic Mix	
TIME	P/CYCLE	M/CYCLE	CAR	TAXI	LGV	OGV1	OGV2	BUS/COACH	TOTAL	PCU TOTAL
0700 - 0715	0.00	0.00	0.79	0.00	0.10	0.00	0.00	0.10	1	1.10
0715 - 0730	0.00	0.03	0.52	0.00	0.21	0.00	0.00	0.24	1	1.22
0730 - 0745	0.00	0.02	0.74	0.02	0.11	0.02	0.02	0.07	1	1.09
0745 - 0800	0.00	0.00	0.74	0.00	0.09	0.02	0.00	0.15	1	1.16
Hourly Total	0.00	0.05	2.79	0.02	0.52	0.04	0.02	0.56	4	4.58
Hourly Average	0.00	0.01	0.70	0.01	0.13	0.01	0.01	0.14	1.00	1.14
0800 - 0815	0.02	0.02	0.64	0.05	0.14	0.05	0.02	0.07	1	1.09
0815 - 0830	0.00	0.00	0.59	0.02	0.23	0.02	0.02	0.11	1	1.15
0830 - 0845	0.00	0.02	0.68	0.02	0.07	0.05	0.00	0.16	1	1.17
0845 - 0900	0.00	0.06	0.57	0.06	0.14	0.09	0.00	0.09	1	1.09
Hourly Total	0.02	0.10	2.48	0.15	0.57	0.20	0.05	0.43	4	4.51
Hourly Average	0.01	0.03	0.62	0.04	0.14	0.05	0.01	0.11	1.00	1.13
0900 - 0915	0.00	0.00	0.84	0.03	0.03	0.05	0.00	0.05	1	1.08
0915 - 0930	0.00	0.00	0.63	0.06	0.06	0.06	0.06	0.14	1	1.25
0930 - 0945	0.00	0.00	0.59	0.08	0.08	0.08	0.03	0.14	1	1.21
0945 - 1000	0.00	0.00	0.46	0.06	0.29	0.03	0.03	0.14	1	1.19
Hourly Total	0.00	0.00	2.52	0.22	0.45	0.22	0.11	0.47	4	4.73
Hourly Average	0.00	0.00	0.63	0.06	0.11	0.05	0.03	0.12	1.00	1.18

AM Session Total	0.02	0.15	7.79	0.39	1.54	0.46	0.18	1.46	12	13.81
AM Session Average	0.00	0.01	0.65	0.03	0.13	0.04	0.01	0.12	1.00	1.15

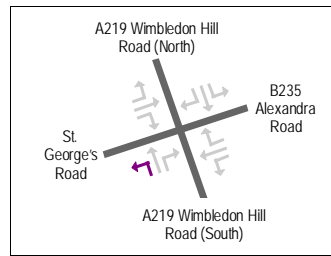
Wimbledon Town Centre Survey  
Traffic Count Survey

Site 5 of 8

A219 Wimbledon Hill Road  
B235 Alexandra Road  
St. George's Road

Date

Wednesday, 13th October 2004  
1130 - 1430 (Inter Peak)



Movement 5.7: Left from A219 Wimbledon Hill Road (South) to St. George's Road									Original Data	
TIME	P/CYCLE	M/CYCLE	CAR	TAXI	LGV	OGV1	OGV2	BUS/COACH	TOTAL	PCU TOTAL
1130 - 1145	0	0	34	0	7	3	1	2	47	51.80
1145 - 1200	0	1	19	2	7	5	0	6	40	47.90
1200 - 1215	0	0	23	1	8	1	0	5	38	43.50
1215 - 1230	0	0	21	5	5	1	1	3	36	40.80
Hourly Total	0	1	97	8	27	10	2	16	161	184.00
Hourly Average	0.00	0.25	24.25	2.00	6.75	2.50	0.50	4.00	40.25	46.00
1230 - 1245	0	0	20	1	5	3	0	4	33	38.50
1245 - 1300	0	0	19	3	4	2	2	6	36	45.60
1300 - 1315	0	0	24	3	10	3	1	3	44	49.80
1315 - 1330	0	1	19	1	3	5	0	5	34	40.90
Hourly Total	0	1	82	8	22	13	3	18	147	174.80
Hourly Average	0.00	0.25	20.50	2.00	5.50	3.25	0.75	4.50	36.75	43.70
1330 - 1345	0	1	22	0	4	0	0	5	32	36.40
1345 - 1400	0	0	20	5	2	3	0	5	35	41.50
1400 - 1415	1	1	37	0	4	2	0	5	50	54.60
1415 - 1430	0	0	26	3	7	5	0	4	45	51.50
Hourly Total	1	2	105	8	17	10	0	19	162	184.00
Hourly Average	0.25	0.50	26.25	2.00	4.25	2.50	0.00	4.75	40.50	46.00

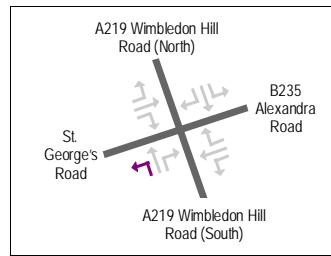
Inter Session Total	1	4	284	24	66	33	5	53	470	542.80
Inter Session Average	0.08	0.33	23.67	2.00	5.50	2.75	0.42	4.42	39.17	45.23

Movement 5.7: Left from A219 Wimbledon Hill Road (South) to St. George's Road									Flow in Vehicles / Hour	
TIME	P/CYCLE	M/CYCLE	CAR	TAXI	LGV	OGV1	OGV2	BUS/COACH	TOTAL	PCU TOTAL
1130 - 1145	0	0	136	0	28	12	4	8	188	207.20
1145 - 1200	0	4	76	8	28	20	0	24	160	191.60
1200 - 1215	0	0	92	4	32	4	0	20	152	174.00
1215 - 1230	0	0	84	20	20	4	4	12	144	163.20
Hourly Total	0	4	388	32	108	40	8	64	644	736.00
Hourly Average	0.00	1.00	97.00	8.00	27.00	10.00	2.00	16.00	161.00	184.00
1230 - 1245	0	0	80	4	20	12	0	16	132	154.00
1245 - 1300	0	0	76	12	16	8	8	24	144	182.40
1300 - 1315	0	0	96	12	40	12	4	12	176	199.20
1315 - 1330	0	4	76	4	12	20	0	20	136	163.60
Hourly Total	0	4	328	32	88	52	12	72	588	699.20
Hourly Average	0.00	1.00	82.00	8.00	22.00	13.00	3.00	18.00	147.00	174.80
1330 - 1345	0	4	88	0	16	0	0	20	128	145.60
1345 - 1400	0	0	80	20	8	12	0	20	140	166.00
1400 - 1415	4	4	148	0	16	8	0	20	200	218.40
1415 - 1430	0	0	104	12	28	20	0	16	180	206.00
Hourly Total	4	8	420	32	68	40	0	76	648	736.00
Hourly Average	1.00	2.00	105.00	8.00	17.00	10.00	0.00	19.00	162.00	184.00

Inter Session Total	4	16	1136	96	264	132	20	212	1880	2171.20
Inter Session Average	0.33	1.33	94.67	8.00	22.00	11.00	1.67	17.67	156.67	180.93

Movement 5.7: Left from A219 Wimbledon Hill Road (South) to St. George's Road									Traffic Mix	
TIME	P/CYCLE	M/CYCLE	CAR	TAXI	LGV	OGV1	OGV2	BUS/COACH	TOTAL	PCU TOTAL
1130 - 1145	0.00	0.00	0.72	0.00	0.15	0.06	0.02	0.04	1	1.10
1145 - 1200	0.00	0.03	0.48	0.05	0.18	0.13	0.00	0.15	1	1.20
1200 - 1215	0.00	0.00	0.61	0.03	0.21	0.03	0.00	0.13	1	1.14
1215 - 1230	0.00	0.00	0.58	0.14	0.14	0.03	0.03	0.08	1	1.13
Hourly Total	0.00	0.03	2.39	0.22	0.67	0.24	0.05	0.41	4	4.58
Hourly Average	0.00	0.01	0.60	0.05	0.17	0.06	0.01	0.10	1.00	1.14
1230 - 1245	0.00	0.00	0.61	0.03	0.15	0.09	0.00	0.12	1	1.17
1245 - 1300	0.00	0.00	0.53	0.08	0.11	0.06	0.06	0.17	1	1.27
1300 - 1315	0.00	0.00	0.55	0.07	0.23	0.07	0.02	0.07	1	1.13
1315 - 1330	0.00	0.03	0.56	0.03	0.09	0.15	0.00	0.15	1	1.20
Hourly Total	0.00	0.03	2.24	0.21	0.58	0.36	0.08	0.50	4	4.77
Hourly Average	0.00	0.01	0.56	0.05	0.14	0.09	0.02	0.13	1.00	1.19
1330 - 1345	0.00	0.03	0.69	0.00	0.13	0.00	0.00	0.16	1	1.14
1345 - 1400	0.00	0.00	0.57	0.14	0.06	0.09	0.00	0.14	1	1.19
1400 - 1415	0.02	0.02	0.74	0.00	0.08	0.04	0.00	0.10	1	1.09
1415 - 1430	0.00	0.00	0.58	0.07	0.16	0.11	0.00	0.09	1	1.14
Hourly Total	0.02	0.05	2.58	0.21	0.42	0.24	0.00	0.49	4	4.56
Hourly Average	0.01	0.01	0.64	0.05	0.10	0.06	0.00	0.12	1.00	1.14

Inter Session Total	0.02	0.11	7.20	0.64	1.67	0.84	0.13	1.40	12	13.91
Inter Session Average	0.00	0.01	0.60	0.05	0.14	0.07	0.01	0.12	1.00	1.16



Movement 5.7: Left from A219 Wimbledon Hill Road (South) to St. George's Road										Original Data	
TIME	P/CYCLE	M/CYCLE	CAR	TAXI	LGV	OGV1	OGV2	BUS/COACH	TOTAL	PCU TOTAL	
1500 - 1515	0	1	28	6	5	1	0	5	46	50.90	
1515 - 1530	0	0	27	1	5	1	0	4	38	42.50	
1530 - 1545	0	0	32	5	5	1	0	4	47	51.50	
1545 - 1600	0	0	26	3	7	0	0	2	38	40.00	
Hourly Total	0	1	113	15	22	3	0	15	169	184.90	
Hourly Average	0.00	0.25	28.25	3.75	5.50	0.75	0.00	3.75	42.25	46.23	
1600 - 1615	0	1	26	5	3	2	2	6	45	54.00	
1615 - 1630	0	0	19	1	3	2	1	5	31	38.30	
1630 - 1645	0	0	34	5	3	1	0	5	48	53.50	
1645 - 1700	0	0	33	5	3	1	0	6	48	54.50	
Hourly Total	0	1	112	16	12	6	3	22	172	200.30	
Hourly Average	0.00	0.25	28.00	4.00	3.00	1.50	0.75	5.50	43.00	50.08	
1700 - 1715	0	0	34	5	1	0	0	2	42	44.00	
1715 - 1730	0	0	39	3	3	0	0	3	48	51.00	
1730 - 1745	1	0	26	5	1	0	0	6	39	44.20	
1745 - 1800	0	1	39	9	5	0	0	1	55	55.40	
Hourly Total	1	1	138	22	10	0	0	12	184	194.60	
Hourly Average	0.25	0.25	34.50	5.50	2.50	0.00	0.00	3.00	46.00	48.65	
1800 - 1815	0	2	31	5	2	0	0	7	47	52.80	
1815 - 1830	0	2	47	6	0	3	0	5	63	68.30	
1830 - 1845	0	0	36	2	3	1	0	5	47	52.50	
1845 - 1900	0	0	46	4	4	0	0	5	59	64.00	
Hourly Total	0	4	160	17	9	4	0	22	216	237.60	
Hourly Average	0.00	1.00	40.00	4.25	2.25	1.00	0.00	5.50	54.00	59.40	
PM Session Total	1	7	523	70	53	13	3	71	741	817.40	
PM Session Average	0.06	0.44	32.69	4.38	3.31	0.81	0.19	4.44	46.31	51.09	

Movement 5.7: Left from A219 Wimbledon Hill Road (South) to St. George's Road										Flow in Vehicles / Hour	
TIME	P/CYCLE	M/CYCLE	CAR	TAXI	LGV	OGV1	OGV2	BUS/COACH	TOTAL	PCU TOTAL	
1500 - 1515	0	4	112	24	20	4	0	20	184	203.60	
1515 - 1530	0	0	108	4	20	4	0	16	152	170.00	
1530 - 1545	0	0	128	20	20	4	0	16	188	206.00	
1545 - 1600	0	0	104	12	28	0	0	8	152	160.00	
Hourly Total	0	4	452	60	88	12	0	60	676	739.60	
Hourly Average	0.00	1.00	113.00	15.00	22.00	3.00	0.00	15.00	169.00	184.90	
1600 - 1615	0	4	104	20	12	8	8	24	180	216.00	
1615 - 1630	0	0	76	4	12	8	4	20	124	153.20	
1630 - 1645	0	0	136	20	12	4	0	20	192	214.00	
1645 - 1700	0	0	132	20	12	4	0	24	192	218.00	
Hourly Total	0	4	448	64	48	24	12	88	688	801.20	
Hourly Average	0.00	1.00	112.00	16.00	12.00	6.00	3.00	22.00	172.00	200.30	
1700 - 1715	0	0	136	20	4	0	0	8	168	176.00	
1715 - 1730	0	0	156	12	12	0	0	12	192	204.00	
1730 - 1745	4	0	104	20	4	0	0	24	156	176.80	
1745 - 1800	0	4	156	36	20	0	0	4	220	221.60	
Hourly Total	4	4	552	88	40	0	0	48	736	778.40	
Hourly Average	1.00	1.00	138.00	22.00	10.00	0.00	0.00	12.00	184.00	194.60	
1800 - 1815	0	8	124	20	8	0	0	28	188	211.20	
1815 - 1830	0	8	188	24	0	12	0	20	252	273.20	
1830 - 1845	0	0	144	8	12	4	0	20	188	210.00	
1845 - 1900	0	0	184	16	16	0	0	20	236	256.00	
Hourly Total	0	16	640	68	36	16	0	88	864	950.40	
Hourly Average	0.00	4.00	160.00	17.00	9.00	4.00	0.00	22.00	216.00	237.60	
PM Session Total	4	28	2092	280	212	52	12	284	2964	3269.60	
PM Session Average	0.25	1.75	130.75	17.50	13.25	3.25	0.75	17.75	185.25	204.35	

Movement 5.7: Left from A219 Wimbledon Hill Road (South) to St. George's Road										Traffic Mix	
TIME	P/CYCLE	M/CYCLE	CAR	TAXI	LGV	OGV1	OGV2	BUS/COACH	TOTAL	PCU TOTAL	
1500 - 1515	0.00	0.02	0.61	0.13	0.11	0.02	0.00	0.11	1	1.11	
1515 - 1530	0.00	0.00	0.71	0.03	0.13	0.03	0.00	0.11	1	1.12	
1530 - 1545	0.00	0.00	0.68	0.11	0.11	0.02	0.00	0.09	1	1.10	
1545 - 1600	0.00	0.00	0.68	0.08	0.18	0.00	0.00	0.05	1	1.05	
Hourly Total	0.00	0.02	2.68	0.34	0.53	0.07	0.00	0.35	4	4.37	
Hourly Average	0.00	0.01	0.67	0.09	0.13	0.02	0.00	0.09	1.00	1.09	
1600 - 1615	0.00	0.02	0.58	0.11	0.07	0.04	0.04	0.13	1	1.20	
1615 - 1630	0.00	0.00	0.61	0.03	0.10	0.06	0.03	0.16	1	1.24	
1630 - 1645	0.00	0.00	0.71	0.10	0.06	0.02	0.00	0.10	1	1.11	
1645 - 1700	0.00	0.00	0.69	0.10	0.06	0.02	0.00	0.13	1	1.14	
Hourly Total	0.00	0.02	2.59	0.35	0.29	0.15	0.08	0.52	4	4.69	
Hourly Average	0.00	0.01	0.65	0.09	0.07	0.04	0.02	0.13	1.00	1.17	
1700 - 1715	0.00	0.00	0.81	0.12	0.02	0.00	0.00	0.05	1	1.05	
1715 - 1730	0.00	0.00	0.81	0.06	0.06	0.00	0.00	0.06	1	1.06	
1730 - 1745	0.03	0.00	0.67	0.13	0.03	0.00	0.00	0.15	1	1.13	
1745 - 1800	0.00	0.02	0.71	0.16	0.09	0.00	0.00	0.02	1	1.01	
Hourly Total	0.03	0.02	3.00	0.47	0.20	0.00	0.00	0.28	4	4.25	
Hourly Average	0.01	0.00	0.75	0.12	0.05	0.00	0.00	0.07	1.00	1.06	
1800 - 1815	0.00	0.04	0.66	0.11	0.04	0.00	0.00	0.15	1	1.12	
1815 - 1830	0.00	0.03	0.75	0.10	0.00	0.05	0.00	0.08	1	1.08	
1830 - 1845	0.00	0.00	0.77	0.04	0.06	0.02	0.00	0.11	1	1.12	
1845 - 1900	0.00	0.00	0.78	0.07	0.07	0.00	0.00	0.08	1	1.08	
Hourly Total	0.00	0.07	2.95	0.31	0.17	0.07	0.00	0.42	4	4.41	
Hourly Average	0.00	0.02	0.74	0.08	0.04	0.02	0.00	0.10	1.00	1.10	
PM Session Total	0.03	0.14	11.22	1.48	1.20	0.29	0.08	1.58	16.00	17.72	
PM Session Average	0.00	0.01	0.70	0.09	0.07	0.02	0.00	0.10	1.00	1.11	

Wimbledon Town Centre Survey  
Traffic Count Survey

Site 5 of 8  
A219 Wimbledon Hill Road  
B235 Alexandra Road  
St. George's Road

Date  
Wednesday, 13th October 2004  
0700 - 1000 (AM Peak)



Movement 5.8: Northbound on A219 Wimbledon Hill Road									Original Data	
TIME	P/CYCLE	M/CYCLE	CAR	TAXI	LGV	OGV1	OGV2	BUS/COACH	TOTAL	PCU TOTAL
0700 - 0715	2	6	92	1	28	5	0	5	139	141.30
0715 - 0730	2	12	96	5	28	2	2	5	152	151.80
0730 - 0745	4	13	98	6	36	7	1	12	177	182.80
0745 - 0800	6	9	83	9	34	2	0	4	147	141.80
<b>Hourly Total</b>	<b>14</b>	<b>40</b>	<b>369</b>	<b>21</b>	<b>126</b>	<b>16</b>	<b>3</b>	<b>26</b>	<b>615</b>	<b>617.70</b>
<b>Hourly Average</b>	<b>3.50</b>	<b>10.00</b>	<b>92.25</b>	<b>5.25</b>	<b>31.50</b>	<b>4.00</b>	<b>0.75</b>	<b>6.50</b>	<b>153.75</b>	<b>154.43</b>
0800 - 0815	3	6	106	7	10	4	0	6	142	144.00
0815 - 0830	4	9	82	9	16	4	1	4	129	127.70
0830 - 0845	3	3	91	1	16	3	0	9	126	132.30
0845 - 0900	3	9	107	8	18	6	0	13	164	172.20
<b>Hourly Total</b>	<b>13</b>	<b>27</b>	<b>386</b>	<b>25</b>	<b>60</b>	<b>17</b>	<b>1</b>	<b>32</b>	<b>561</b>	<b>576.20</b>
<b>Hourly Average</b>	<b>3.25</b>	<b>6.75</b>	<b>96.50</b>	<b>6.25</b>	<b>15.00</b>	<b>4.25</b>	<b>0.25</b>	<b>8.00</b>	<b>140.25</b>	<b>144.05</b>
0900 - 0915	1	7	65	7	11	5	3	8	107	116.40
0915 - 0930	2	4	65	5	16	5	1	7	105	111.80
0930 - 0945	2	1	62	5	11	4	0	4	89	92.80
0945 - 1000	1	1	48	3	10	4	2	6	75	84.20
<b>Hourly Total</b>	<b>6</b>	<b>13</b>	<b>240</b>	<b>20</b>	<b>48</b>	<b>18</b>	<b>6</b>	<b>25</b>	<b>376</b>	<b>405.20</b>
<b>Hourly Average</b>	<b>1.50</b>	<b>3.25</b>	<b>60.00</b>	<b>5.00</b>	<b>12.00</b>	<b>4.50</b>	<b>1.50</b>	<b>6.25</b>	<b>94.00</b>	<b>101.30</b>
<b>AM Session Total</b>	<b>33</b>	<b>80</b>	<b>995</b>	<b>66</b>	<b>234</b>	<b>51</b>	<b>10</b>	<b>83</b>	<b>1552</b>	<b>1599.10</b>
<b>AM Session Average</b>	<b>2.75</b>	<b>6.67</b>	<b>82.92</b>	<b>5.50</b>	<b>19.50</b>	<b>4.25</b>	<b>0.83</b>	<b>6.92</b>	<b>129.33</b>	<b>133.26</b>

Movement 5.8: Northbound on A219 Wimbledon Hill Road									Flow in Vehicles / Hour	
TIME	P/CYCLE	M/CYCLE	CAR	TAXI	LGV	OGV1	OGV2	BUS/COACH	TOTAL	PCU TOTAL
0700 - 0715	8	24	368	4	112	20	0	20	556	565.20
0715 - 0730	8	48	384	20	112	8	8	20	608	607.20
0730 - 0745	16	52	392	24	144	28	4	48	708	731.20
0745 - 0800	24	36	332	36	136	8	0	16	588	567.20
<b>Hourly Total</b>	<b>56</b>	<b>160</b>	<b>1476</b>	<b>84</b>	<b>504</b>	<b>64</b>	<b>12</b>	<b>104</b>	<b>2460</b>	<b>2470.80</b>
<b>Hourly Average</b>	<b>14.00</b>	<b>40.00</b>	<b>369.00</b>	<b>21.00</b>	<b>126.00</b>	<b>16.00</b>	<b>3.00</b>	<b>26.00</b>	<b>615.00</b>	<b>617.70</b>
0800 - 0815	12	24	424	28	40	16	0	24	568	576.00
0815 - 0830	16	36	328	36	64	16	4	16	516	510.80
0830 - 0845	12	12	364	4	64	12	0	36	504	529.20
0845 - 0900	12	36	428	32	72	24	0	52	656	688.80
<b>Hourly Total</b>	<b>52</b>	<b>108</b>	<b>1544</b>	<b>100</b>	<b>240</b>	<b>68</b>	<b>4</b>	<b>128</b>	<b>2244</b>	<b>2304.80</b>
<b>Hourly Average</b>	<b>13.00</b>	<b>27.00</b>	<b>386.00</b>	<b>25.00</b>	<b>60.00</b>	<b>17.00</b>	<b>1.00</b>	<b>32.00</b>	<b>561.00</b>	<b>576.20</b>
0900 - 0915	4	28	260	28	44	20	12	32	428	465.60
0915 - 0930	8	16	260	20	64	20	4	28	420	447.20
0930 - 0945	8	4	248	20	44	16	0	16	356	371.20
0945 - 1000	4	4	192	12	40	16	8	24	300	336.80
<b>Hourly Total</b>	<b>24</b>	<b>52</b>	<b>960</b>	<b>80</b>	<b>192</b>	<b>72</b>	<b>24</b>	<b>100</b>	<b>1504</b>	<b>1620.80</b>
<b>Hourly Average</b>	<b>6.00</b>	<b>13.00</b>	<b>240.00</b>	<b>20.00</b>	<b>48.00</b>	<b>18.00</b>	<b>6.00</b>	<b>25.00</b>	<b>376.00</b>	<b>405.20</b>
<b>AM Session Total</b>	<b>132</b>	<b>320</b>	<b>3980</b>	<b>264</b>	<b>936</b>	<b>204</b>	<b>40</b>	<b>332</b>	<b>6208</b>	<b>6396.40</b>
<b>AM Session Average</b>	<b>11.00</b>	<b>26.67</b>	<b>331.67</b>	<b>22.00</b>	<b>78.00</b>	<b>17.00</b>	<b>3.33</b>	<b>27.67</b>	<b>517.33</b>	<b>533.03</b>

Movement 5.8: Northbound on A219 Wimbledon Hill Road									Traffic Mix	
TIME	P/CYCLE	M/CYCLE	CAR	TAXI	LGV	OGV1	OGV2	BUS/COACH	TOTAL	PCU TOTAL
0700 - 0715	0.01	0.04	0.66	0.01	0.20	0.04	0.00	0.04	1	1.02
0715 - 0730	0.01	0.08	0.63	0.03	0.18	0.01	0.01	0.03	1	1.00
0730 - 0745	0.02	0.07	0.55	0.03	0.20	0.04	0.01	0.07	1	1.03
0745 - 0800	0.04	0.06	0.56	0.06	0.23	0.01	0.00	0.03	1	0.96
<b>Hourly Total</b>	<b>0.09</b>	<b>0.26</b>	<b>2.41</b>	<b>0.14</b>	<b>0.82</b>	<b>0.10</b>	<b>0.02</b>	<b>0.16</b>	<b>4</b>	<b>4.01</b>
<b>Hourly Average</b>	<b>0.02</b>	<b>0.06</b>	<b>0.60</b>	<b>0.03</b>	<b>0.21</b>	<b>0.03</b>	<b>0.00</b>	<b>0.04</b>	<b>1.00</b>	<b>1.00</b>
0800 - 0815	0.02	0.04	0.75	0.05	0.07	0.03	0.00	0.04	1	1.01
0815 - 0830	0.03	0.07	0.64	0.07	0.12	0.03	0.01	0.03	1	0.99
0830 - 0845	0.02	0.02	0.72	0.01	0.13	0.02	0.00	0.07	1	1.05
0845 - 0900	0.02	0.05	0.65	0.05	0.11	0.04	0.00	0.08	1	1.05
<b>Hourly Total</b>	<b>0.09</b>	<b>0.19</b>	<b>2.76</b>	<b>0.18</b>	<b>0.43</b>	<b>0.12</b>	<b>0.01</b>	<b>0.22</b>	<b>4</b>	<b>4.10</b>
<b>Hourly Average</b>	<b>0.02</b>	<b>0.05</b>	<b>0.69</b>	<b>0.04</b>	<b>0.11</b>	<b>0.03</b>	<b>0.00</b>	<b>0.06</b>	<b>1.00</b>	<b>1.03</b>
0900 - 0915	0.01	0.07	0.61	0.07	0.10	0.05	0.03	0.07	1	1.09
0915 - 0930	0.02	0.04	0.62	0.05	0.15	0.05	0.01	0.07	1	1.06
0930 - 0945	0.02	0.01	0.70	0.06	0.12	0.04	0.00	0.04	1	1.04
0945 - 1000	0.01	0.01	0.64	0.04	0.13	0.05	0.03	0.08	1	1.12
<b>Hourly Total</b>	<b>0.06</b>	<b>0.13</b>	<b>2.56</b>	<b>0.21</b>	<b>0.51</b>	<b>0.19</b>	<b>0.06</b>	<b>0.27</b>	<b>4</b>	<b>4.32</b>
<b>Hourly Average</b>	<b>0.02</b>	<b>0.03</b>	<b>0.64</b>	<b>0.05</b>	<b>0.13</b>	<b>0.05</b>	<b>0.02</b>	<b>0.07</b>	<b>1.00</b>	<b>1.08</b>
<b>AM Session Total</b>	<b>0.25</b>	<b>0.58</b>	<b>7.73</b>	<b>0.52</b>	<b>1.76</b>	<b>0.41</b>	<b>0.09</b>	<b>0.65</b>	<b>12</b>	<b>12.43</b>
<b>AM Session Average</b>	<b>0.02</b>	<b>0.05</b>	<b>0.64</b>	<b>0.04</b>	<b>0.15</b>	<b>0.03</b>	<b>0.01</b>	<b>0.05</b>	<b>1.00</b>	<b>1.04</b>

Wimbledon Town Centre Survey  
Traffic Count Survey

Site 5 of 8

A219 Wimbledon Hill Road  
B235 Alexandra Road  
St. George's Road

Date

Wednesday, 13th October 2004  
1130 - 1430 (Inler Peak)



Movement 5.8: Northbound on A219 Wimbledon Hill Road									Original Data	
TIME	P/CYCLE	M/CYCLE	CAR	TAXI	LGV	OGV1	OGV2	BUS/COACH	TOTAL	PCU TOTAL
1130 - 1145	0	0	75	4	22	2	0	10	10	124.00
1145 - 1200	0	2	66	6	20	2	0	7	5	109.80
1200 - 1215	0	4	74	2	18	5	0	7	110	117.10
1215 - 1230	0	3	78	3	17	4	0	9	114	123.20
Hourly Total	0	9	293	15	77	13	0	33	440	474.10
Hourly Average	0.00	2.25	73.25	3.75	19.25	3.25	0.00	8.25	59.75	118.53
1230 - 1245	0	4	65	6	19	4	0	9	107	115.60
1245 - 1300	0	4	72	5	20	3	0	6	110	115.10
1300 - 1315	0	3	76	9	18	3	2	7	118	127.30
1315 - 1330	0	4	76	5	21	6	1	10	123	134.90
Hourly Total	0	15	289	25	78	16	3	32	458	492.90
Hourly Average	0.00	3.75	72.25	6.25	19.50	4.00	0.75	8.00	114.50	123.23
1330 - 1345	0	5	74	2	8	10	1	8	108	119.30
1345 - 1400	0	1	74	2	15	2	1	7	102	110.70
1400 - 1415	1	3	71	5	20	3	1	6	110	116.20
1415 - 1430	0	7	75	7	24	3	1	5	122	125.60
Hourly Total	1	16	294	16	67	18	4	26	442	471.80
Hourly Average	0.25	4.00	73.50	4.00	16.75	4.50	1.00	6.50	110.50	117.95
Inter Session Total	1	40	876	56	222	47	7	91	1340	1438.80
Inter Session Average	0.08	3.33	73.00	4.67	18.50	3.92	0.58	7.58	111.67	119.90

Movement 5.8: Northbound on A219 Wimbledon Hill Road									Flow in Vehicles / Hour	
TIME	P/CYCLE	M/CYCLE	CAR	TAXI	LGV	OGV1	OGV2	BUS/COACH	TOTAL	PCU TOTAL
1130 - 1145	0	0	300	16	88	8	0	40	452	496.00
1145 - 1200	0	8	264	24	80	8	0	28	412	439.20
1200 - 1215	0	16	296	8	72	20	0	28	440	468.40
1215 - 1230	0	12	312	12	68	16	0	36	456	492.80
Hourly Total	0	36	1172	60	308	52	0	132	1760	1896.40
Hourly Average	0.00	9.00	293.00	15.00	77.00	13.00	0.00	33.00	440.00	474.10
1230 - 1245	0	16	260	24	76	16	0	36	428	462.40
1245 - 1300	0	16	288	20	80	12	0	24	440	460.40
1300 - 1315	0	12	304	36	72	12	8	28	472	509.20
1315 - 1330	0	16	304	20	84	24	4	40	492	539.60
Hourly Total	0	60	1156	100	312	64	12	128	1832	1971.60
Hourly Average	0.00	15.00	289.00	25.00	78.00	16.00	3.00	32.00	458.00	492.90
1330 - 1345	0	20	296	8	32	40	4	32	432	477.20
1345 - 1400	0	4	296	8	60	8	4	28	408	442.80
1400 - 1415	4	12	284	20	80	12	4	24	440	464.80
1415 - 1430	0	28	300	28	96	12	4	20	488	502.40
Hourly Total	4	64	1176	64	268	72	16	104	1768	1887.20
Hourly Average	1.00	16.00	294.00	16.00	67.00	18.00	4.00	26.00	442.00	471.80
Inter Session Total	4	160	3504	224	888	188	28	364	5360	5755.20
Inter Session Average	0.33	13.33	292.00	18.67	74.00	15.67	2.33	30.33	446.67	479.60

Movement 5.8: Northbound on A219 Wimbledon Hill Road									Traffic Mix	
TIME	P/CYCLE	M/CYCLE	CAR	TAXI	LGV	OGV1	OGV2	BUS/COACH	TOTAL	PCU TOTAL
1130 - 1145	0.00	0.00	0.66	0.04	0.19	0.02	0.00	0.09	1	1.10
1145 - 1200	0.00	0.02	0.64	0.06	0.19	0.02	0.00	0.07	1	1.07
1200 - 1215	0.00	0.04	0.67	0.02	0.16	0.05	0.00	0.06	1	1.06
1215 - 1230	0.00	0.03	0.68	0.03	0.15	0.04	0.00	0.08	1	1.08
Hourly Total	0.00	0.08	2.66	0.14	0.70	0.12	0.00	0.30	4	4.31
Hourly Average	0.00	0.02	0.67	0.03	0.18	0.03	0.00	0.07	1.00	1.08
1230 - 1245	0.00	0.04	0.61	0.06	0.18	0.04	0.00	0.08	1	1.08
1245 - 1300	0.00	0.04	0.65	0.05	0.18	0.03	0.00	0.05	1	1.05
1300 - 1315	0.00	0.03	0.64	0.08	0.15	0.03	0.02	0.06	1	1.08
1315 - 1330	0.00	0.03	0.62	0.04	0.17	0.05	0.01	0.08	1	1.10
Hourly Total	0.00	0.13	2.52	0.22	0.68	0.14	0.03	0.28	4	4.30
Hourly Average	0.00	0.03	0.63	0.05	0.17	0.03	0.01	0.07	1.00	1.08
1330 - 1345	0.00	0.05	0.69	0.02	0.07	0.09	0.01	0.07	1	1.10
1345 - 1400	0.00	0.01	0.73	0.02	0.15	0.02	0.01	0.07	1	1.09
1400 - 1415	0.01	0.03	0.65	0.05	0.18	0.03	0.01	0.05	1	1.06
1415 - 1430	0.00	0.06	0.61	0.06	0.20	0.02	0.01	0.04	1	1.03
Hourly Total	0.01	0.14	2.67	0.14	0.60	0.16	0.04	0.24	4	4.28
Hourly Average	0.00	0.04	0.67	0.04	0.15	0.04	0.01	0.06	1.00	1.07
Inter Session Total	0.01	0.35	7.86	0.50	1.98	0.42	0.06	0.82	12	12.89
Inter Session Average	0.00	0.03	0.65	0.04	0.17	0.04	0.01	0.07	1.00	1.07



Movement 5.8: Northbound on A219 Wimbledon Hill Road									Original Data	
TIME	P/CYCLE	M/CYCLE	CAR	TAXI	LGV	OGV1	OGV2	BUS/COACH	TOTAL	PCU TOTAL
1500 - 1515	0	2	76	2	2	2	1	6	91	98.10
1515 - 1530	1	3	93	0	1	3	1	9	111	120.20
1530 - 1545	0	2	91	1	2	2	1	4	103	108.10
1545 - 1600	3	2	94	0	1	3	0	5	108	110.90
<b>Hourly Total</b>	<b>4</b>	<b>9</b>	<b>354</b>	<b>3</b>	<b>6</b>	<b>10</b>	<b>3</b>	<b>24</b>	<b>413</b>	<b>437.30</b>
<b>Hourly Average</b>	<b>1.00</b>	<b>2.25</b>	<b>88.50</b>	<b>0.75</b>	<b>1.50</b>	<b>2.50</b>	<b>0.75</b>	<b>6.00</b>	<b>103.25</b>	<b>109.33</b>
1600 - 1615	2	8	74	6	8	1	0	7	106	107.10
1615 - 1630	0	3	89	6	12	6	0	9	125	135.20
1630 - 1645	2	4	92	2	15	3	0	5	123	125.50
1645 - 1700	2	0	94	7	10	0	0	9	122	129.40
<b>Hourly Total</b>	<b>6</b>	<b>15</b>	<b>349</b>	<b>21</b>	<b>45</b>	<b>10</b>	<b>0</b>	<b>30</b>	<b>476</b>	<b>497.20</b>
<b>Hourly Average</b>	<b>1.50</b>	<b>3.75</b>	<b>87.25</b>	<b>5.25</b>	<b>11.25</b>	<b>2.50</b>	<b>0.00</b>	<b>7.50</b>	<b>119.00</b>	<b>124.30</b>
1700 - 1715	3	6	95	6	15	2	0	6	133	134.00
1715 - 1730	2	6	98	10	14	3	0	7	140	143.30
1730 - 1745	2	6	98	8	2	0	0	8	124	126.80
1745 - 1800	3	7	80	6	8	0	0	10	114	117.40
<b>Hourly Total</b>	<b>10</b>	<b>25</b>	<b>371</b>	<b>30</b>	<b>39</b>	<b>5</b>	<b>0</b>	<b>31</b>	<b>511</b>	<b>521.50</b>
<b>Hourly Average</b>	<b>2.50</b>	<b>6.25</b>	<b>92.75</b>	<b>7.50</b>	<b>9.75</b>	<b>1.25</b>	<b>0.00</b>	<b>7.75</b>	<b>127.75</b>	<b>130.38</b>
1800 - 1815	3	5	98	10	10	3	0	2	131	129.10
1815 - 1830	2	8	98	11	9	1	0	5	134	133.10
1830 - 1845	2	2	99	8	4	1	0	6	122	125.70
1845 - 1900	2	3	91	13	9	2	0	6	126	129.60
<b>Hourly Total</b>	<b>9</b>	<b>18</b>	<b>386</b>	<b>42</b>	<b>32</b>	<b>7</b>	<b>0</b>	<b>19</b>	<b>513</b>	<b>517.50</b>
<b>Hourly Average</b>	<b>2.25</b>	<b>4.50</b>	<b>96.50</b>	<b>10.50</b>	<b>8.00</b>	<b>1.75</b>	<b>0.00</b>	<b>4.75</b>	<b>128.25</b>	<b>129.38</b>
<b>PM Session Total</b>	<b>29</b>	<b>67</b>	<b>1460</b>	<b>96</b>	<b>122</b>	<b>32</b>	<b>3</b>	<b>104</b>	<b>1913</b>	<b>1973.50</b>
<b>PM Session Average</b>	<b>1.81</b>	<b>4.19</b>	<b>91.25</b>	<b>6.00</b>	<b>7.63</b>	<b>2.00</b>	<b>0.19</b>	<b>6.50</b>	<b>119.56</b>	<b>123.34</b>

Movement 5.8: Northbound on A219 Wimbledon Hill Road									Flow in Vehicles / Hour	
TIME	P/CYCLE	M/CYCLE	CAR	TAXI	LGV	OGV1	OGV2	BUS/COACH	TOTAL	PCU TOTAL
1500 - 1515	0	8	304	8	8	8	4	24	364	392.40
1515 - 1530	4	12	372	0	4	12	4	36	444	480.80
1530 - 1545	0	8	364	4	8	8	4	16	412	432.40
1545 - 1600	12	8	376	0	4	12	0	20	432	443.60
<b>Hourly Total</b>	<b>16</b>	<b>36</b>	<b>1416</b>	<b>12</b>	<b>24</b>	<b>40</b>	<b>12</b>	<b>96</b>	<b>1652</b>	<b>1749.20</b>
<b>Hourly Average</b>	<b>4.00</b>	<b>9.00</b>	<b>354.00</b>	<b>3.00</b>	<b>6.00</b>	<b>10.00</b>	<b>3.00</b>	<b>24.00</b>	<b>413.00</b>	<b>437.30</b>
1600 - 1615	8	32	296	24	32	4	0	28	424	428.40
1615 - 1630	0	12	356	24	48	24	0	36	500	540.80
1630 - 1645	8	16	368	8	60	12	0	20	492	502.00
1645 - 1700	8	0	376	28	40	0	0	36	488	517.60
<b>Hourly Total</b>	<b>24</b>	<b>60</b>	<b>1396</b>	<b>84</b>	<b>180</b>	<b>40</b>	<b>0</b>	<b>120</b>	<b>1904</b>	<b>1988.80</b>
<b>Hourly Average</b>	<b>6.00</b>	<b>15.00</b>	<b>349.00</b>	<b>21.00</b>	<b>45.00</b>	<b>10.00</b>	<b>0.00</b>	<b>30.00</b>	<b>476.00</b>	<b>497.20</b>
1700 - 1715	12	24	380	24	60	8	0	24	532	536.00
1715 - 1730	8	24	392	40	56	12	0	28	560	573.20
1730 - 1745	8	24	392	32	8	0	0	32	496	507.20
1745 - 1800	12	28	320	24	32	0	0	40	456	469.60
<b>Hourly Total</b>	<b>40</b>	<b>100</b>	<b>1484</b>	<b>120</b>	<b>156</b>	<b>20</b>	<b>0</b>	<b>124</b>	<b>2044</b>	<b>2086.00</b>
<b>Hourly Average</b>	<b>10.00</b>	<b>25.00</b>	<b>371.00</b>	<b>30.00</b>	<b>39.00</b>	<b>5.00</b>	<b>0.00</b>	<b>31.00</b>	<b>511.00</b>	<b>521.50</b>
1800 - 1815	12	20	392	40	40	12	0	8	524	516.40
1815 - 1830	8	32	392	44	36	4	0	20	536	532.40
1830 - 1845	8	8	396	32	16	4	0	24	488	502.80
1845 - 1900	8	12	364	52	36	8	0	24	504	518.40
<b>Hourly Total</b>	<b>36</b>	<b>72</b>	<b>1544</b>	<b>168</b>	<b>128</b>	<b>28</b>	<b>0</b>	<b>76</b>	<b>2052</b>	<b>2070.00</b>
<b>Hourly Average</b>	<b>9.00</b>	<b>18.00</b>	<b>386.00</b>	<b>42.00</b>	<b>32.00</b>	<b>7.00</b>	<b>0.00</b>	<b>19.00</b>	<b>513.00</b>	<b>517.50</b>
<b>PM Session Total</b>	<b>116</b>	<b>268</b>	<b>5840</b>	<b>384</b>	<b>488</b>	<b>128</b>	<b>12</b>	<b>416</b>	<b>7652</b>	<b>7894.00</b>
<b>PM Session Average</b>	<b>7.25</b>	<b>16.75</b>	<b>365.00</b>	<b>24.00</b>	<b>30.50</b>	<b>8.00</b>	<b>0.75</b>	<b>26.00</b>	<b>478.25</b>	<b>493.38</b>

Movement 5.8: Northbound on A219 Wimbledon Hill Road									Traffic Mix	
TIME	P/CYCLE	M/CYCLE	CAR	TAXI	LGV	OGV1	OGV2	BUS/COACH	TOTAL	PCU TOTAL
1500 - 1515	0.00	0.02	0.84	0.02	0.02	0.02	0.01	0.07	1	1.08
1515 - 1530	0.01	0.03	0.84	0.00	0.01	0.03	0.01	0.08	1	1.08
1530 - 1545	0.00	0.02	0.88	0.01	0.02	0.02	0.01	0.04	1	1.05
1545 - 1600	0.03	0.02	0.87	0.00	0.01	0.03	0.00	0.05	1	1.03
<b>Hourly Total</b>	<b>0.04</b>	<b>0.09</b>	<b>3.43</b>	<b>0.03</b>	<b>0.06</b>	<b>0.10</b>	<b>0.03</b>	<b>0.23</b>	<b>4</b>	<b>4.24</b>
<b>Hourly Average</b>	<b>0.01</b>	<b>0.02</b>	<b>0.86</b>	<b>0.01</b>	<b>0.01</b>	<b>0.02</b>	<b>0.01</b>	<b>0.06</b>	<b>1.00</b>	<b>1.06</b>
1600 - 1615	0.02	0.08	0.70	0.06	0.08	0.01	0.00	0.07	1	1.01
1615 - 1630	0.00	0.02	0.71	0.05	0.10	0.05	0.00	0.07	1	1.08
1630 - 1645	0.02	0.03	0.75	0.02	0.12	0.02	0.00	0.04	1	1.02
1645 - 1700	0.02	0.00	0.77	0.06	0.08	0.00	0.00	0.07	1	1.06
<b>Hourly Total</b>	<b>0.05</b>	<b>0.13</b>	<b>2.93</b>	<b>0.18</b>	<b>0.38</b>	<b>0.08</b>	<b>0.00</b>	<b>0.25</b>	<b>4</b>	<b>4.17</b>
<b>Hourly Average</b>	<b>0.01</b>	<b>0.03</b>	<b>0.73</b>	<b>0.04</b>	<b>0.09</b>	<b>0.02</b>	<b>0.00</b>	<b>0.06</b>	<b>1.00</b>	<b>1.04</b>
1700 - 1715	0.02	0.05	0.71	0.05	0.11	0.02	0.00	0.05	1	1.01
1715 - 1730	0.01	0.04	0.70	0.07	0.10	0.02	0.00	0.05	1	1.02
1730 - 1745	0.02	0.05	0.79	0.06	0.02	0.00	0.00	0.06	1	1.02
1745 - 1800	0.03	0.06	0.70	0.05	0.07	0.00	0.00	0.09	1	1.03
<b>Hourly Total</b>	<b>0.08</b>	<b>0.20</b>	<b>2.91</b>	<b>0.23</b>	<b>0.30</b>	<b>0.04</b>	<b>0.00</b>	<b>0.25</b>	<b>4</b>	<b>4.08</b>
<b>Hourly Average</b>	<b>0.02</b>	<b>0.05</b>	<b>0.73</b>	<b>0.06</b>	<b>0.07</b>	<b>0.01</b>	<b>0.00</b>	<b>0.06</b>	<b>1.00</b>	<b>1.02</b>
1800 - 1815	0.02	0.04	0.75	0.08	0.08	0.02	0.00	0.02	1	0.99
1815 - 1830	0.01	0.06	0.73	0.08	0.07	0.01	0.00	0.04	1	0.99
1830 - 1845	0.02	0.02	0.81	0.07	0.03	0.01	0.00	0.05	1	1.03
1845 - 1900	0.02	0.02	0.72	0.10	0.07	0.02	0.00	0.05	1	1.03
<b>Hourly Total</b>	<b>0.07</b>	<b>0.14</b>	<b>3.01</b>	<b>0.33</b>	<b>0.25</b>	<b>0.05</b>	<b>0.00</b>	<b>0.15</b>	<b>4</b>	<b>4.04</b>
<b>Hourly Average</b>	<b>0.02</b>	<b>0.03</b>	<b>0.75</b>	<b>0.08</b>	<b>0.06</b>	<b>0.01</b>	<b>0.00</b>	<b>0.04</b>	<b>1.00</b>	<b>1.01</b>
<b>PM Session Total</b>	<b>0.24</b>	<b>0.55</b>	<b>12.27</b>	<b>0.77</b>	<b>0.98</b>	<b>0.27</b>	<b>0.03</b>	<b>0.88</b>	<b>16.00</b>	<b>16.53</b>
<b>PM Session Average</b>	<b>0.01</b>	<b>0.03</b>	<b>0.77</b>	<b>0.05</b>	<b>0.06</b>	<b>0.02</b>	<b>0.00</b>	<b>0.06</b>	<b>1.00</b>	<b>1.03</b>

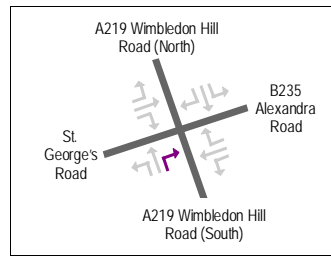


Wimbledon Town Centre Survey  
Traffic Count Survey

Site 5 of 8

A219 Wimbledon Hill Road  
B235 Alexandra Road  
St. George's Road

Date  
Wednesday, 13th October 2004  
0700 - 1000 (AM Peak)



Movement 5.9: Right from A219 Wimbledon Hill Road (South) to B235 Alexandra Road									Original Data	
TIME	P/CYCLE	M/CYCLE	CAR	TAXI	LGV	OGV1	OGV2	BUS/COACH	TOTAL	PCU TOTAL
0700 - 0715	0	1	17	1	9	0	0	1	29	29.40
0715 - 0730	0	0	18	0	7	3	1	2	31	35.80
0730 - 0745	0	0	34	3	11	1	0	1	50	51.50
0745 - 0800	1	2	33	9	7	0	1	1	54	54.30
<b>Hourly Total</b>	<b>1</b>	<b>3</b>	<b>102</b>	<b>13</b>	<b>34</b>	<b>4</b>	<b>2</b>	<b>5</b>	<b>164</b>	<b>171.00</b>
<b>Hourly Average</b>	<b>0.25</b>	<b>0.75</b>	<b>25.50</b>	<b>3.25</b>	<b>8.50</b>	<b>1.00</b>	<b>0.50</b>	<b>1.25</b>	<b>41.00</b>	<b>42.75</b>
0800 - 0815	6	1	48	9	4	2	0	0	70	65.60
0815 - 0830	0	3	39	8	4	1	0	2	57	57.70
0830 - 0845	0	1	44	8	4	0	0	1	58	58.40
0845 - 0900	0	0	18	5	4	0	1	3	31	35.30
<b>Hourly Total</b>	<b>6</b>	<b>5</b>	<b>149</b>	<b>30</b>	<b>16</b>	<b>3</b>	<b>1</b>	<b>6</b>	<b>216</b>	<b>217.00</b>
<b>Hourly Average</b>	<b>1.50</b>	<b>1.25</b>	<b>37.25</b>	<b>7.50</b>	<b>4.00</b>	<b>0.75</b>	<b>0.25</b>	<b>1.50</b>	<b>54.00</b>	<b>54.25</b>
0900 - 0915	0	1	32	1	6	4	0	3	47	51.40
0915 - 0930	0	0	33	3	5	2	0	1	44	46.00
0930 - 0945	0	0	21	1	4	0	0	0	26	26.00
0945 - 1000	0	1	18	5	2	0	0	3	29	31.40
<b>Hourly Total</b>	<b>0</b>	<b>2</b>	<b>104</b>	<b>10</b>	<b>17</b>	<b>6</b>	<b>0</b>	<b>7</b>	<b>146</b>	<b>154.80</b>
<b>Hourly Average</b>	<b>0.00</b>	<b>0.50</b>	<b>26.00</b>	<b>2.50</b>	<b>4.25</b>	<b>1.50</b>	<b>0.00</b>	<b>1.75</b>	<b>36.50</b>	<b>38.70</b>
<b>AM Session Total</b>	<b>7</b>	<b>10</b>	<b>355</b>	<b>53</b>	<b>67</b>	<b>13</b>	<b>3</b>	<b>18</b>	<b>526</b>	<b>542.80</b>
<b>AM Session Average</b>	<b>0.58</b>	<b>0.83</b>	<b>29.58</b>	<b>4.42</b>	<b>5.58</b>	<b>1.08</b>	<b>0.25</b>	<b>1.50</b>	<b>43.83</b>	<b>45.23</b>

Movement 5.9: Right from A219 Wimbledon Hill Road (South) to B235 Alexandra Road									Flow in Vehicles / Hour	
TIME	P/CYCLE	M/CYCLE	CAR	TAXI	LGV	OGV1	OGV2	BUS/COACH	TOTAL	PCU TOTAL
0700 - 0715	0	4	68	4	36	0	0	4	116	117.60
0715 - 0730	0	0	72	0	28	12	4	8	124	143.20
0730 - 0745	0	0	136	12	44	4	0	4	200	206.00
0745 - 0800	4	8	132	36	28	0	4	4	216	217.20
<b>Hourly Total</b>	<b>4</b>	<b>12</b>	<b>408</b>	<b>52</b>	<b>136</b>	<b>16</b>	<b>8</b>	<b>20</b>	<b>656</b>	<b>684.00</b>
<b>Hourly Average</b>	<b>1.00</b>	<b>3.00</b>	<b>102.00</b>	<b>13.00</b>	<b>34.00</b>	<b>4.00</b>	<b>2.00</b>	<b>5.00</b>	<b>164.00</b>	<b>171.00</b>
0800 - 0815	24	4	192	36	16	8	0	0	280	262.40
0815 - 0830	0	12	156	32	16	4	0	8	228	230.80
0830 - 0845	0	4	176	32	16	0	0	4	232	233.60
0845 - 0900	0	0	72	20	16	0	4	12	124	141.20
<b>Hourly Total</b>	<b>24</b>	<b>20</b>	<b>596</b>	<b>120</b>	<b>64</b>	<b>12</b>	<b>4</b>	<b>24</b>	<b>864</b>	<b>868.00</b>
<b>Hourly Average</b>	<b>6.00</b>	<b>5.00</b>	<b>149.00</b>	<b>30.00</b>	<b>16.00</b>	<b>3.00</b>	<b>1.00</b>	<b>6.00</b>	<b>216.00</b>	<b>217.00</b>
0900 - 0915	0	4	128	4	24	16	0	12	188	205.60
0915 - 0930	0	0	132	12	20	8	0	4	176	184.00
0930 - 0945	0	0	84	4	16	0	0	0	104	104.00
0945 - 1000	0	4	72	20	8	0	0	12	116	125.60
<b>Hourly Total</b>	<b>0</b>	<b>8</b>	<b>416</b>	<b>40</b>	<b>68</b>	<b>24</b>	<b>0</b>	<b>28</b>	<b>584</b>	<b>619.20</b>
<b>Hourly Average</b>	<b>0.00</b>	<b>2.00</b>	<b>104.00</b>	<b>10.00</b>	<b>17.00</b>	<b>6.00</b>	<b>0.00</b>	<b>7.00</b>	<b>146.00</b>	<b>154.80</b>
<b>AM Session Total</b>	<b>28</b>	<b>40</b>	<b>1420</b>	<b>212</b>	<b>268</b>	<b>52</b>	<b>12</b>	<b>72</b>	<b>2104</b>	<b>2171.20</b>
<b>AM Session Average</b>	<b>2.33</b>	<b>3.33</b>	<b>118.33</b>	<b>17.67</b>	<b>22.33</b>	<b>4.33</b>	<b>1.00</b>	<b>6.00</b>	<b>175.33</b>	<b>180.93</b>

Movement 5.9: Right from A219 Wimbledon Hill Road (South) to B235 Alexandra Road									Traffic Mix	
TIME	P/CYCLE	M/CYCLE	CAR	TAXI	LGV	OGV1	OGV2	BUS/COACH	TOTAL	PCU TOTAL
0700 - 0715	0.00	0.03	0.59	0.03	0.31	0.00	0.00	0.03	1	1.01
0715 - 0730	0.00	0.00	0.58	0.00	0.23	0.10	0.03	0.06	1	1.15
0730 - 0745	0.00	0.00	0.68	0.06	0.22	0.02	0.00	0.02	1	1.03
0745 - 0800	0.02	0.04	0.61	0.17	0.13	0.00	0.02	0.02	1	1.01
<b>Hourly Total</b>	<b>0.02</b>	<b>0.07</b>	<b>2.46</b>	<b>0.26</b>	<b>0.89</b>	<b>0.12</b>	<b>0.05</b>	<b>0.14</b>	<b>4</b>	<b>4.20</b>
<b>Hourly Average</b>	<b>0.00</b>	<b>0.02</b>	<b>0.61</b>	<b>0.07</b>	<b>0.22</b>	<b>0.03</b>	<b>0.01</b>	<b>0.03</b>	<b>1.00</b>	<b>1.05</b>
0800 - 0815	0.09	0.01	0.69	0.13	0.06	0.03	0.00	0.00	1	0.94
0815 - 0830	0.00	0.05	0.68	0.14	0.07	0.02	0.00	0.04	1	1.01
0830 - 0845	0.00	0.02	0.76	0.14	0.07	0.00	0.00	0.02	1	1.01
0845 - 0900	0.00	0.00	0.58	0.16	0.13	0.00	0.03	0.10	1	1.14
<b>Hourly Total</b>	<b>0.09</b>	<b>0.08</b>	<b>2.71</b>	<b>0.57</b>	<b>0.33</b>	<b>0.05</b>	<b>0.03</b>	<b>0.15</b>	<b>4</b>	<b>4.10</b>
<b>Hourly Average</b>	<b>0.02</b>	<b>0.02</b>	<b>0.68</b>	<b>0.14</b>	<b>0.08</b>	<b>0.01</b>	<b>0.01</b>	<b>0.04</b>	<b>1.00</b>	<b>1.02</b>
0900 - 0915	0.00	0.02	0.68	0.02	0.13	0.09	0.00	0.06	1	1.09
0915 - 0930	0.00	0.00	0.75	0.07	0.11	0.05	0.00	0.02	1	1.05
0930 - 0945	0.00	0.00	0.81	0.04	0.15	0.00	0.00	0.00	1	1.00
0945 - 1000	0.00	0.03	0.62	0.17	0.07	0.00	0.00	0.10	1	1.08
<b>Hourly Total</b>	<b>0.00</b>	<b>0.06</b>	<b>2.86</b>	<b>0.30</b>	<b>0.46</b>	<b>0.13</b>	<b>0.00</b>	<b>0.19</b>	<b>4</b>	<b>4.22</b>
<b>Hourly Average</b>	<b>0.00</b>	<b>0.01</b>	<b>0.71</b>	<b>0.08</b>	<b>0.12</b>	<b>0.03</b>	<b>0.00</b>	<b>0.05</b>	<b>1.00</b>	<b>1.06</b>
<b>AM Session Total</b>	<b>0.10</b>	<b>0.21</b>	<b>8.03</b>	<b>1.13</b>	<b>1.68</b>	<b>0.29</b>	<b>0.08</b>	<b>0.48</b>	<b>12</b>	<b>12.52</b>
<b>AM Session Average</b>	<b>0.01</b>	<b>0.02</b>	<b>0.67</b>	<b>0.09</b>	<b>0.14</b>	<b>0.02</b>	<b>0.01</b>	<b>0.04</b>	<b>1.00</b>	<b>1.04</b>

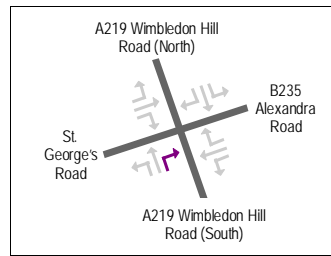
Wimbledon Town Centre Survey  
Traffic Count Survey

Site 5 of 8

A219 Wimbledon Hill Road  
B235 Alexandra Road  
St. George's Road

Date

Wednesday, 13th October 2004  
1130 - 1430 (Inter Peak)



Movement 5.9: Right from A219 Wimbledon Hill Road (South) to B235 Alexandra Road									Original Data	
TIME	P/CYCLE	M/CYCLE	CAR	TAXI	LGV	OGV1	OGV2	BUS/COACH	TOTAL	PCU TOTAL
1130 - 1145	0	1	17	2	4	0	0	3	27	29.40
1145 - 1200	0	0	10	2	7	0	0	1	20	21.00
1200 - 1215	0	0	18	2	6	1	0	0	27	27.50
1215 - 1230	0	0	30	3	0	0	0	3	36	39.00
Hourly Total	0	1	75	9	17	1	0	7	110	116.90
Hourly Average	0.00	0.25	18.75	2.25	4.25	0.25	0.00	1.75	27.50	29.23
1230 - 1245	0	1	15	0	3	0	0	0	19	18.40
1245 - 1300	1	1	22	10	5	0	0	1	40	39.60
1300 - 1315	0	0	17	3	2	0	0	2	24	26.00
1315 - 1330	0	0	13	5	8	0	3	0	29	32.90
Hourly Total	1	2	67	18	18	0	3	3	112	116.90
Hourly Average	0.25	0.50	16.75	4.50	4.50	0.00	0.75	0.75	28.00	29.23
1330 - 1345	0	0	14	4	3	0	0	1	22	23.00
1345 - 1400	0	0	11	2	1	0	0	2	16	18.00
1400 - 1415	0	0	8	1	4	1	1	2	17	20.80
1415 - 1430	0	0	18	2	4	0	0	1	25	26.00
Hourly Total	0	0	51	9	12	1	1	6	80	87.80
Hourly Average	0.00	0.00	12.75	2.25	3.00	0.25	0.25	1.50	20.00	21.95

Inter Session Total	1	3	193	36	47	2	4	16	302	321.60
Inter Session Average	0.08	0.25	16.08	3.00	3.92	0.17	0.33	1.33	25.17	26.80

Movement 5.9: Right from A219 Wimbledon Hill Road (South) to B235 Alexandra Road									Flow in Vehicles / Hour	
TIME	P/CYCLE	M/CYCLE	CAR	TAXI	LGV	OGV1	OGV2	BUS/COACH	TOTAL	PCU TOTAL
1130 - 1145	0	4	68	8	16	0	0	12	108	117.60
1145 - 1200	0	0	40	8	28	0	0	4	80	84.00
1200 - 1215	0	0	72	8	24	4	0	0	108	110.00
1215 - 1230	0	0	120	12	0	0	0	12	144	156.00
Hourly Total	0	4	300	36	68	4	0	28	440	467.60
Hourly Average	0.00	1.00	75.00	9.00	17.00	1.00	0.00	7.00	110.00	116.90
1230 - 1245	0	4	60	0	12	0	0	0	76	73.60
1245 - 1300	4	4	88	40	20	0	0	4	160	158.40
1300 - 1315	0	0	68	12	8	0	0	8	96	104.00
1315 - 1330	0	0	52	20	32	0	12	0	116	131.60
Hourly Total	4	8	268	72	72	0	12	12	448	467.60
Hourly Average	1.00	2.00	67.00	18.00	18.00	0.00	3.00	3.00	112.00	116.90
1330 - 1345	0	0	56	16	12	0	0	4	88	92.00
1345 - 1400	0	0	44	8	4	0	0	8	64	72.00
1400 - 1415	0	0	32	4	16	4	4	8	68	83.20
1415 - 1430	0	0	72	8	16	0	0	4	100	104.00
Hourly Total	0	0	204	36	48	4	4	24	320	351.20
Hourly Average	0.00	0.00	51.00	9.00	12.00	1.00	1.00	6.00	80.00	87.80

Inter Session Total	4	12	772	144	188	8	16	64	1208	1286.40
Inter Session Average	0.33	1.00	64.33	12.00	15.67	0.67	1.33	5.33	100.67	107.20

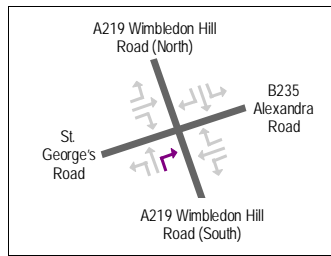
Movement 5.9: Right from A219 Wimbledon Hill Road (South) to B235 Alexandra Road									Traffic Mix	
TIME	P/CYCLE	M/CYCLE	CAR	TAXI	LGV	OGV1	OGV2	BUS/COACH	TOTAL	PCU TOTAL
1130 - 1145	0.00	0.04	0.63	0.07	0.15	0.00	0.00	0.11	1	1.09
1145 - 1200	0.00	0.00	0.50	0.10	0.35	0.00	0.00	0.05	1	1.05
1200 - 1215	0.00	0.00	0.67	0.07	0.22	0.04	0.00	0.00	1	1.02
1215 - 1230	0.00	0.00	0.83	0.08	0.00	0.00	0.00	0.08	1	1.08
Hourly Total	0.00	0.04	2.63	0.33	0.72	0.04	0.00	0.24	4	4.24
Hourly Average	0.00	0.01	0.66	0.08	0.18	0.01	0.00	0.06	1.00	1.06
1230 - 1245	0.00	0.05	0.79	0.00	0.16	0.00	0.00	0.00	1	0.97
1245 - 1300	0.03	0.03	0.55	0.25	0.13	0.00	0.00	0.03	1	0.99
1300 - 1315	0.00	0.00	0.71	0.13	0.08	0.00	0.00	0.08	1	1.08
1315 - 1330	0.00	0.00	0.45	0.17	0.28	0.00	0.10	0.00	1	1.13
Hourly Total	0.03	0.08	2.50	0.55	0.64	0.00	0.10	0.11	4	4.18
Hourly Average	0.01	0.02	0.62	0.14	0.16	0.00	0.03	0.03	1.00	1.04
1330 - 1345	0.00	0.00	0.64	0.18	0.14	0.00	0.00	0.05	1	1.05
1345 - 1400	0.00	0.00	0.69	0.13	0.06	0.00	0.00	0.13	1	1.13
1400 - 1415	0.00	0.00	0.47	0.06	0.24	0.06	0.06	0.12	1	1.22
1415 - 1430	0.00	0.00	0.72	0.08	0.16	0.00	0.00	0.04	1	1.04
Hourly Total	0.00	0.00	2.51	0.45	0.59	0.06	0.06	0.33	4	4.43
Hourly Average	0.00	0.00	0.63	0.11	0.15	0.01	0.01	0.08	1.00	1.11

Inter Session Total	0.03	0.11	7.64	1.32	1.96	0.10	0.16	0.68	12	12.85
Inter Session Average	0.00	0.01	0.64	0.11	0.16	0.01	0.01	0.06	1.00	1.07

Wimbledon Town Centre Survey  
Traffic Count Survey

Site 5 of 8  
A219 Wimbledon Hill Road  
B235 Alexandra Road  
St. George's Road

Date  
Wednesday, 13th October 2004  
1500 - 1900 (PM Peak)



Movement 5.9: Right from A219 Wimbledon Hill Road (South) to B235 Alexandra Road									Original Data	
TIME	P/CYCLE	M/CYCLE	CAR	TAXI	LGV	OGV1	OGV2	BUS/COACH	TOTAL	PCU TOTAL
1500 - 1515	0	0	18	3	5	0	0	1	27	28.00
1515 - 1530	0	0	22	3	0	0	0	2	27	29.00
1530 - 1545	0	1	31	4	2	1	0	1	40	40.90
1545 - 1600	0	0	20	4	0	0	0	0	24	24.00
<b>Hourly Total</b>	<b>0</b>	<b>1</b>	<b>91</b>	<b>14</b>	<b>7</b>	<b>1</b>	<b>0</b>	<b>4</b>	<b>118</b>	<b>121.90</b>
<b>Hourly Average</b>	<b>0.00</b>	<b>0.25</b>	<b>22.75</b>	<b>3.50</b>	<b>1.75</b>	<b>0.25</b>	<b>0.00</b>	<b>1.00</b>	<b>29.50</b>	<b>30.48</b>
1600 - 1615	0	0	21	3	3	0	0	2	29	31.00
1615 - 1630	0	0	20	6	1	0	0	2	29	31.00
1630 - 1645	0	0	15	2	0	0	0	2	19	21.00
1645 - 1700	0	0	24	3	2	0	0	2	31	33.00
<b>Hourly Total</b>	<b>0</b>	<b>0</b>	<b>80</b>	<b>14</b>	<b>6</b>	<b>0</b>	<b>0</b>	<b>8</b>	<b>108</b>	<b>116.00</b>
<b>Hourly Average</b>	<b>0.00</b>	<b>0.00</b>	<b>20.00</b>	<b>3.50</b>	<b>1.50</b>	<b>0.00</b>	<b>0.00</b>	<b>2.00</b>	<b>27.00</b>	<b>29.00</b>
1700 - 1715	0	0	25	2	5	0	0	3	35	38.00
1715 - 1730	0	0	27	5	2	0	0	2	36	38.00
1730 - 1745	0	0	30	7	1	0	0	1	39	40.00
1745 - 1800	0	0	18	2	1	0	0	2	23	25.00
<b>Hourly Total</b>	<b>0</b>	<b>0</b>	<b>100</b>	<b>16</b>	<b>9</b>	<b>0</b>	<b>0</b>	<b>8</b>	<b>133</b>	<b>141.00</b>
<b>Hourly Average</b>	<b>0.00</b>	<b>0.00</b>	<b>25.00</b>	<b>4.00</b>	<b>2.25</b>	<b>0.00</b>	<b>0.00</b>	<b>2.00</b>	<b>33.25</b>	<b>35.25</b>
1800 - 1815	1	0	33	4	0	1	0	1	40	40.70
1815 - 1830	0	0	31	11	1	0	0	3	46	49.00
1830 - 1845	0	0	29	6	2	0	0	1	38	39.00
1845 - 1900	0	0	15	10	2	0	0	2	29	31.00
<b>Hourly Total</b>	<b>1</b>	<b>0</b>	<b>108</b>	<b>31</b>	<b>5</b>	<b>1</b>	<b>0</b>	<b>7</b>	<b>153</b>	<b>159.70</b>
<b>Hourly Average</b>	<b>0.25</b>	<b>0.00</b>	<b>27.00</b>	<b>7.75</b>	<b>1.25</b>	<b>0.25</b>	<b>0.00</b>	<b>1.75</b>	<b>38.25</b>	<b>39.93</b>
<b>PM Session Total</b>	<b>1</b>	<b>1</b>	<b>379</b>	<b>75</b>	<b>27</b>	<b>2</b>	<b>0</b>	<b>27</b>	<b>512</b>	<b>538.60</b>
<b>PM Session Average</b>	<b>0.06</b>	<b>0.06</b>	<b>23.69</b>	<b>4.69</b>	<b>1.69</b>	<b>0.13</b>	<b>0.00</b>	<b>1.69</b>	<b>32.00</b>	<b>33.66</b>

Movement 5.9: Right from A219 Wimbledon Hill Road (South) to B235 Alexandra Road									Flow in Vehicles / Hour	
TIME	P/CYCLE	M/CYCLE	CAR	TAXI	LGV	OGV1	OGV2	BUS/COACH	TOTAL	PCU TOTAL
1500 - 1515	0	0	72	12	20	0	0	4	108	112.00
1515 - 1530	0	0	88	12	0	0	0	8	108	116.00
1530 - 1545	0	4	124	16	8	4	0	4	160	163.60
1545 - 1600	0	0	80	16	0	0	0	0	96	96.00
<b>Hourly Total</b>	<b>0</b>	<b>4</b>	<b>364</b>	<b>56</b>	<b>28</b>	<b>4</b>	<b>0</b>	<b>16</b>	<b>472</b>	<b>487.60</b>
<b>Hourly Average</b>	<b>0.00</b>	<b>1.00</b>	<b>91.00</b>	<b>14.00</b>	<b>7.00</b>	<b>1.00</b>	<b>0.00</b>	<b>4.00</b>	<b>118.00</b>	<b>121.90</b>
1600 - 1615	0	0	84	12	12	0	0	8	116	124.00
1615 - 1630	0	0	80	24	4	0	0	8	116	124.00
1630 - 1645	0	0	60	8	0	0	0	8	76	84.00
1645 - 1700	0	0	96	12	8	0	0	8	124	132.00
<b>Hourly Total</b>	<b>0</b>	<b>0</b>	<b>320</b>	<b>56</b>	<b>24</b>	<b>0</b>	<b>0</b>	<b>32</b>	<b>432</b>	<b>464.00</b>
<b>Hourly Average</b>	<b>0.00</b>	<b>0.00</b>	<b>80.00</b>	<b>14.00</b>	<b>6.00</b>	<b>0.00</b>	<b>0.00</b>	<b>8.00</b>	<b>108.00</b>	<b>116.00</b>
1700 - 1715	0	0	100	8	20	0	0	12	140	152.00
1715 - 1730	0	0	108	20	8	0	0	8	144	152.00
1730 - 1745	0	0	120	28	4	0	0	4	156	160.00
1745 - 1800	0	0	72	8	4	0	0	8	92	100.00
<b>Hourly Total</b>	<b>0</b>	<b>0</b>	<b>400</b>	<b>64</b>	<b>36</b>	<b>0</b>	<b>0</b>	<b>32</b>	<b>532</b>	<b>564.00</b>
<b>Hourly Average</b>	<b>0.00</b>	<b>0.00</b>	<b>100.00</b>	<b>16.00</b>	<b>9.00</b>	<b>0.00</b>	<b>0.00</b>	<b>8.00</b>	<b>133.00</b>	<b>141.00</b>
1800 - 1815	4	0	132	16	0	4	0	4	160	162.80
1815 - 1830	0	0	124	44	4	0	0	12	184	196.00
1830 - 1845	0	0	116	24	8	0	0	4	152	156.00
1845 - 1900	0	0	60	40	8	0	0	8	116	124.00
<b>Hourly Total</b>	<b>4</b>	<b>0</b>	<b>432</b>	<b>124</b>	<b>20</b>	<b>4</b>	<b>0</b>	<b>28</b>	<b>612</b>	<b>638.80</b>
<b>Hourly Average</b>	<b>1.00</b>	<b>0.00</b>	<b>108.00</b>	<b>31.00</b>	<b>5.00</b>	<b>1.00</b>	<b>0.00</b>	<b>7.00</b>	<b>153.00</b>	<b>159.70</b>
<b>PM Session Total</b>	<b>4</b>	<b>4</b>	<b>1516</b>	<b>300</b>	<b>108</b>	<b>8</b>	<b>0</b>	<b>108</b>	<b>2048</b>	<b>2154.40</b>
<b>PM Session Average</b>	<b>0.25</b>	<b>0.25</b>	<b>94.75</b>	<b>18.75</b>	<b>6.75</b>	<b>0.50</b>	<b>0.00</b>	<b>6.75</b>	<b>128.00</b>	<b>134.65</b>

Movement 5.9: Right from A219 Wimbledon Hill Road (South) to B235 Alexandra Road									Traffic Mix	
TIME	P/CYCLE	M/CYCLE	CAR	TAXI	LGV	OGV1	OGV2	BUS/COACH	TOTAL	PCU TOTAL
1500 - 1515	0.00	0.00	0.67	0.11	0.19	0.00	0.00	0.04	1	1.04
1515 - 1530	0.00	0.00	0.81	0.11	0.00	0.00	0.00	0.07	1	1.07
1530 - 1545	0.00	0.03	0.78	0.10	0.05	0.03	0.00	0.03	1	1.02
1545 - 1600	0.00	0.00	0.83	0.17	0.00	0.00	0.00	0.00	1	1.00
<b>Hourly Total</b>	<b>0.00</b>	<b>0.03</b>	<b>3.09</b>	<b>0.49</b>	<b>0.24</b>	<b>0.03</b>	<b>0.00</b>	<b>0.14</b>	<b>4</b>	<b>4.13</b>
<b>Hourly Average</b>	<b>0.00</b>	<b>0.01</b>	<b>0.77</b>	<b>0.12</b>	<b>0.06</b>	<b>0.01</b>	<b>0.00</b>	<b>0.03</b>	<b>1.00</b>	<b>1.03</b>
1600 - 1615	0.00	0.00	0.72	0.10	0.10	0.00	0.00	0.07	1	1.07
1615 - 1630	0.00	0.00	0.69	0.21	0.03	0.00	0.00	0.07	1	1.07
1630 - 1645	0.00	0.00	0.79	0.11	0.00	0.00	0.00	0.11	1	1.11
1645 - 1700	0.00	0.00	0.77	0.10	0.06	0.00	0.00	0.06	1	1.06
<b>Hourly Total</b>	<b>0.00</b>	<b>0.00</b>	<b>2.98</b>	<b>0.51</b>	<b>0.20</b>	<b>0.00</b>	<b>0.00</b>	<b>0.31</b>	<b>4</b>	<b>4.31</b>
<b>Hourly Average</b>	<b>0.00</b>	<b>0.00</b>	<b>0.74</b>	<b>0.13</b>	<b>0.05</b>	<b>0.00</b>	<b>0.00</b>	<b>0.08</b>	<b>1.00</b>	<b>1.08</b>
1700 - 1715	0.00	0.00	0.71	0.06	0.14	0.00	0.00	0.09	1	1.09
1715 - 1730	0.00	0.00	0.75	0.14	0.06	0.00	0.00	0.06	1	1.06
1730 - 1745	0.00	0.00	0.77	0.18	0.03	0.00	0.00	0.03	1	1.03
1745 - 1800	0.00	0.00	0.78	0.09	0.04	0.00	0.00	0.09	1	1.09
<b>Hourly Total</b>	<b>0.00</b>	<b>0.00</b>	<b>3.02</b>	<b>0.46</b>	<b>0.27</b>	<b>0.00</b>	<b>0.00</b>	<b>0.25</b>	<b>4</b>	<b>4.25</b>
<b>Hourly Average</b>	<b>0.00</b>	<b>0.00</b>	<b>0.75</b>	<b>0.12</b>	<b>0.07</b>	<b>0.00</b>	<b>0.00</b>	<b>0.06</b>	<b>1.00</b>	<b>1.06</b>
1800 - 1815	0.03	0.00	0.83	0.10	0.00	0.03	0.00	0.03	1	1.02
1815 - 1830	0.00	0.00	0.67	0.24	0.02	0.00	0.00	0.07	1	1.07
1830 - 1845	0.00	0.00	0.76	0.16	0.05	0.00	0.00	0.03	1	1.03
1845 - 1900	0.00	0.00	0.52	0.34	0.07	0.00	0.00	0.07	1	1.07
<b>Hourly Total</b>	<b>0.03</b>	<b>0.00</b>	<b>2.78</b>	<b>0.84</b>	<b>0.14</b>	<b>0.03</b>	<b>0.00</b>	<b>0.19</b>	<b>4</b>	<b>4.18</b>
<b>Hourly Average</b>	<b>0.01</b>	<b>0.00</b>	<b>0.69</b>	<b>0.21</b>	<b>0.04</b>	<b>0.01</b>	<b>0.00</b>	<b>0.05</b>	<b>1.00</b>	<b>1.04</b>
<b>PM Session Total</b>	<b>0.03</b>	<b>0.03</b>	<b>11.86</b>	<b>2.31</b>	<b>0.85</b>	<b>0.05</b>	<b>0.00</b>	<b>0.88</b>	<b>16.00</b>	<b>16.87</b>
<b>PM Session Average</b>	<b>0.00</b>	<b>0.00</b>	<b>0.74</b>	<b>0.14</b>	<b>0.05</b>	<b>0.00</b>	<b>0.00</b>	<b>0.06</b>	<b>1.00</b>	<b>1.05</b>







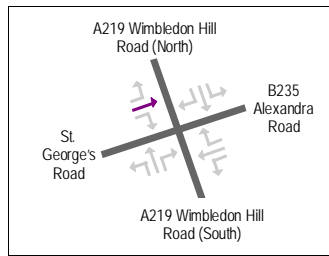
Wimbledon Town Centre Survey  
Traffic Count Survey

Site 5 of 8

A219 Wimbledon Hill Road  
B235 Alexandra Road  
St. George's Road

Date

Wednesday, 13th October 2004  
0700 - 1000 (AM Peak)



Movement 5.11: Eastbound from St. George's Road to B235 Alexandra Road									Original Data	
TIME	P/CYCLE	M/CYCLE	CAR	TAXI	LGV	OGV1	OGV2	BUS/COACH	TOTAL	PCU TOTAL
0700 - 0715	0	4	65	2	23	4	0	0	98	97.60
0715 - 0730	0	2	58	0	21	3	0	0	84	84.30
0730 - 0745	1	0	56	1	15	4	1	2	80	84.50
0745 - 0800	0	1	72	0	10	2	0	0	85	85.40
<b>Hourly Total</b>	<b>1</b>	<b>7</b>	<b>251</b>	<b>3</b>	<b>69</b>	<b>13</b>	<b>1</b>	<b>2</b>	<b>347</b>	<b>351.80</b>
<b>Hourly Average</b>	<b>0.25</b>	<b>1.75</b>	<b>62.75</b>	<b>0.75</b>	<b>17.25</b>	<b>3.25</b>	<b>0.25</b>	<b>0.50</b>	<b>86.75</b>	<b>87.95</b>
0800 - 0815	0	0	57	0	8	1	0	1	67	68.50
0815 - 0830	0	3	45	1	9	2	0	1	61	61.20
0830 - 0845	1	1	55	3	4	2	0	0	66	65.60
0845 - 0900	1	3	39	4	8	3	2	0	60	61.50
<b>Hourly Total</b>	<b>2</b>	<b>7</b>	<b>196</b>	<b>8</b>	<b>29</b>	<b>8</b>	<b>2</b>	<b>2</b>	<b>254</b>	<b>256.80</b>
<b>Hourly Average</b>	<b>0.50</b>	<b>1.75</b>	<b>49.00</b>	<b>2.00</b>	<b>7.25</b>	<b>2.00</b>	<b>0.50</b>	<b>0.50</b>	<b>63.50</b>	<b>64.20</b>
0900 - 0915	0	1	45	1	12	2	5	0	66	72.90
0915 - 0930	1	2	54	3	10	5	0	0	75	75.50
0930 - 0945	1	1	55	3	15	5	3	0	83	88.00
0945 - 1000	0	2	45	1	10	1	4	0	63	67.50
<b>Hourly Total</b>	<b>2</b>	<b>6</b>	<b>199</b>	<b>8</b>	<b>47</b>	<b>13</b>	<b>12</b>	<b>0</b>	<b>287</b>	<b>303.90</b>
<b>Hourly Average</b>	<b>0.50</b>	<b>1.50</b>	<b>49.75</b>	<b>2.00</b>	<b>11.75</b>	<b>3.25</b>	<b>3.00</b>	<b>0.00</b>	<b>71.75</b>	<b>75.98</b>
<b>AM Session Total</b>	<b>5</b>	<b>20</b>	<b>646</b>	<b>19</b>	<b>145</b>	<b>34</b>	<b>15</b>	<b>4</b>	<b>888</b>	<b>912.50</b>
<b>AM Session Average</b>	<b>0.42</b>	<b>1.67</b>	<b>53.83</b>	<b>1.58</b>	<b>12.08</b>	<b>2.83</b>	<b>1.25</b>	<b>0.33</b>	<b>74.00</b>	<b>76.04</b>

Movement 5.11: Eastbound from St. George's Road to B235 Alexandra Road									Flow in Vehicles / Hour	
TIME	P/CYCLE	M/CYCLE	CAR	TAXI	LGV	OGV1	OGV2	BUS/COACH	TOTAL	PCU TOTAL
0700 - 0715	0	16	260	8	92	16	0	0	392	390.40
0715 - 0730	0	8	232	0	84	12	0	0	336	337.20
0730 - 0745	4	0	224	4	60	16	4	8	320	338.00
0745 - 0800	0	4	288	0	40	8	0	0	340	341.60
<b>Hourly Total</b>	<b>4</b>	<b>28</b>	<b>1004</b>	<b>12</b>	<b>276</b>	<b>52</b>	<b>4</b>	<b>8</b>	<b>1388</b>	<b>1407.20</b>
<b>Hourly Average</b>	<b>1.00</b>	<b>7.00</b>	<b>251.00</b>	<b>3.00</b>	<b>69.00</b>	<b>13.00</b>	<b>1.00</b>	<b>2.00</b>	<b>347.00</b>	<b>351.80</b>
0800 - 0815	0	0	228	0	32	4	0	4	268	274.00
0815 - 0830	0	12	180	4	36	8	0	4	244	244.80
0830 - 0845	4	4	220	12	16	8	0	0	264	262.40
0845 - 0900	4	12	156	16	32	12	8	0	240	246.00
<b>Hourly Total</b>	<b>8</b>	<b>28</b>	<b>784</b>	<b>32</b>	<b>116</b>	<b>32</b>	<b>8</b>	<b>8</b>	<b>1016</b>	<b>1027.20</b>
<b>Hourly Average</b>	<b>2.00</b>	<b>7.00</b>	<b>196.00</b>	<b>8.00</b>	<b>29.00</b>	<b>8.00</b>	<b>2.00</b>	<b>2.00</b>	<b>254.00</b>	<b>256.80</b>
0900 - 0915	0	4	180	4	48	8	20	0	264	291.60
0915 - 0930	4	8	216	12	40	20	0	0	300	302.00
0930 - 0945	4	4	220	12	60	20	12	0	332	352.00
0945 - 1000	0	8	180	4	40	4	16	0	252	270.00
<b>Hourly Total</b>	<b>8</b>	<b>24</b>	<b>796</b>	<b>32</b>	<b>188</b>	<b>52</b>	<b>48</b>	<b>0</b>	<b>1148</b>	<b>1215.60</b>
<b>Hourly Average</b>	<b>2.00</b>	<b>6.00</b>	<b>199.00</b>	<b>8.00</b>	<b>47.00</b>	<b>13.00</b>	<b>12.00</b>	<b>0.00</b>	<b>287.00</b>	<b>303.90</b>
<b>AM Session Total</b>	<b>20</b>	<b>80</b>	<b>2584</b>	<b>76</b>	<b>580</b>	<b>136</b>	<b>60</b>	<b>16</b>	<b>3552</b>	<b>3650.00</b>
<b>AM Session Average</b>	<b>1.67</b>	<b>6.67</b>	<b>215.33</b>	<b>6.33</b>	<b>48.33</b>	<b>11.33</b>	<b>5.00</b>	<b>1.33</b>	<b>296.00</b>	<b>304.17</b>

Movement 5.11: Eastbound from St. George's Road to B235 Alexandra Road									Traffic Mix	
TIME	P/CYCLE	M/CYCLE	CAR	TAXI	LGV	OGV1	OGV2	BUS/COACH	TOTAL	PCU TOTAL
0700 - 0715	0.00	0.04	0.66	0.02	0.23	0.04	0.00	0.00	1	1.00
0715 - 0730	0.00	0.02	0.69	0.00	0.25	0.04	0.00	0.00	1	1.00
0730 - 0745	0.01	0.00	0.70	0.01	0.19	0.05	0.01	0.03	1	1.06
0745 - 0800	0.00	0.01	0.85	0.00	0.12	0.02	0.00	0.00	1	1.00
<b>Hourly Total</b>	<b>0.01</b>	<b>0.08</b>	<b>2.90</b>	<b>0.03</b>	<b>0.79</b>	<b>0.15</b>	<b>0.01</b>	<b>0.03</b>	<b>4</b>	<b>4.06</b>
<b>Hourly Average</b>	<b>0.00</b>	<b>0.02</b>	<b>0.73</b>	<b>0.01</b>	<b>0.20</b>	<b>0.04</b>	<b>0.00</b>	<b>0.01</b>	<b>1.00</b>	<b>1.02</b>
0800 - 0815	0.00	0.00	0.85	0.00	0.12	0.01	0.00	0.01	1	1.02
0815 - 0830	0.00	0.05	0.74	0.02	0.15	0.03	0.00	0.02	1	1.00
0830 - 0845	0.02	0.02	0.83	0.05	0.06	0.03	0.00	0.00	1	0.99
0845 - 0900	0.02	0.05	0.65	0.07	0.13	0.05	0.03	0.00	1	1.03
<b>Hourly Total</b>	<b>0.03</b>	<b>0.11</b>	<b>3.07</b>	<b>0.13</b>	<b>0.46</b>	<b>0.13</b>	<b>0.03</b>	<b>0.03</b>	<b>4</b>	<b>4.04</b>
<b>Hourly Average</b>	<b>0.01</b>	<b>0.03</b>	<b>0.77</b>	<b>0.03</b>	<b>0.12</b>	<b>0.03</b>	<b>0.01</b>	<b>0.01</b>	<b>1.00</b>	<b>1.01</b>
0900 - 0915	0.00	0.02	0.68	0.02	0.18	0.03	0.08	0.00	1	1.10
0915 - 0930	0.01	0.03	0.72	0.04	0.13	0.07	0.00	0.00	1	1.01
0930 - 0945	0.01	0.01	0.66	0.04	0.18	0.06	0.04	0.00	1	1.06
0945 - 1000	0.00	0.03	0.71	0.02	0.16	0.02	0.06	0.00	1	1.07
<b>Hourly Total</b>	<b>0.03</b>	<b>0.09</b>	<b>2.78</b>	<b>0.11</b>	<b>0.65</b>	<b>0.17</b>	<b>0.18</b>	<b>0.00</b>	<b>4</b>	<b>4.24</b>
<b>Hourly Average</b>	<b>0.01</b>	<b>0.02</b>	<b>0.69</b>	<b>0.03</b>	<b>0.16</b>	<b>0.04</b>	<b>0.04</b>	<b>0.00</b>	<b>1.00</b>	<b>1.06</b>
<b>AM Session Total</b>	<b>0.07</b>	<b>0.28</b>	<b>8.75</b>	<b>0.27</b>	<b>1.91</b>	<b>0.45</b>	<b>0.22</b>	<b>0.06</b>	<b>12</b>	<b>12.35</b>
<b>AM Session Average</b>	<b>0.01</b>	<b>0.02</b>	<b>0.73</b>	<b>0.02</b>	<b>0.16</b>	<b>0.04</b>	<b>0.02</b>	<b>0.00</b>	<b>1.00</b>	<b>1.03</b>

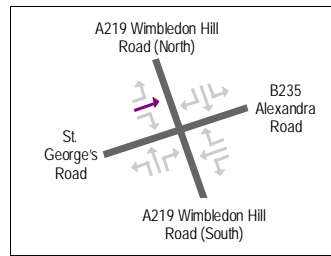
Wimbledon Town Centre Survey  
Traffic Count Survey

Site 5 of 8

A219 Wimbledon Hill Road  
B235 Alexandra Road  
St. George's Road

Date

Wednesday, 13th October 2004  
1130 - 1430 (Inler Peak)



Movement 5.11: Eastbound from St. George's Road to B235 Alexandra Road									Original Data	
TIME	P/CYCLE	M/CYCLE	CAR	TAXI	LGV	OGV1	OGV2	BUS/COACH	TOTAL	PCU TOTAL
1130 - 1145	2	3	41	3	5	5	1	0	60	60.40
1145 - 1200	1	0	25	1	13	2	2	0	44	46.80
1200 - 1215	0	2	52	0	15	8	2	0	79	84.40
1215 - 1230	0	2	49	1	10	2	2	0	66	68.40
<b>Hourly Total</b>	<b>3</b>	<b>7</b>	<b>167</b>	<b>5</b>	<b>43</b>	<b>17</b>	<b>7</b>	<b>0</b>	<b>249</b>	<b>260.00</b>
<b>Hourly Average</b>	<b>0.75</b>	<b>1.75</b>	<b>41.75</b>	<b>1.25</b>	<b>10.75</b>	<b>4.25</b>	<b>1.75</b>	<b>0.00</b>	<b>62.25</b>	<b>65.00</b>
1230 - 1245	1	3	44	0	3	4	1	0	56	56.70
1245 - 1300	0	1	35	3	7	3	0	0	49	49.90
1300 - 1315	0	2	44	1	10	8	0	0	65	67.80
1315 - 1330	0	0	52	2	9	5	0	0	68	70.50
<b>Hourly Total</b>	<b>1</b>	<b>6</b>	<b>175</b>	<b>6</b>	<b>29</b>	<b>20</b>	<b>1</b>	<b>0</b>	<b>238</b>	<b>244.90</b>
<b>Hourly Average</b>	<b>0.25</b>	<b>1.50</b>	<b>43.75</b>	<b>1.50</b>	<b>7.25</b>	<b>5.00</b>	<b>0.25</b>	<b>0.00</b>	<b>59.50</b>	<b>61.23</b>
1330 - 1345	0	1	37	1	12	3	2	0	56	59.50
1345 - 1400	1	2	44	3	4	1	1	0	56	55.80
1400 - 1415	0	1	34	3	7	4	0	0	49	50.40
1415 - 1430	0	0	45	1	9	5	2	0	62	67.10
<b>Hourly Total</b>	<b>1</b>	<b>4</b>	<b>160</b>	<b>8</b>	<b>32</b>	<b>13</b>	<b>5</b>	<b>0</b>	<b>223</b>	<b>232.80</b>
<b>Hourly Average</b>	<b>0.25</b>	<b>1.00</b>	<b>40.00</b>	<b>2.00</b>	<b>8.00</b>	<b>3.25</b>	<b>1.25</b>	<b>0.00</b>	<b>55.75</b>	<b>58.20</b>

<b>Inter Session Total</b>	<b>5</b>	<b>17</b>	<b>502</b>	<b>19</b>	<b>104</b>	<b>50</b>	<b>13</b>	<b>0</b>	<b>710</b>	<b>737.70</b>
<b>Inter Session Average</b>	<b>0.42</b>	<b>1.42</b>	<b>41.83</b>	<b>1.58</b>	<b>8.67</b>	<b>4.17</b>	<b>1.08</b>	<b>0.00</b>	<b>59.17</b>	<b>61.48</b>

Movement 5.11: Eastbound from St. George's Road to B235 Alexandra Road									Flow in Vehicles / Hour	
TIME	P/CYCLE	M/CYCLE	CAR	TAXI	LGV	OGV1	OGV2	BUS/COACH	TOTAL	PCU TOTAL
1130 - 1145	8	12	164	12	20	20	4	0	240	241.60
1145 - 1200	4	0	100	4	52	8	8	0	176	187.20
1200 - 1215	0	8	208	0	60	32	8	0	316	337.60
1215 - 1230	0	8	196	4	40	8	8	0	264	273.60
<b>Hourly Total</b>	<b>12</b>	<b>28</b>	<b>668</b>	<b>20</b>	<b>172</b>	<b>68</b>	<b>28</b>	<b>0</b>	<b>996</b>	<b>1040.00</b>
<b>Hourly Average</b>	<b>3.00</b>	<b>7.00</b>	<b>167.00</b>	<b>5.00</b>	<b>43.00</b>	<b>17.00</b>	<b>7.00</b>	<b>0.00</b>	<b>249.00</b>	<b>260.00</b>
1230 - 1245	4	12	176	0	12	16	4	0	224	226.80
1245 - 1300	0	4	140	12	28	12	0	0	196	199.60
1300 - 1315	0	8	176	4	40	32	0	0	260	271.20
1315 - 1330	0	0	208	8	36	20	0	0	272	282.00
<b>Hourly Total</b>	<b>4</b>	<b>24</b>	<b>700</b>	<b>24</b>	<b>116</b>	<b>80</b>	<b>4</b>	<b>0</b>	<b>952</b>	<b>979.60</b>
<b>Hourly Average</b>	<b>1.00</b>	<b>6.00</b>	<b>175.00</b>	<b>6.00</b>	<b>29.00</b>	<b>20.00</b>	<b>1.00</b>	<b>0.00</b>	<b>238.00</b>	<b>244.90</b>
1330 - 1345	0	4	148	4	48	12	8	0	224	238.00
1345 - 1400	4	8	176	12	16	4	4	0	224	223.20
1400 - 1415	0	4	136	12	28	16	0	0	196	201.60
1415 - 1430	0	0	180	4	36	20	8	0	248	268.40
<b>Hourly Total</b>	<b>4</b>	<b>16</b>	<b>640</b>	<b>32</b>	<b>128</b>	<b>52</b>	<b>20</b>	<b>0</b>	<b>892</b>	<b>931.20</b>
<b>Hourly Average</b>	<b>1.00</b>	<b>4.00</b>	<b>160.00</b>	<b>8.00</b>	<b>32.00</b>	<b>13.00</b>	<b>5.00</b>	<b>0.00</b>	<b>223.00</b>	<b>232.80</b>

<b>Inter Session Total</b>	<b>20</b>	<b>68</b>	<b>2008</b>	<b>76</b>	<b>416</b>	<b>200</b>	<b>52</b>	<b>0</b>	<b>2840</b>	<b>2950.80</b>
<b>Inter Session Average</b>	<b>1.67</b>	<b>5.67</b>	<b>167.33</b>	<b>6.33</b>	<b>34.67</b>	<b>16.67</b>	<b>4.33</b>	<b>0.00</b>	<b>236.67</b>	<b>245.90</b>

Movement 5.11: Eastbound from St. George's Road to B235 Alexandra Road									Traffic Mix	
TIME	P/CYCLE	M/CYCLE	CAR	TAXI	LGV	OGV1	OGV2	BUS/COACH	TOTAL	PCU TOTAL
1130 - 1145	0.03	0.05	0.68	0.05	0.08	0.08	0.02	0.00	1	1.01
1145 - 1200	0.02	0.00	0.57	0.02	0.30	0.05	0.05	0.00	1	1.06
1200 - 1215	0.00	0.03	0.66	0.00	0.19	0.10	0.03	0.00	1	1.07
1215 - 1230	0.00	0.03	0.74	0.02	0.15	0.03	0.03	0.00	1	1.04
<b>Hourly Total</b>	<b>0.06</b>	<b>0.11</b>	<b>2.65</b>	<b>0.09</b>	<b>0.72</b>	<b>0.26</b>	<b>0.12</b>	<b>0.00</b>	<b>4</b>	<b>4.18</b>
<b>Hourly Average</b>	<b>0.01</b>	<b>0.03</b>	<b>0.66</b>	<b>0.02</b>	<b>0.18</b>	<b>0.07</b>	<b>0.03</b>	<b>0.00</b>	<b>1.00</b>	<b>1.04</b>
1230 - 1245	0.02	0.05	0.79	0.00	0.05	0.07	0.02	0.00	1	1.01
1245 - 1300	0.00	0.02	0.71	0.06	0.14	0.06	0.00	0.00	1	1.02
1300 - 1315	0.00	0.03	0.68	0.02	0.15	0.12	0.00	0.00	1	1.04
1315 - 1330	0.00	0.00	0.76	0.03	0.13	0.07	0.00	0.00	1	1.04
<b>Hourly Total</b>	<b>0.02</b>	<b>0.10</b>	<b>2.94</b>	<b>0.11</b>	<b>0.48</b>	<b>0.33</b>	<b>0.02</b>	<b>0.00</b>	<b>4</b>	<b>4.11</b>
<b>Hourly Average</b>	<b>0.00</b>	<b>0.03</b>	<b>0.74</b>	<b>0.03</b>	<b>0.12</b>	<b>0.08</b>	<b>0.00</b>	<b>0.00</b>	<b>1.00</b>	<b>1.03</b>
1330 - 1345	0.00	0.02	0.66	0.02	0.21	0.05	0.04	0.00	1	1.06
1345 - 1400	0.02	0.04	0.79	0.05	0.07	0.02	0.02	0.00	1	1.00
1400 - 1415	0.00	0.02	0.69	0.06	0.14	0.08	0.00	0.00	1	1.03
1415 - 1430	0.00	0.00	0.73	0.02	0.15	0.08	0.03	0.00	1	1.08
<b>Hourly Total</b>	<b>0.02</b>	<b>0.07</b>	<b>2.87</b>	<b>0.15</b>	<b>0.57</b>	<b>0.23</b>	<b>0.09</b>	<b>0.00</b>	<b>4</b>	<b>4.17</b>
<b>Hourly Average</b>	<b>0.00</b>	<b>0.02</b>	<b>0.72</b>	<b>0.04</b>	<b>0.14</b>	<b>0.06</b>	<b>0.02</b>	<b>0.00</b>	<b>1.00</b>	<b>1.04</b>

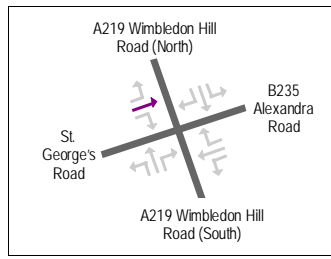
<b>Inter Session Total</b>	<b>0.09</b>	<b>0.28</b>	<b>8.46</b>	<b>0.34</b>	<b>1.78</b>	<b>0.82</b>	<b>0.22</b>	<b>0.00</b>	<b>12</b>	<b>12.46</b>
<b>Inter Session Average</b>	<b>0.01</b>	<b>0.02</b>	<b>0.70</b>	<b>0.03</b>	<b>0.15</b>	<b>0.07</b>	<b>0.02</b>	<b>0.00</b>	<b>1.00</b>	<b>1.04</b>



Wimbledon Town Centre Survey  
Traffic Count Survey

Site 5 of 8  
A219 Wimbledon Hill Road  
B235 Alexandra Road  
St. George's Road

Date  
Wednesday, 13th October 2004  
1500 - 1900 (PM Peak)



Movement 5.11: Eastbound from St. George's Road to B235 Alexandra Road									Original Data	
TIME	P/CYCLE	M/CYCLE	CAR	TAXI	LGV	OGV1	OGV2	BUS/COACH	TOTAL	PCU TOTAL
1500 - 1515	1	2	45	3	14	4	1	0	70	71.30
1515 - 1530	0	1	52	4	13	8	1	0	79	83.70
1530 - 1545	1	0	43	3	5	5	2	0	59	63.30
1545 - 1600	0	1	58	10	16	1	0	0	86	85.90
<b>Hourly Total</b>	<b>2</b>	<b>4</b>	<b>198</b>	<b>20</b>	<b>48</b>	<b>18</b>	<b>4</b>	<b>0</b>	<b>294</b>	<b>304.20</b>
<b>Hourly Average</b>	<b>0.50</b>	<b>1.00</b>	<b>49.50</b>	<b>5.00</b>	<b>12.00</b>	<b>4.50</b>	<b>1.00</b>	<b>0.00</b>	<b>73.50</b>	<b>76.05</b>
1600 - 1615	0	1	45	6	13	3	0	0	68	68.90
1615 - 1630	0	1	48	6	16	1	7	0	79	88.00
1630 - 1645	0	2	52	3	6	2	0	0	65	64.80
1645 - 1700	1	2	52	4	11	3	2	0	75	77.10
<b>Hourly Total</b>	<b>1</b>	<b>6</b>	<b>197</b>	<b>19</b>	<b>46</b>	<b>9</b>	<b>9</b>	<b>0</b>	<b>287</b>	<b>298.80</b>
<b>Hourly Average</b>	<b>0.25</b>	<b>1.50</b>	<b>49.25</b>	<b>4.75</b>	<b>11.50</b>	<b>2.25</b>	<b>2.25</b>	<b>0.00</b>	<b>71.75</b>	<b>74.70</b>
1700 - 1715	0	3	89	9	11	1	1	0	114	114.00
1715 - 1730	1	2	58	7	3	1	1	0	73	72.80
1730 - 1745	3	0	70	9	7	0	1	0	90	88.90
1745 - 1800	2	4	72	6	13	1	0	0	98	94.50
<b>Hourly Total</b>	<b>6</b>	<b>9</b>	<b>289</b>	<b>31</b>	<b>34</b>	<b>3</b>	<b>3</b>	<b>0</b>	<b>375</b>	<b>370.20</b>
<b>Hourly Average</b>	<b>1.50</b>	<b>2.25</b>	<b>72.25</b>	<b>7.75</b>	<b>8.50</b>	<b>0.75</b>	<b>0.75</b>	<b>0.00</b>	<b>93.75</b>	<b>92.55</b>
1800 - 1815	1	0	58	13	6	0	1	1	80	81.50
1815 - 1830	0	3	79	10	0	0	0	0	92	90.20
1830 - 1845	2	1	70	13	1	0	0	0	87	84.80
1845 - 1900	1	2	61	12	2	1	0	0	79	77.50
<b>Hourly Total</b>	<b>4</b>	<b>6</b>	<b>268</b>	<b>48</b>	<b>9</b>	<b>1</b>	<b>1</b>	<b>1</b>	<b>338</b>	<b>334.00</b>
<b>Hourly Average</b>	<b>1.00</b>	<b>1.50</b>	<b>67.00</b>	<b>12.00</b>	<b>2.25</b>	<b>0.25</b>	<b>0.25</b>	<b>0.25</b>	<b>84.50</b>	<b>83.50</b>
<b>PM Session Total</b>	<b>13</b>	<b>25</b>	<b>952</b>	<b>118</b>	<b>137</b>	<b>31</b>	<b>17</b>	<b>1</b>	<b>1294</b>	<b>1307.20</b>
<b>PM Session Average</b>	<b>0.81</b>	<b>1.56</b>	<b>59.50</b>	<b>7.38</b>	<b>8.56</b>	<b>1.94</b>	<b>1.06</b>	<b>0.06</b>	<b>80.88</b>	<b>81.70</b>

Movement 5.11: Eastbound from St. George's Road to B235 Alexandra Road									Flow in Vehicles / Hour	
TIME	P/CYCLE	M/CYCLE	CAR	TAXI	LGV	OGV1	OGV2	BUS/COACH	TOTAL	PCU TOTAL
1500 - 1515	4	8	180	12	56	16	4	0	280	285.20
1515 - 1530	0	4	208	16	52	32	4	0	316	334.80
1530 - 1545	4	0	172	12	20	20	8	0	236	253.20
1545 - 1600	0	4	232	40	64	4	0	0	344	343.60
<b>Hourly Total</b>	<b>8</b>	<b>16</b>	<b>792</b>	<b>80</b>	<b>192</b>	<b>72</b>	<b>16</b>	<b>0</b>	<b>1176</b>	<b>1216.80</b>
<b>Hourly Average</b>	<b>2.00</b>	<b>4.00</b>	<b>198.00</b>	<b>20.00</b>	<b>48.00</b>	<b>18.00</b>	<b>4.00</b>	<b>0.00</b>	<b>294.00</b>	<b>304.20</b>
1600 - 1615	0	4	180	24	52	12	0	0	272	275.60
1615 - 1630	0	4	192	24	64	4	28	0	316	352.00
1630 - 1645	0	8	208	12	24	8	0	0	260	259.20
1645 - 1700	4	8	208	16	44	12	8	0	300	308.40
<b>Hourly Total</b>	<b>4</b>	<b>24</b>	<b>788</b>	<b>76</b>	<b>184</b>	<b>36</b>	<b>36</b>	<b>0</b>	<b>1148</b>	<b>1195.20</b>
<b>Hourly Average</b>	<b>1.00</b>	<b>6.00</b>	<b>197.00</b>	<b>19.00</b>	<b>46.00</b>	<b>9.00</b>	<b>9.00</b>	<b>0.00</b>	<b>287.00</b>	<b>298.80</b>
1700 - 1715	0	12	356	36	44	4	4	0	456	456.00
1715 - 1730	4	8	232	28	12	4	4	0	292	291.20
1730 - 1745	12	0	280	36	28	0	4	0	360	355.60
1745 - 1800	8	16	288	24	52	4	0	0	392	378.00
<b>Hourly Total</b>	<b>24</b>	<b>36</b>	<b>1156</b>	<b>124</b>	<b>136</b>	<b>12</b>	<b>12</b>	<b>0</b>	<b>1500</b>	<b>1480.80</b>
<b>Hourly Average</b>	<b>6.00</b>	<b>9.00</b>	<b>289.00</b>	<b>31.00</b>	<b>34.00</b>	<b>3.00</b>	<b>3.00</b>	<b>0.00</b>	<b>375.00</b>	<b>370.20</b>
1800 - 1815	4	0	232	52	24	0	4	4	320	326.00
1815 - 1830	0	12	316	40	0	0	0	0	368	360.80
1830 - 1845	8	4	280	52	4	0	0	0	348	339.20
1845 - 1900	4	8	244	48	8	4	0	0	316	310.00
<b>Hourly Total</b>	<b>16</b>	<b>24</b>	<b>1072</b>	<b>192</b>	<b>36</b>	<b>4</b>	<b>4</b>	<b>4</b>	<b>1352</b>	<b>1336.00</b>
<b>Hourly Average</b>	<b>4.00</b>	<b>6.00</b>	<b>268.00</b>	<b>48.00</b>	<b>9.00</b>	<b>1.00</b>	<b>1.00</b>	<b>1.00</b>	<b>338.00</b>	<b>334.00</b>
<b>PM Session Total</b>	<b>52</b>	<b>100</b>	<b>3808</b>	<b>472</b>	<b>548</b>	<b>124</b>	<b>68</b>	<b>4</b>	<b>5176</b>	<b>5228.80</b>
<b>PM Session Average</b>	<b>3.25</b>	<b>6.25</b>	<b>238.00</b>	<b>29.50</b>	<b>34.25</b>	<b>7.75</b>	<b>4.25</b>	<b>0.25</b>	<b>323.50</b>	<b>326.80</b>

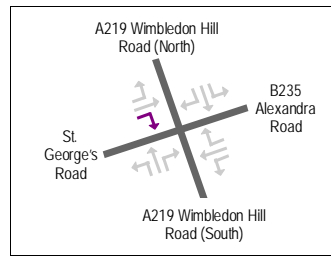
Movement 5.11: Eastbound from St. George's Road to B235 Alexandra Road									Traffic Mix	
TIME	P/CYCLE	M/CYCLE	CAR	TAXI	LGV	OGV1	OGV2	BUS/COACH	TOTAL	PCU TOTAL
1500 - 1515	0.01	0.03	0.64	0.04	0.20	0.06	0.01	0.00	1	1.02
1515 - 1530	0.00	0.01	0.66	0.05	0.16	0.10	0.01	0.00	1	1.06
1530 - 1545	0.02	0.00	0.73	0.05	0.08	0.08	0.03	0.00	1	1.07
1545 - 1600	0.00	0.01	0.67	0.12	0.19	0.01	0.00	0.00	1	1.00
<b>Hourly Total</b>	<b>0.03</b>	<b>0.05</b>	<b>2.70</b>	<b>0.26</b>	<b>0.64</b>	<b>0.25</b>	<b>0.06</b>	<b>0.00</b>	<b>4</b>	<b>4.15</b>
<b>Hourly Average</b>	<b>0.01</b>	<b>0.01</b>	<b>0.68</b>	<b>0.07</b>	<b>0.16</b>	<b>0.06</b>	<b>0.02</b>	<b>0.00</b>	<b>1.00</b>	<b>1.04</b>
1600 - 1615	0.00	0.01	0.66	0.09	0.19	0.04	0.00	0.00	1	1.01
1615 - 1630	0.00	0.01	0.61	0.08	0.20	0.01	0.09	0.00	1	1.11
1630 - 1645	0.00	0.03	0.80	0.05	0.09	0.03	0.00	0.00	1	1.00
1645 - 1700	0.01	0.03	0.69	0.05	0.15	0.04	0.03	0.00	1	1.03
<b>Hourly Total</b>	<b>0.01</b>	<b>0.08</b>	<b>2.76</b>	<b>0.26</b>	<b>0.63</b>	<b>0.13</b>	<b>0.12</b>	<b>0.00</b>	<b>4</b>	<b>4.15</b>
<b>Hourly Average</b>	<b>0.00</b>	<b>0.02</b>	<b>0.69</b>	<b>0.07</b>	<b>0.16</b>	<b>0.03</b>	<b>0.03</b>	<b>0.00</b>	<b>1.00</b>	<b>1.04</b>
1700 - 1715	0.00	0.03	0.78	0.08	0.10	0.01	0.01	0.00	1	1.00
1715 - 1730	0.01	0.03	0.79	0.10	0.04	0.01	0.01	0.00	1	1.00
1730 - 1745	0.03	0.00	0.78	0.10	0.08	0.00	0.01	0.00	1	0.99
1745 - 1800	0.02	0.04	0.73	0.06	0.13	0.01	0.00	0.00	1	0.96
<b>Hourly Total</b>	<b>0.07</b>	<b>0.09</b>	<b>3.09</b>	<b>0.34</b>	<b>0.35</b>	<b>0.03</b>	<b>0.03</b>	<b>0.00</b>	<b>4</b>	<b>3.95</b>
<b>Hourly Average</b>	<b>0.02</b>	<b>0.02</b>	<b>0.77</b>	<b>0.08</b>	<b>0.09</b>	<b>0.01</b>	<b>0.01</b>	<b>0.00</b>	<b>1.00</b>	<b>0.99</b>
1800 - 1815	0.01	0.00	0.73	0.16	0.08	0.00	0.01	0.01	1	1.02
1815 - 1830	0.00	0.03	0.86	0.11	0.00	0.00	0.00	0.00	1	0.98
1830 - 1845	0.02	0.01	0.80	0.15	0.01	0.00	0.00	0.00	1	0.97
1845 - 1900	0.01	0.03	0.77	0.15	0.03	0.01	0.00	0.00	1	0.98
<b>Hourly Total</b>	<b>0.05</b>	<b>0.07</b>	<b>3.16</b>	<b>0.57</b>	<b>0.11</b>	<b>0.01</b>	<b>0.01</b>	<b>0.01</b>	<b>4</b>	<b>3.95</b>
<b>Hourly Average</b>	<b>0.01</b>	<b>0.02</b>	<b>0.79</b>	<b>0.14</b>	<b>0.03</b>	<b>0.00</b>	<b>0.00</b>	<b>0.00</b>	<b>1.00</b>	<b>0.99</b>
<b>PM Session Total</b>	<b>0.16</b>	<b>0.30</b>	<b>11.72</b>	<b>1.43</b>	<b>1.73</b>	<b>0.43</b>	<b>0.22</b>	<b>0.01</b>	<b>16.00</b>	<b>16.21</b>
<b>PM Session Average</b>	<b>0.01</b>	<b>0.02</b>	<b>0.73</b>	<b>0.09</b>	<b>0.11</b>	<b>0.03</b>	<b>0.01</b>	<b>0.00</b>	<b>1.00</b>	<b>1.01</b>

Wimbledon Town Centre Survey  
Traffic Count Survey

Site 5 of 8

A219 Wimbledon Hill Road  
B235 Alexandra Road  
St. George's Road

Date  
Wednesday, 13th October 2004  
0700 - 1000 (AM Peak)



Movement 5.12: Right from St. George's Road to A219 Wimbledon Hill Road (South)									Original Data	
TIME	P/CYCLE	M/CYCLE	CAR	TAXI	LGV	OGV1	OGV2	BUS/COACH	TOTAL	PCU TOTAL
0700 - 0715	0	0	16	2	10	0	0	0	28	28.00
0715 - 0730	0	0	28	1	5	0	0	0	34	34.00
0730 - 0745	0	0	20	0	8	1	1	0	30	31.80
0745 - 0800	0	0	35	1	4	0	0	0	40	40.00
Hourly Total	0	0	99	4	27	1	1	0	132	133.80
Hourly Average	0.00	0.00	24.75	1.00	6.75	0.25	0.25	0.00	33.00	33.45
0800 - 0815	1	4	28	1	3	2	1	0	40	39.10
0815 - 0830	0	1	29	0	3	3	1	0	37	39.20
0830 - 0845	0	0	41	0	3	0	0	0	44	44.00
0845 - 0900	0	1	48	1	4	0	0	0	54	53.40
Hourly Total	1	6	146	2	13	5	2	0	175	175.70
Hourly Average	0.25	1.50	36.50	0.50	3.25	1.25	0.50	0.00	43.75	43.93
0900 - 0915	0	0	45	0	3	2	1	0	51	53.30
0915 - 0930	0	0	46	0	4	0	1	0	51	52.30
0930 - 0945	3	1	44	1	7	2	0	0	58	56.00
0945 - 1000	1	0	33	1	12	3	0	0	50	50.70
Hourly Total	4	1	168	2	26	7	2	0	210	212.30
Hourly Average	1.00	0.25	42.00	0.50	6.50	1.75	0.50	0.00	52.50	53.08

AM Session Total	5	7	413	8	66	13	5	0	517	521.80
AM Session Average	0.42	0.58	34.42	0.67	5.50	1.08	0.42	0.00	43.08	43.48

Movement 5.12: Right from St. George's Road to A219 Wimbledon Hill Road (South)									Flow in Vehicles / Hour	
TIME	P/CYCLE	M/CYCLE	CAR	TAXI	LGV	OGV1	OGV2	BUS/COACH	TOTAL	PCU TOTAL
0700 - 0715	0	0	64	8	40	0	0	0	112	112.00
0715 - 0730	0	0	112	4	20	0	0	0	136	136.00
0730 - 0745	0	0	80	0	32	4	4	0	120	127.20
0745 - 0800	0	0	140	4	16	0	0	0	160	160.00
Hourly Total	0	0	396	16	108	4	4	0	528	535.20
Hourly Average	0.00	0.00	99.00	4.00	27.00	1.00	1.00	0.00	132.00	133.80
0800 - 0815	4	16	112	4	12	8	4	0	160	156.40
0815 - 0830	0	4	116	0	12	12	4	0	148	156.80
0830 - 0845	0	0	164	0	12	0	0	0	176	176.00
0845 - 0900	0	4	192	4	16	0	0	0	216	213.60
Hourly Total	4	24	584	8	52	20	8	0	700	702.80
Hourly Average	1.00	6.00	146.00	2.00	13.00	5.00	2.00	0.00	175.00	175.70
0900 - 0915	0	0	180	0	12	8	4	0	204	213.20
0915 - 0930	0	0	184	0	16	0	4	0	204	209.20
0930 - 0945	12	4	176	4	28	8	0	0	232	224.00
0945 - 1000	4	0	132	4	48	12	0	0	200	202.80
Hourly Total	16	4	672	8	104	28	8	0	840	849.20
Hourly Average	4.00	1.00	168.00	2.00	26.00	7.00	2.00	0.00	210.00	212.30

AM Session Total	20	28	1652	32	264	52	20	0	2068	2087.20
AM Session Average	1.67	2.33	137.67	2.67	22.00	4.33	1.67	0.00	172.33	173.93

Movement 5.12: Right from St. George's Road to A219 Wimbledon Hill Road (South)									Traffic Mix	
TIME	P/CYCLE	M/CYCLE	CAR	TAXI	LGV	OGV1	OGV2	BUS/COACH	TOTAL	PCU TOTAL
0700 - 0715	0.00	0.00	0.57	0.07	0.36	0.00	0.00	0.00	1	1.00
0715 - 0730	0.00	0.00	0.82	0.03	0.15	0.00	0.00	0.00	1	1.00
0730 - 0745	0.00	0.00	0.67	0.00	0.27	0.03	0.03	0.00	1	1.06
0745 - 0800	0.00	0.00	0.88	0.03	0.10	0.00	0.00	0.00	1	1.00
Hourly Total	0.00	0.00	2.94	0.13	0.87	0.03	0.03	0.00	4	4.06
Hourly Average	0.00	0.00	0.73	0.03	0.22	0.01	0.01	0.00	1.00	1.02
0800 - 0815	0.03	0.10	0.70	0.03	0.08	0.05	0.03	0.00	1	0.98
0815 - 0830	0.00	0.03	0.78	0.00	0.08	0.08	0.03	0.00	1	1.06
0830 - 0845	0.00	0.00	0.93	0.00	0.07	0.00	0.00	0.00	1	1.00
0845 - 0900	0.00	0.02	0.89	0.02	0.07	0.00	0.00	0.00	1	0.99
Hourly Total	0.03	0.15	3.30	0.04	0.30	0.13	0.05	0.00	4	4.03
Hourly Average	0.01	0.04	0.83	0.01	0.07	0.03	0.01	0.00	1.00	1.01
0900 - 0915	0.00	0.00	0.88	0.00	0.06	0.04	0.02	0.00	1	1.05
0915 - 0930	0.00	0.00	0.90	0.00	0.08	0.00	0.02	0.00	1	1.03
0930 - 0945	0.05	0.02	0.76	0.02	0.12	0.03	0.00	0.00	1	0.97
0945 - 1000	0.02	0.00	0.66	0.02	0.24	0.06	0.00	0.00	1	1.01
Hourly Total	0.07	0.02	3.20	0.04	0.50	0.13	0.04	0.00	4	4.05
Hourly Average	0.02	0.00	0.80	0.01	0.12	0.03	0.01	0.00	1.00	1.01

AM Session Total	0.10	0.16	9.44	0.21	1.67	0.30	0.12	0.00	12	12.14
AM Session Average	0.01	0.01	0.79	0.02	0.14	0.02	0.01	0.00	1.00	1.01

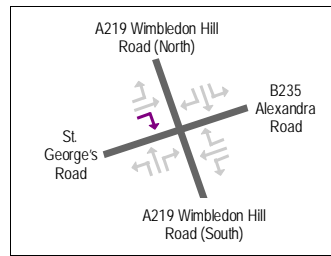
Wimbledon Town Centre Survey  
Traffic Count Survey

Site 5 of 8

A219 Wimbledon Hill Road  
B235 Alexandra Road  
St. George's Road

Date

Wednesday, 13th October 2004  
1130 - 1430 (Inler Peak)



TIME	Movement 5.12: Right from St. George's Road to A219 Wimbledon Hill Road (South)								Original Data	
	P/CYCLE	M/CYCLE	CAR	TAXI	LGV	OGV1	OGV2	BUS/COACH	TOTAL	PCU TOTAL
1130 - 1145	0	0	39	1	3	1	2	0	46	49.10
1145 - 1200	0	0	36	0	8	1	1	0	46	47.80
1200 - 1215	0	2	21	3	6	3	1	0	36	37.60
1215 - 1230	0	2	26	3	5	2	1	0	39	40.10
Hourly Total	0	4	122	7	22	7	5	0	167	174.60
Hourly Average	0.00	1.00	30.50	1.75	5.50	1.75	1.25	0.00	41.75	43.65
1230 - 1245	0	0	28	2	5	2	1	0	38	40.30
1245 - 1300	0	4	36	2	6	3	1	0	52	52.40
1300 - 1315	0	0	40	2	3	2	0	0	47	48.00
1315 - 1330	0	0	24	2	8	0	1	1	36	38.30
Hourly Total	0	4	128	8	22	7	3	1	173	179.00
Hourly Average	0.00	1.00	32.00	2.00	5.50	1.75	0.75	0.25	43.25	44.75
1330 - 1345	0	1	33	1	5	2	1	0	43	44.70
1345 - 1400	0	1	39	0	0	1	0	0	41	40.90
1400 - 1415	0	0	35	2	4	1	1	0	43	44.80
1415 - 1430	0	0	30	0	5	5	1	0	41	44.80
Hourly Total	0	2	137	3	14	9	3	0	168	175.20
Hourly Average	0.00	0.50	34.25	0.75	3.50	2.25	0.75	0.00	42.00	43.80

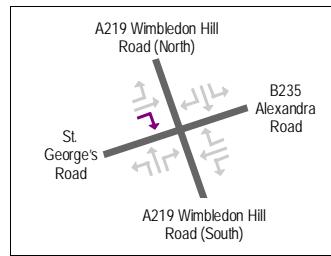
Inter Session Total	0	10	387	18	58	23	11	1	508	528.80
Inter Session Average	0.00	0.83	32.25	1.50	4.83	1.92	0.92	0.08	42.33	44.07

TIME	Movement 5.12: Right from St. George's Road to A219 Wimbledon Hill Road (South)								Flow in Vehicles / Hour	
	P/CYCLE	M/CYCLE	CAR	TAXI	LGV	OGV1	OGV2	BUS/COACH	TOTAL	PCU TOTAL
1130 - 1145	0	0	156	4	12	4	8	0	184	196.40
1145 - 1200	0	0	144	0	32	4	4	0	184	191.20
1200 - 1215	0	8	84	12	24	12	4	0	144	150.40
1215 - 1230	0	8	104	12	20	8	4	0	156	160.40
Hourly Total	0	16	488	28	88	28	20	0	668	698.40
Hourly Average	0.00	4.00	122.00	7.00	22.00	7.00	5.00	0.00	167.00	174.60
1230 - 1245	0	0	112	8	20	8	4	0	152	161.20
1245 - 1300	0	16	144	8	24	12	4	0	208	209.60
1300 - 1315	0	0	160	8	12	8	0	0	188	192.00
1315 - 1330	0	0	96	8	32	0	4	4	144	153.20
Hourly Total	0	16	512	32	88	28	12	4	692	716.00
Hourly Average	0.00	4.00	128.00	8.00	22.00	7.00	3.00	1.00	173.00	179.00
1330 - 1345	0	4	132	4	20	8	4	0	172	178.80
1345 - 1400	0	4	156	0	0	4	0	0	164	163.60
1400 - 1415	0	0	140	8	16	4	4	0	172	179.20
1415 - 1430	0	0	120	0	20	20	4	0	164	179.20
Hourly Total	0	8	548	12	56	36	12	0	672	700.80
Hourly Average	0.00	2.00	137.00	3.00	14.00	9.00	3.00	0.00	168.00	175.20

Inter Session Total	0	40	1548	72	232	92	44	4	2032	2115.20
Inter Session Average	0.00	3.33	129.00	6.00	19.33	7.67	3.67	0.33	169.33	176.27

TIME	Movement 5.12: Right from St. George's Road to A219 Wimbledon Hill Road (South)								Traffic Mix	
	P/CYCLE	M/CYCLE	CAR	TAXI	LGV	OGV1	OGV2	BUS/COACH	TOTAL	PCU TOTAL
1130 - 1145	0.00	0.00	0.85	0.02	0.07	0.02	0.04	0.00	1	1.07
1145 - 1200	0.00	0.00	0.78	0.00	0.17	0.02	0.02	0.00	1	1.04
1200 - 1215	0.00	0.06	0.58	0.08	0.17	0.08	0.03	0.00	1	1.04
1215 - 1230	0.00	0.05	0.67	0.08	0.13	0.05	0.03	0.00	1	1.03
Hourly Total	0.00	0.11	2.88	0.18	0.53	0.18	0.12	0.00	4	4.18
Hourly Average	0.00	0.03	0.72	0.05	0.13	0.04	0.03	0.00	1.00	1.04
1230 - 1245	0.00	0.00	0.74	0.05	0.13	0.05	0.03	0.00	1	1.06
1245 - 1300	0.00	0.08	0.69	0.04	0.12	0.06	0.02	0.00	1	1.01
1300 - 1315	0.00	0.00	0.85	0.04	0.06	0.04	0.00	0.00	1	1.02
1315 - 1330	0.00	0.00	0.67	0.06	0.22	0.00	0.03	0.03	1	1.06
Hourly Total	0.00	0.08	2.95	0.19	0.53	0.15	0.07	0.03	4	4.15
Hourly Average	0.00	0.02	0.74	0.05	0.13	0.04	0.02	0.01	1.00	1.04
1330 - 1345	0.00	0.02	0.77	0.02	0.12	0.05	0.02	0.00	1	1.04
1345 - 1400	0.00	0.02	0.95	0.00	0.00	0.02	0.00	0.00	1	1.00
1400 - 1415	0.00	0.00	0.81	0.05	0.09	0.02	0.02	0.00	1	1.04
1415 - 1430	0.00	0.00	0.73	0.00	0.12	0.12	0.02	0.00	1	1.09
Hourly Total	0.00	0.05	3.26	0.07	0.33	0.22	0.07	0.00	4	4.17
Hourly Average	0.00	0.01	0.82	0.02	0.08	0.05	0.02	0.00	1.00	1.04

Inter Session Total	0.00	0.23	9.09	0.44	1.40	0.55	0.26	0.03	12	12.50
Inter Session Average	0.00	0.02	0.76	0.04	0.12	0.05	0.02	0.00	1.00	1.04



Movement 5.12: Right from St. George's Road to A219 Wimbledon Hill Road (South)									Original Data	
TIME	P/CYCLE	M/CYCLE	CAR	TAXI	LGV	OGV1	OGV2	BUS/COACH	TOTAL	PCU TOTAL
1500 - 1515	0	0	41	0	15	4	0	0	60	62.00
1515 - 1530	0	0	37	1	5	2	0	0	45	46.00
1530 - 1545	0	1	34	1	7	0	0	0	43	42.40
1545 - 1600	0	0	42	1	9	2	0	0	54	55.00
Hourly Total	0	1	154	3	36	8	0	0	202	205.40
Hourly Average	0.00	0.25	38.50	0.75	9.00	2.00	0.00	0.00	50.50	51.35
1600 - 1615	0	0	52	1	2	0	2	0	57	59.60
1615 - 1630	0	3	44	0	4	0	0	0	51	49.20
1630 - 1645	0	2	46	0	3	1	0	0	52	51.30
1645 - 1700	0	1	46	1	1	0	0	0	49	48.40
Hourly Total	0	6	188	2	10	1	2	0	209	208.50
Hourly Average	0.00	1.50	47.00	0.50	2.50	0.25	0.50	0.00	52.25	52.13
1700 - 1715	1	0	62	0	4	1	0	0	68	67.70
1715 - 1730	0	0	44	0	4	0	0	0	48	48.00
1730 - 1745	1	1	57	2	5	2	0	0	68	67.60
1745 - 1800	0	0	46	2	1	0	0	0	49	49.00
Hourly Total	2	1	209	4	14	3	0	0	233	232.30
Hourly Average	0.50	0.25	52.25	1.00	3.50	0.75	0.00	0.00	58.25	58.08
1800 - 1815	0	0	44	2	1	0	0	0	47	47.00
1815 - 1830	1	4	47	1	1	0	0	0	54	50.80
1830 - 1845	0	2	38	0	8	0	0	0	48	46.80
1845 - 1900	0	2	49	2	4	0	0	0	57	55.80
Hourly Total	1	8	178	5	14	0	0	0	206	200.40
Hourly Average	0.25	2.00	44.50	1.25	3.50	0.00	0.00	0.00	51.50	50.10
PM Session Total	3	16	729	14	74	12	2	0	850	846.60
PM Session Average	0.19	1.00	45.56	0.88	4.63	0.75	0.13	0.00	53.13	52.91

Movement 5.12: Right from St. George's Road to A219 Wimbledon Hill Road (South)									Flow in Vehicles / Hour	
TIME	P/CYCLE	M/CYCLE	CAR	TAXI	LGV	OGV1	OGV2	BUS/COACH	TOTAL	PCU TOTAL
1500 - 1515	0	0	164	0	60	16	0	0	240	248.00
1515 - 1530	0	0	148	4	20	8	0	0	180	184.00
1530 - 1545	0	4	136	4	28	0	0	0	172	169.60
1545 - 1600	0	0	168	4	36	8	0	0	216	220.00
Hourly Total	0	4	616	12	144	32	0	0	808	821.60
Hourly Average	0.00	1.00	154.00	3.00	36.00	8.00	0.00	0.00	202.00	205.40
1600 - 1615	0	0	208	4	8	0	8	0	228	238.40
1615 - 1630	0	12	176	0	16	0	0	0	204	196.80
1630 - 1645	0	8	184	0	12	4	0	0	208	205.20
1645 - 1700	0	4	184	4	4	0	0	0	196	193.60
Hourly Total	0	24	752	8	40	4	8	0	836	834.00
Hourly Average	0.00	6.00	188.00	2.00	10.00	1.00	2.00	0.00	209.00	208.50
1700 - 1715	4	0	248	0	16	4	0	0	272	270.80
1715 - 1730	0	0	176	0	16	0	0	0	192	192.00
1730 - 1745	4	4	228	8	20	8	0	0	272	270.40
1745 - 1800	0	0	184	8	4	0	0	0	196	196.00
Hourly Total	8	4	836	16	56	12	0	0	932	929.20
Hourly Average	2.00	1.00	209.00	4.00	14.00	3.00	0.00	0.00	233.00	232.30
1800 - 1815	0	0	176	8	4	0	0	0	188	188.00
1815 - 1830	4	16	188	4	4	0	0	0	216	203.20
1830 - 1845	0	8	152	0	32	0	0	0	192	187.20
1845 - 1900	0	8	196	8	16	0	0	0	228	223.20
Hourly Total	4	32	712	20	56	0	0	0	824	801.60
Hourly Average	1.00	8.00	178.00	5.00	14.00	0.00	0.00	0.00	206.00	200.40
PM Session Total	12	64	2916	56	296	48	8	0	3400	3386.40
PM Session Average	0.75	4.00	182.25	3.50	18.50	3.00	0.50	0.00	212.50	211.65

Movement 5.12: Right from St. George's Road to A219 Wimbledon Hill Road (South)									Traffic Mix	
TIME	P/CYCLE	M/CYCLE	CAR	TAXI	LGV	OGV1	OGV2	BUS/COACH	TOTAL	PCU TOTAL
1500 - 1515	0.00	0.00	0.68	0.00	0.25	0.07	0.00	0.00	1	1.03
1515 - 1530	0.00	0.00	0.82	0.02	0.11	0.04	0.00	0.00	1	1.02
1530 - 1545	0.00	0.02	0.79	0.02	0.16	0.00	0.00	0.00	1	0.99
1545 - 1600	0.00	0.00	0.78	0.02	0.17	0.04	0.00	0.00	1	1.02
Hourly Total	0.00	0.02	3.07	0.06	0.69	0.15	0.00	0.00	4	4.06
Hourly Average	0.00	0.01	0.77	0.02	0.17	0.04	0.00	0.00	1.00	1.02
1600 - 1615	0.00	0.00	0.91	0.02	0.04	0.00	0.04	0.00	1	1.05
1615 - 1630	0.00	0.06	0.86	0.00	0.08	0.00	0.00	0.00	1	0.96
1630 - 1645	0.00	0.04	0.88	0.00	0.06	0.02	0.00	0.00	1	0.99
1645 - 1700	0.00	0.02	0.94	0.02	0.02	0.00	0.00	0.00	1	0.99
Hourly Total	0.00	0.12	3.60	0.04	0.19	0.02	0.04	0.00	4	3.98
Hourly Average	0.00	0.03	0.90	0.01	0.05	0.00	0.01	0.00	1.00	1.00
1700 - 1715	0.01	0.00	0.91	0.00	0.06	0.01	0.00	0.00	1	1.00
1715 - 1730	0.00	0.00	0.92	0.00	0.08	0.00	0.00	0.00	1	1.00
1730 - 1745	0.01	0.01	0.84	0.03	0.07	0.03	0.00	0.00	1	0.99
1745 - 1800	0.00	0.00	0.94	0.04	0.02	0.00	0.00	0.00	1	1.00
Hourly Total	0.03	0.01	3.61	0.07	0.24	0.04	0.00	0.00	4	3.99
Hourly Average	0.01	0.00	0.90	0.02	0.06	0.01	0.00	0.00	1.00	1.00
1800 - 1815	0.00	0.00	0.94	0.04	0.02	0.00	0.00	0.00	1	1.00
1815 - 1830	0.02	0.07	0.87	0.02	0.02	0.00	0.00	0.00	1	0.94
1830 - 1845	0.00	0.04	0.79	0.00	0.17	0.00	0.00	0.00	1	0.98
1845 - 1900	0.00	0.04	0.86	0.04	0.07	0.00	0.00	0.00	1	0.98
Hourly Total	0.02	0.15	3.46	0.10	0.28	0.00	0.00	0.00	4	3.89
Hourly Average	0.00	0.04	0.86	0.02	0.07	0.00	0.00	0.00	1.00	0.97
PM Session Total	0.05	0.31	13.74	0.27	1.39	0.21	0.04	0.00	16.00	15.93
PM Session Average	0.00	0.02	0.86	0.02	0.09	0.01	0.00	0.00	1.00	1.00