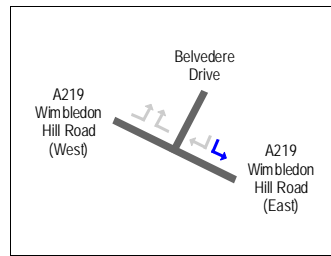


Date
Wednesday, 13th October 2004
0700 - 1000 (AM Peak)

Movement 2.1: Left from Belvedere Drive to A219 Wimbledon Hill Road (East)									Original Data	
TIME	P/CYCLE	M/CYCLE	CAR	TAXI	LGV	OGV1	OGV2	BUS/COACH	TOTAL	PCU TOTAL
0700 - 0715	0	0	2	0	0	0	0	0	2	2.00
0715 - 0730	0	0	7	0	1	0	1	0	9	10.30
0730 - 0745	0	1	9	0	3	0	0	0	13	12.40
0745 - 0800	1	0	15	0	0	0	0	0	16	15.20
Hourly Total	1	1	33	0	4	0	1	0	40	39.90
Hourly Average	0.25	0.25	8.25	0.00	1.00	0.00	0.25	0.00	10.00	9.98
0800 - 0815	0	0	15	0	1	0	0	0	16	16.00
0815 - 0830	0	0	12	1	1	0	0	0	14	14.00
0830 - 0845	0	0	13	0	1	0	0	0	14	14.00
0845 - 0900	0	0	5	0	0	0	0	0	5	5.00
Hourly Total	0	0	45	1	3	0	0	0	49	49.00
Hourly Average	0.00	0.00	11.25	0.25	0.75	0.00	0.00	0.00	12.25	12.25
0900 - 0915	0	0	2	0	1	0	0	0	3	3.00
0915 - 0930	0	0	4	0	0	0	1	0	5	6.30
0930 - 0945	0	0	3	0	1	0	0	0	4	4.00
0945 - 1000	1	0	7	0	3	0	0	0	11	10.20
Hourly Total	1	0	16	0	5	0	1	0	23	23.50
Hourly Average	0.25	0.00	4.00	0.00	1.25	0.00	0.25	0.00	5.75	5.88
AM Session Total	2	1	94	1	12	0	2	0	112	112.40
AM Session Average	0.17	0.08	7.83	0.08	1.00	0.00	0.17	0.00	9.33	9.37

Movement 2.1: Left from Belvedere Drive to A219 Wimbledon Hill Road (East)									Flow in Vehicles / Hour	
TIME	P/CYCLE	M/CYCLE	CAR	TAXI	LGV	OGV1	OGV2	BUS/COACH	TOTAL	PCU TOTAL
0700 - 0715	0	0	8	0	0	0	0	0	8	8.00
0715 - 0730	0	0	28	0	4	0	4	0	36	41.20
0730 - 0745	0	4	36	0	12	0	0	0	52	49.60
0745 - 0800	4	0	60	0	0	0	0	0	64	60.80
Hourly Total	4	4	132	0	16	0	4	0	160	159.60
Hourly Average	1.00	1.00	33.00	0.00	4.00	0.00	1.00	0.00	40.00	39.90
0800 - 0815	0	0	60	0	4	0	0	0	64	64.00
0815 - 0830	0	0	48	4	4	0	0	0	56	56.00
0830 - 0845	0	0	52	0	4	0	0	0	56	56.00
0845 - 0900	0	0	20	0	0	0	0	0	20	20.00
Hourly Total	0	0	180	4	12	0	0	0	196	196.00
Hourly Average	0.00	0.00	45.00	1.00	3.00	0.00	0.00	0.00	49.00	49.00
0900 - 0915	0	0	8	0	4	0	0	0	12	12.00
0915 - 0930	0	0	16	0	0	0	4	0	20	25.20
0930 - 0945	0	0	12	0	4	0	0	0	16	16.00
0945 - 1000	4	0	28	0	12	0	0	0	44	40.80
Hourly Total	4	0	64	0	20	0	4	0	92	94.00
Hourly Average	1.00	0.00	16.00	0.00	5.00	0.00	1.00	0.00	23.00	23.50
AM Session Total	8	4	376	4	48	0	8	0	448	449.60
AM Session Average	0.67	0.33	31.33	0.33	4.00	0.00	0.67	0.00	37.33	37.47

Movement 2.1: Left from Belvedere Drive to A219 Wimbledon Hill Road (East)									Traffic Mix	
TIME	P/CYCLE	M/CYCLE	CAR	TAXI	LGV	OGV1	OGV2	BUS/COACH	TOTAL	PCU TOTAL
0700 - 0715	0.00	0.00	1.00	0.00	0.00	0.00	0.00	0.00	1	1.00
0715 - 0730	0.00	0.00	0.78	0.00	0.11	0.00	0.11	0.00	1	1.14
0730 - 0745	0.00	0.08	0.69	0.00	0.23	0.00	0.00	0.00	1	0.95
0745 - 0800	0.06	0.00	0.94	0.00	0.00	0.00	0.00	0.00	1	0.95
Hourly Total	0.06	0.08	3.41	0.00	0.34	0.00	0.11	0.00	4	4.05
Hourly Average	0.02	0.02	0.85	0.00	0.09	0.00	0.03	0.00	1.00	1.01
0800 - 0815	0.00	0.00	0.94	0.00	0.06	0.00	0.00	0.00	1	1.00
0815 - 0830	0.00	0.00	0.86	0.07	0.07	0.00	0.00	0.00	1	1.00
0830 - 0845	0.00	0.00	0.93	0.00	0.07	0.00	0.00	0.00	1	1.00
0845 - 0900	0.00	0.00	1.00	0.00	0.00	0.00	0.00	0.00	1	1.00
Hourly Total	0.00	0.00	3.72	0.07	0.21	0.00	0.00	0.00	4	4.00
Hourly Average	0.00	0.00	0.93	0.02	0.05	0.00	0.00	0.00	1.00	1.00
0900 - 0915	0.00	0.00	0.67	0.00	0.33	0.00	0.00	0.00	1	1.00
0915 - 0930	0.00	0.00	0.80	0.00	0.00	0.00	0.20	0.00	1	1.26
0930 - 0945	0.00	0.00	0.75	0.00	0.25	0.00	0.00	0.00	1	1.00
0945 - 1000	0.09	0.00	0.64	0.00	0.27	0.00	0.00	0.00	1	0.93
Hourly Total	0.09	0.00	2.85	0.00	0.86	0.00	0.20	0.00	4	4.19
Hourly Average	0.02	0.00	0.71	0.00	0.21	0.00	0.05	0.00	1.00	1.05
AM Session Total	0.15	0.08	9.98	0.07	1.40	0.00	0.31	0.00	12	12.24
AM Session Average	0.01	0.01	0.83	0.01	0.12	0.00	0.03	0.00	1.00	1.02



Movement 2.1: Left from Belvedere Drive to A219 Wimbledon Hill Road (East)									Original Data	
TIME	P/CYCLE	M/CYCLE	CAR	TAXI	LGV	OGV1	OGV2	BUS/COACH	TOTAL	PCU TOTAL
1130 - 1145	0	0	3	0	1	0	0	0	4	4.00
1145 - 1200	0	0	3	0	1	0	0	0	4	4.00
1200 - 1215	0	0	4	0	0	0	0	0	4	4.00
1215 - 1230	0	0	2	0	0	0	0	0	2	2.00
Hourly Total	0	0	12	0	2	0	0	0	14	14.00
Hourly Average	0.00	0.00	3.00	0.00	0.50	0.00	0.00	0.00	3.50	3.50
1230 - 1245	0	0	7	0	1	0	0	0	8	8.00
1245 - 1300	0	1	6	0	0	0	0	0	7	6.40
1300 - 1315	0	0	3	0	1	1	0	0	5	5.50
1315 - 1330	0	0	3	0	0	0	0	0	3	3.00
Hourly Total	0	1	19	0	2	1	0	0	23	22.90
Hourly Average	0.00	0.25	4.75	0.00	0.50	0.25	0.00	0.00	5.75	5.73
1330 - 1345	0	0	5	0	0	0	0	0	5	5.00
1345 - 1400	0	0	3	1	1	0	0	0	5	5.00
1400 - 1415	0	0	4	0	0	0	0	0	4	4.00
1415 - 1430	0	0	5	0	0	0	0	0	5	5.00
Hourly Total	0	0	17	1	1	0	0	0	19	19.00
Hourly Average	0.00	0.00	4.25	0.25	0.25	0.00	0.00	0.00	4.75	4.75

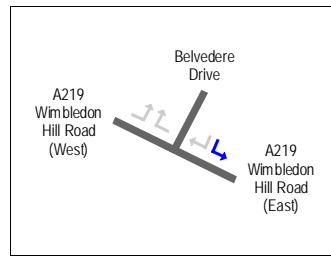
Inter Session Total	0	1	48	1	5	1	0	0	56	55.90
Inter Session Average	0.00	0.08	4.00	0.08	0.42	0.08	0.00	0.00	4.67	4.66

Movement 2.1: Left from Belvedere Drive to A219 Wimbledon Hill Road (East)									Flow in Vehicles / Hour	
TIME	P/CYCLE	M/CYCLE	CAR	TAXI	LGV	OGV1	OGV2	BUS/COACH	TOTAL	PCU TOTAL
1130 - 1145	0	0	12	0	4	0	0	0	16	16.00
1145 - 1200	0	0	12	0	4	0	0	0	16	16.00
1200 - 1215	0	0	16	0	0	0	0	0	16	16.00
1215 - 1230	0	0	8	0	0	0	0	0	8	8.00
Hourly Total	0	0	48	0	8	0	0	0	56	56.00
Hourly Average	0.00	0.00	12.00	0.00	2.00	0.00	0.00	0.00	14.00	14.00
1230 - 1245	0	0	28	0	4	0	0	0	32	32.00
1245 - 1300	0	4	24	0	0	0	0	0	28	25.60
1300 - 1315	0	0	12	0	4	4	0	0	20	22.00
1315 - 1330	0	0	12	0	0	0	0	0	12	12.00
Hourly Total	0	4	76	0	8	4	0	0	92	91.60
Hourly Average	0.00	1.00	19.00	0.00	2.00	1.00	0.00	0.00	23.00	22.90
1330 - 1345	0	0	20	0	0	0	0	0	20	20.00
1345 - 1400	0	0	12	4	4	0	0	0	20	20.00
1400 - 1415	0	0	16	0	0	0	0	0	16	16.00
1415 - 1430	0	0	20	0	0	0	0	0	20	20.00
Hourly Total	0	0	68	4	4	0	0	0	76	76.00
Hourly Average	0.00	0.00	17.00	1.00	1.00	0.00	0.00	0.00	19.00	19.00

Inter Session Total	0	4	192	4	20	4	0	0	224	223.60
Inter Session Average	0.00	0.33	16.00	0.33	1.67	0.33	0.00	0.00	18.67	18.63

Movement 2.1: Left from Belvedere Drive to A219 Wimbledon Hill Road (East)									Traffic Mix	
TIME	P/CYCLE	M/CYCLE	CAR	TAXI	LGV	OGV1	OGV2	BUS/COACH	TOTAL	PCU TOTAL
1130 - 1145	0.00	0.00	0.75	0.00	0.25	0.00	0.00	0.00	1	1.00
1145 - 1200	0.00	0.00	0.75	0.00	0.25	0.00	0.00	0.00	1	1.00
1200 - 1215	0.00	0.00	1.00	0.00	0.00	0.00	0.00	0.00	1	1.00
1215 - 1230	0.00	0.00	1.00	0.00	0.00	0.00	0.00	0.00	1	1.00
Hourly Total	0.00	0.00	3.50	0.00	0.50	0.00	0.00	0.00	4	4.00
Hourly Average	0.00	0.00	0.88	0.00	0.13	0.00	0.00	0.00	1.00	1.00
1230 - 1245	0.00	0.00	0.88	0.00	0.13	0.00	0.00	0.00	1	1.00
1245 - 1300	0.00	0.14	0.86	0.00	0.00	0.00	0.00	0.00	1	0.91
1300 - 1315	0.00	0.00	0.60	0.00	0.20	0.20	0.00	0.00	1	1.10
1315 - 1330	0.00	0.00	1.00	0.00	0.00	0.00	0.00	0.00	1	1.00
Hourly Total	0.00	0.14	3.33	0.00	0.33	0.20	0.00	0.00	4	4.01
Hourly Average	0.00	0.04	0.83	0.00	0.08	0.05	0.00	0.00	1.00	1.00
1330 - 1345	0.00	0.00	1.00	0.00	0.00	0.00	0.00	0.00	1	1.00
1345 - 1400	0.00	0.00	0.60	0.20	0.20	0.00	0.00	0.00	1	1.00
1400 - 1415	0.00	0.00	1.00	0.00	0.00	0.00	0.00	0.00	1	1.00
1415 - 1430	0.00	0.00	1.00	0.00	0.00	0.00	0.00	0.00	1	1.00
Hourly Total	0.00	0.00	3.60	0.20	0.20	0.00	0.00	0.00	4	4.00
Hourly Average	0.00	0.00	0.90	0.05	0.05	0.00	0.00	0.00	1.00	1.00

Inter Session Total	0.00	0.14	10.43	0.20	1.03	0.20	0.00	0.00	12	12.01
Inter Session Average	0.00	0.01	0.87	0.02	0.09	0.02	0.00	0.00	1.00	1.00

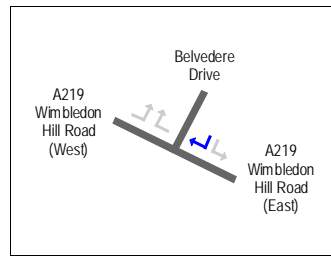


Date
Wednesday, 13th October 2004
1500 - 1900 (PM Peak)

Movement 2.1: Left from Belvedere Drive to A219 Wimbledon Hill Road (East)									Original Data	
TIME	P/CYCLE	M/CYCLE	CAR	TAXI	LGV	OGV1	OGV2	BUS/COACH	TOTAL	PCU TOTAL
1500 - 1515	0	0	9	0	1	0	0	0	10	10.00
1515 - 1530	0	0	10	0	2	0	0	0	12	12.00
1530 - 1545	0	0	8	0	1	0	0	0	9	9.00
1545 - 1600	0	0	6	0	0	1	0	0	7	7.50
Hourly Total	0	0	33	0	4	1	0	0	38	38.50
Hourly Average	0.00	0.00	8.25	0.00	1.00	0.25	0.00	0.00	9.50	9.63
1600 - 1615	0	0	6	0	0	0	0	0	6	6.00
1615 - 1630	0	0	5	0	0	0	0	0	5	5.00
1630 - 1645	0	0	2	0	2	0	0	0	4	4.00
1645 - 1700	0	0	4	0	0	0	0	0	4	4.00
Hourly Total	0	0	17	0	2	0	0	0	19	19.00
Hourly Average	0.00	0.00	4.25	0.00	0.50	0.00	0.00	0.00	4.75	4.75
1700 - 1715	0	0	6	0	0	0	0	0	6	6.00
1715 - 1730	0	0	7	0	0	1	0	0	8	8.50
1730 - 1745	0	0	6	0	0	0	0	0	6	6.00
1745 - 1800	0	0	7	0	1	0	0	0	8	8.00
Hourly Total	0	0	26	0	1	1	0	0	28	28.50
Hourly Average	0.00	0.00	6.50	0.00	0.25	0.25	0.00	0.00	7.00	7.13
1800 - 1815	0	0	2	0	2	0	0	0	4	4.00
1815 - 1830	0	0	3	0	1	0	0	0	4	4.00
1830 - 1845	0	0	12	0	0	0	0	0	12	12.00
1845 - 1900	0	0	2	0	0	0	0	0	2	2.00
Hourly Total	0	0	19	0	3	0	0	0	22	22.00
Hourly Average	0.00	0.00	4.75	0.00	0.75	0.00	0.00	0.00	5.50	5.50
PM Session Total	0	0	95	0	10	2	0	0	107	108.00
PM Session Average	0.00	0.00	5.94	0.00	0.63	0.13	0.00	0.00	6.69	6.75

Movement 2.1: Left from Belvedere Drive to A219 Wimbledon Hill Road (East)									Flow in Vehicles / Hour	
TIME	P/CYCLE	M/CYCLE	CAR	TAXI	LGV	OGV1	OGV2	BUS/COACH	TOTAL	PCU TOTAL
1500 - 1515	0	0	36	0	4	0	0	0	40	40.00
1515 - 1530	0	0	40	0	8	0	0	0	48	48.00
1530 - 1545	0	0	32	0	4	0	0	0	36	36.00
1545 - 1600	0	0	24	0	0	4	0	0	28	30.00
Hourly Total	0	0	132	0	16	4	0	0	152	154.00
Hourly Average	0.00	0.00	33.00	0.00	4.00	1.00	0.00	0.00	38.00	38.50
1600 - 1615	0	0	24	0	0	0	0	0	24	24.00
1615 - 1630	0	0	20	0	0	0	0	0	20	20.00
1630 - 1645	0	0	8	0	8	0	0	0	16	16.00
1645 - 1700	0	0	16	0	0	0	0	0	16	16.00
Hourly Total	0	0	68	0	8	0	0	0	76	76.00
Hourly Average	0.00	0.00	17.00	0.00	2.00	0.00	0.00	0.00	19.00	19.00
1700 - 1715	0	0	24	0	0	0	0	0	24	24.00
1715 - 1730	0	0	28	0	0	4	0	0	32	34.00
1730 - 1745	0	0	24	0	0	0	0	0	24	24.00
1745 - 1800	0	0	28	0	4	0	0	0	32	32.00
Hourly Total	0	0	104	0	4	4	0	0	112	114.00
Hourly Average	0.00	0.00	26.00	0.00	1.00	1.00	0.00	0.00	28.00	28.50
1800 - 1815	0	0	8	0	8	0	0	0	16	16.00
1815 - 1830	0	0	12	0	4	0	0	0	16	16.00
1830 - 1845	0	0	48	0	0	0	0	0	48	48.00
1845 - 1900	0	0	8	0	0	0	0	0	8	8.00
Hourly Total	0	0	76	0	12	0	0	0	88	88.00
Hourly Average	0.00	0.00	19.00	0.00	3.00	0.00	0.00	0.00	22.00	22.00
PM Session Total	0	0	380	0	40	8	0	0	428	432.00
PM Session Average	0.00	0.00	23.75	0.00	2.50	0.50	0.00	0.00	26.75	27.00

Movement 2.1: Left from Belvedere Drive to A219 Wimbledon Hill Road (East)									Traffic Mix	
TIME	P/CYCLE	M/CYCLE	CAR	TAXI	LGV	OGV1	OGV2	BUS/COACH	TOTAL	PCU TOTAL
1500 - 1515	0.00	0.00	0.90	0.00	0.10	0.00	0.00	0.00	1	1.00
1515 - 1530	0.00	0.00	0.83	0.00	0.17	0.00	0.00	0.00	1	1.00
1530 - 1545	0.00	0.00	0.89	0.00	0.11	0.00	0.00	0.00	1	1.00
1545 - 1600	0.00	0.00	0.86	0.00	0.00	0.14	0.00	0.00	1	1.07
Hourly Total	0.00	0.00	3.48	0.00	0.38	0.14	0.00	0.00	4	4.07
Hourly Average	0.00	0.00	0.87	0.00	0.09	0.04	0.00	0.00	1.00	1.02
1600 - 1615	0.00	0.00	1.00	0.00	0.00	0.00	0.00	0.00	1	1.00
1615 - 1630	0.00	0.00	1.00	0.00	0.00	0.00	0.00	0.00	1	1.00
1630 - 1645	0.00	0.00	0.50	0.00	0.50	0.00	0.00	0.00	1	1.00
1645 - 1700	0.00	0.00	1.00	0.00	0.00	0.00	0.00	0.00	1	1.00
Hourly Total	0.00	0.00	3.50	0.00	0.50	0.00	0.00	0.00	4	4.00
Hourly Average	0.00	0.00	0.88	0.00	0.13	0.00	0.00	0.00	1.00	1.00
1700 - 1715	0.00	0.00	1.00	0.00	0.00	0.00	0.00	0.00	1	1.00
1715 - 1730	0.00	0.00	0.88	0.00	0.00	0.13	0.00	0.00	1	1.06
1730 - 1745	0.00	0.00	1.00	0.00	0.00	0.00	0.00	0.00	1	1.00
1745 - 1800	0.00	0.00	0.88	0.00	0.13	0.00	0.00	0.00	1	1.00
Hourly Total	0.00	0.00	3.75	0.00	0.13	0.13	0.00	0.00	4	4.06
Hourly Average	0.00	0.00	0.94	0.00	0.03	0.03	0.00	0.00	1.00	1.02
1800 - 1815	0.00	0.00	0.50	0.00	0.50	0.00	0.00	0.00	1	1.00
1815 - 1830	0.00	0.00	0.75	0.00	0.25	0.00	0.00	0.00	1	1.00
1830 - 1845	0.00	0.00	1.00	0.00	0.00	0.00	0.00	0.00	1	1.00
1845 - 1900	0.00	0.00	1.00	0.00	0.00	0.00	0.00	0.00	1	1.00
Hourly Total	0.00	0.00	3.25	0.00	0.75	0.00	0.00	0.00	4	4.00
Hourly Average	0.00	0.00	0.81	0.00	0.19	0.00	0.00	0.00	1.00	1.00
PM Session Total	0.00	0.00	13.98	0.00	1.75	0.27	0.00	0.00	16.00	16.13
PM Session Average	0.00	0.00	0.87	0.00	0.11	0.02	0.00	0.00	1.00	1.01



Movement 2.2: Right from Belvedere Drive to A219 Wimbledon Hill Road (West)									Original Data	
TIME	P/CYCLE	M/CYCLE	CAR	TAXI	LGV	OGV1	OGV2	BUS/COACH	TOTAL	PCU TOTAL
0700 - 0715	0	0	13	0	0	0	0	0	13	13.00
0715 - 0730	1	0	19	0	2	1	0	0	23	22.70
0730 - 0745	0	0	29	0	0	0	0	0	29	29.00
0745 - 0800	0	1	44	0	2	0	0	0	47	46.40
Hourly Total	1	1	105	0	4	1	0	0	112	111.10
Hourly Average	0.25	0.25	26.25	0.00	1.00	0.25	0.00	0.00	28.00	27.78
0800 - 0815	1	1	41	0	2	1	0	0	46	45.10
0815 - 0830	0	1	28	1	1	0	0	0	31	30.40
0830 - 0845	0	0	19	0	0	0	0	0	19	19.00
0845 - 0900	1	0	21	0	3	1	0	0	26	25.70
Hourly Total	2	2	109	1	6	2	0	0	122	120.20
Hourly Average	0.50	0.50	27.25	0.25	1.50	0.50	0.00	0.00	30.50	30.05
0900 - 0915	0	0	29	0	5	0	0	0	34	34.00
0915 - 0930	0	0	17	0	3	1	0	0	21	21.50
0930 - 0945	0	0	12	0	2	1	0	0	15	15.50
0945 - 1000	0	0	13	0	0	0	0	0	13	13.00
Hourly Total	0	0	71	0	10	2	0	0	83	84.00
Hourly Average	0.00	0.00	17.75	0.00	2.50	0.50	0.00	0.00	20.75	21.00

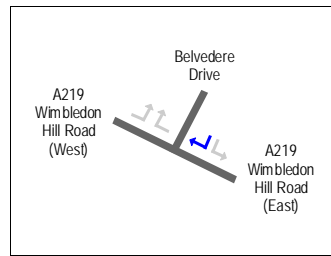
AM Session Total	3	3	285	1	20	5	0	0	317	315.30
AM Session Average	0.25	0.25	23.75	0.08	1.67	0.42	0.00	0.00	26.42	26.28

Movement 2.2: Right from Belvedere Drive to A219 Wimbledon Hill Road (West)									Flow in Vehicles / Hour	
TIME	P/CYCLE	M/CYCLE	CAR	TAXI	LGV	OGV1	OGV2	BUS/COACH	TOTAL	PCU TOTAL
0700 - 0715	0	0	52	0	0	0	0	0	52	52.00
0715 - 0730	4	0	76	0	8	4	0	0	92	90.80
0730 - 0745	0	0	116	0	0	0	0	0	116	116.00
0745 - 0800	0	4	176	0	8	0	0	0	188	185.60
Hourly Total	4	4	420	0	16	4	0	0	448	444.40
Hourly Average	1.00	1.00	105.00	0.00	4.00	1.00	0.00	0.00	112.00	111.10
0800 - 0815	4	4	164	0	8	4	0	0	184	180.40
0815 - 0830	0	4	112	4	4	0	0	0	124	121.60
0830 - 0845	0	0	76	0	0	0	0	0	76	76.00
0845 - 0900	4	0	84	0	12	4	0	0	104	102.80
Hourly Total	8	8	436	4	24	8	0	0	488	480.80
Hourly Average	2.00	2.00	109.00	1.00	6.00	2.00	0.00	0.00	122.00	120.20
0900 - 0915	0	0	116	0	20	0	0	0	136	136.00
0915 - 0930	0	0	68	0	12	4	0	0	84	86.00
0930 - 0945	0	0	48	0	8	4	0	0	60	62.00
0945 - 1000	0	0	52	0	0	0	0	0	52	52.00
Hourly Total	0	0	284	0	40	8	0	0	332	336.00
Hourly Average	0.00	0.00	71.00	0.00	10.00	2.00	0.00	0.00	83.00	84.00

AM Session Total	12	12	1140	4	80	20	0	0	1268	1261.20
AM Session Average	1.00	1.00	95.00	0.33	6.67	1.67	0.00	0.00	105.67	105.10

Movement 2.2: Right from Belvedere Drive to A219 Wimbledon Hill Road (West)									Traffic Mix	
TIME	P/CYCLE	M/CYCLE	CAR	TAXI	LGV	OGV1	OGV2	BUS/COACH	TOTAL	PCU TOTAL
0700 - 0715	0.00	0.00	1.00	0.00	0.00	0.00	0.00	0.00	1	1.00
0715 - 0730	0.04	0.00	0.83	0.00	0.09	0.04	0.00	0.00	1	0.99
0730 - 0745	0.00	0.00	1.00	0.00	0.00	0.00	0.00	0.00	1	1.00
0745 - 0800	0.00	0.02	0.94	0.00	0.04	0.00	0.00	0.00	1	0.99
Hourly Total	0.04	0.02	3.76	0.00	0.13	0.04	0.00	0.00	4	3.97
Hourly Average	0.01	0.01	0.94	0.00	0.03	0.01	0.00	0.00	1.00	0.99
0800 - 0815	0.02	0.02	0.89	0.00	0.04	0.02	0.00	0.00	1	0.98
0815 - 0830	0.00	0.03	0.90	0.03	0.03	0.00	0.00	0.00	1	0.98
0830 - 0845	0.00	0.00	1.00	0.00	0.00	0.00	0.00	0.00	1	1.00
0845 - 0900	0.04	0.00	0.81	0.00	0.12	0.04	0.00	0.00	1	0.99
Hourly Total	0.06	0.05	3.60	0.03	0.19	0.06	0.00	0.00	4	3.95
Hourly Average	0.02	0.01	0.90	0.01	0.05	0.02	0.00	0.00	1.00	0.99
0900 - 0915	0.00	0.00	0.85	0.00	0.15	0.00	0.00	0.00	1	1.00
0915 - 0930	0.00	0.00	0.81	0.00	0.14	0.05	0.00	0.00	1	1.02
0930 - 0945	0.00	0.00	0.80	0.00	0.13	0.07	0.00	0.00	1	1.03
0945 - 1000	0.00	0.00	1.00	0.00	0.00	0.00	0.00	0.00	1	1.00
Hourly Total	0.00	0.00	3.46	0.00	0.42	0.11	0.00	0.00	4	4.06
Hourly Average	0.00	0.00	0.87	0.00	0.11	0.03	0.00	0.00	1.00	1.01

AM Session Total	0.10	0.08	10.83	0.03	0.74	0.22	0.00	0.00	12	11.98
AM Session Average	0.01	0.01	0.90	0.00	0.06	0.02	0.00	0.00	1.00	1.00



Movement 2.2: Right from Belvedere Drive to A219 Wimbledon Hill Road (West)									Original Data	
TIME	P/CYCLE	M/CYCLE	CAR	TAXI	LGV	OGV1	OGV2	BUS/COACH	TOTAL	PCU TOTAL
1130 - 1145	0	0	17	0	6	1	0	0	24	24.50
1145 - 1200	0	0	14	0	3	0	0	0	17	17.00
1200 - 1215	0	0	2	0	1	0	0	0	3	3.00
1215 - 1230	0	0	8	1	0	0	0	0	9	9.00
Hourly Total	0	0	41	1	10	1	0	0	53	53.50
Hourly Average	0.00	0.00	10.25	0.25	2.50	0.25	0.00	0.00	13.25	13.38
1230 - 1245	0	0	14	0	3	0	0	0	17	17.00
1245 - 1300	0	0	15	0	0	0	0	0	15	15.00
1300 - 1315	0	1	16	0	4	0	0	0	21	20.40
1315 - 1330	0	0	15	0	4	0	0	0	19	19.00
Hourly Total	0	1	60	0	11	0	0	0	72	71.40
Hourly Average	0.00	0.25	15.00	0.00	2.75	0.00	0.00	0.00	18.00	17.85
1330 - 1345	0	0	12	0	3	1	0	0	16	16.50
1345 - 1400	0	0	15	0	2	1	0	0	18	18.50
1400 - 1415	0	0	12	1	3	0	0	0	16	16.00
1415 - 1430	0	0	12	0	2	0	0	0	14	14.00
Hourly Total	0	0	51	1	10	2	0	0	64	65.00
Hourly Average	0.00	0.00	12.75	0.25	2.50	0.50	0.00	0.00	16.00	16.25

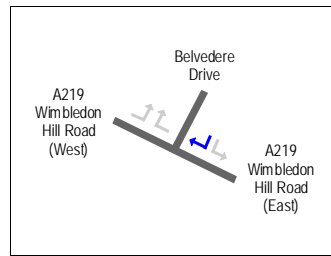
Inter Session Total	0	1	152	2	31	3	0	0	189	189.90
Inter Session Average	0.00	0.08	12.67	0.17	2.58	0.25	0.00	0.00	15.75	15.83

Movement 2.2: Right from Belvedere Drive to A219 Wimbledon Hill Road (West)									Flow in Vehicles / Hour	
TIME	P/CYCLE	M/CYCLE	CAR	TAXI	LGV	OGV1	OGV2	BUS/COACH	TOTAL	PCU TOTAL
1130 - 1145	0	0	68	0	24	4	0	0	96	98.00
1145 - 1200	0	0	56	0	12	0	0	0	68	68.00
1200 - 1215	0	0	8	0	4	0	0	0	12	12.00
1215 - 1230	0	0	32	4	0	0	0	0	36	36.00
Hourly Total	0	0	164	4	40	4	0	0	212	214.00
Hourly Average	0.00	0.00	41.00	1.00	10.00	1.00	0.00	0.00	53.00	53.50
1230 - 1245	0	0	56	0	12	0	0	0	68	68.00
1245 - 1300	0	0	60	0	0	0	0	0	60	60.00
1300 - 1315	0	4	64	0	16	0	0	0	84	81.60
1315 - 1330	0	0	60	0	16	0	0	0	76	76.00
Hourly Total	0	4	240	0	44	0	0	0	288	285.60
Hourly Average	0.00	1.00	60.00	0.00	11.00	0.00	0.00	0.00	72.00	71.40
1330 - 1345	0	0	48	0	12	4	0	0	64	66.00
1345 - 1400	0	0	60	0	8	4	0	0	72	74.00
1400 - 1415	0	0	48	4	12	0	0	0	64	64.00
1415 - 1430	0	0	48	0	8	0	0	0	56	56.00
Hourly Total	0	0	204	4	40	8	0	0	256	260.00
Hourly Average	0.00	0.00	51.00	1.00	10.00	2.00	0.00	0.00	64.00	65.00

Inter Session Total	0	4	608	8	124	12	0	0	756	759.60
Inter Session Average	0.00	0.33	50.67	0.67	10.33	1.00	0.00	0.00	63.00	63.30

Movement 2.2: Right from Belvedere Drive to A219 Wimbledon Hill Road (West)									Traffic Mix	
TIME	P/CYCLE	M/CYCLE	CAR	TAXI	LGV	OGV1	OGV2	BUS/COACH	TOTAL	PCU TOTAL
1130 - 1145	0.00	0.00	0.71	0.00	0.25	0.04	0.00	0.00	1	1.02
1145 - 1200	0.00	0.00	0.82	0.00	0.18	0.00	0.00	0.00	1	1.00
1200 - 1215	0.00	0.00	0.67	0.00	0.33	0.00	0.00	0.00	1	1.00
1215 - 1230	0.00	0.00	0.89	0.11	0.00	0.00	0.00	0.00	1	1.00
Hourly Total	0.00	0.00	3.09	0.11	0.76	0.04	0.00	0.00	4	4.02
Hourly Average	0.00	0.00	0.77	0.03	0.19	0.01	0.00	0.00	1.00	1.01
1230 - 1245	0.00	0.00	0.82	0.00	0.18	0.00	0.00	0.00	1	1.00
1245 - 1300	0.00	0.00	1.00	0.00	0.00	0.00	0.00	0.00	1	1.00
1300 - 1315	0.00	0.05	0.76	0.00	0.19	0.00	0.00	0.00	1	0.97
1315 - 1330	0.00	0.00	0.79	0.00	0.21	0.00	0.00	0.00	1	1.00
Hourly Total	0.00	0.05	3.37	0.00	0.58	0.00	0.00	0.00	4	3.97
Hourly Average	0.00	0.01	0.84	0.00	0.14	0.00	0.00	0.00	1.00	0.99
1330 - 1345	0.00	0.00	0.75	0.00	0.19	0.06	0.00	0.00	1	1.03
1345 - 1400	0.00	0.00	0.83	0.00	0.11	0.06	0.00	0.00	1	1.03
1400 - 1415	0.00	0.00	0.75	0.06	0.19	0.00	0.00	0.00	1	1.00
1415 - 1430	0.00	0.00	0.86	0.00	0.14	0.00	0.00	0.00	1	1.00
Hourly Total	0.00	0.00	3.19	0.06	0.63	0.12	0.00	0.00	4	4.06
Hourly Average	0.00	0.00	0.80	0.02	0.16	0.03	0.00	0.00	1.00	1.01

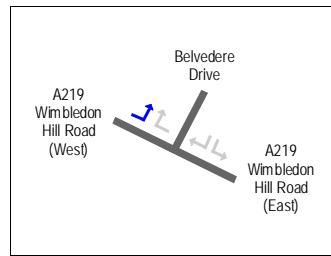
Inter Session Total	0.00	0.05	9.65	0.17	1.97	0.16	0.00	0.00	12	12.05
Inter Session Average	0.00	0.00	0.80	0.01	0.16	0.01	0.00	0.00	1.00	1.00



Movement 2.2: Right from Belvedere Drive to A219 Wimbledon Hill Road (West)									Original Data	
TIME	P/CYCLE	M/CYCLE	CAR	TAXI	LGV	OGV1	OGV2	BUS/COACH	TOTAL	PCU TOTAL
1500 - 1515	0	0	21	0	2	0	0	0	23	23.00
1515 - 1530	0	0	20	0	2	0	0	0	22	22.00
1530 - 1545	0	0	34	0	3	0	0	0	37	37.00
1545 - 1600	0	0	28	1	2	0	0	0	31	31.00
Hourly Total	0	0	103	1	9	0	0	0	113	113.00
Hourly Average	0.00	0.00	25.75	0.25	2.25	0.00	0.00	0.00	28.25	28.25
1600 - 1615	0	0	21	1	3	1	0	0	26	26.50
1615 - 1630	0	0	19	1	5	1	0	0	26	26.50
1630 - 1645	0	0	24	0	1	0	0	0	25	25.00
1645 - 1700	0	0	29	0	2	1	0	0	32	32.50
Hourly Total	0	0	93	2	11	3	0	0	109	110.50
Hourly Average	0.00	0.00	23.25	0.50	2.75	0.75	0.00	0.00	27.25	27.63
1700 - 1715	0	0	20	0	3	0	0	0	23	23.00
1715 - 1730	0	1	20	0	1	0	0	0	22	21.40
1730 - 1745	0	1	31	0	1	0	0	0	33	32.40
1745 - 1800	0	0	28	0	1	0	0	0	29	29.00
Hourly Total	0	2	99	0	6	0	0	0	107	105.80
Hourly Average	0.00	0.50	24.75	0.00	1.50	0.00	0.00	0.00	26.75	26.45
1800 - 1815	0	0	19	0	4	0	0	0	23	23.00
1815 - 1830	0	1	19	0	2	0	0	0	22	21.40
1830 - 1845	0	0	22	0	1	0	0	0	23	23.00
1845 - 1900	0	0	23	0	0	0	0	0	23	23.00
Hourly Total	0	1	83	0	7	0	0	0	91	90.40
Hourly Average	0.00	0.25	20.75	0.00	1.75	0.00	0.00	0.00	22.75	22.60
PM Session Total	0	3	378	3	33	3	0	0	420	419.70
PM Session Average	0.00	0.19	23.63	0.19	2.06	0.19	0.00	0.00	26.25	26.23

Movement 2.2: Right from Belvedere Drive to A219 Wimbledon Hill Road (West)									Flow in Vehicles / Hour	
TIME	P/CYCLE	M/CYCLE	CAR	TAXI	LGV	OGV1	OGV2	BUS/COACH	TOTAL	PCU TOTAL
1500 - 1515	0	0	84	0	8	0	0	0	92	92.00
1515 - 1530	0	0	80	0	8	0	0	0	88	88.00
1530 - 1545	0	0	136	0	12	0	0	0	148	148.00
1545 - 1600	0	0	112	4	8	0	0	0	124	124.00
Hourly Total	0	0	412	4	36	0	0	0	452	452.00
Hourly Average	0.00	0.00	103.00	1.00	9.00	0.00	0.00	0.00	113.00	113.00
1600 - 1615	0	0	84	4	12	4	0	0	104	106.00
1615 - 1630	0	0	76	4	20	4	0	0	104	106.00
1630 - 1645	0	0	96	0	4	0	0	0	100	100.00
1645 - 1700	0	0	116	0	8	4	0	0	128	130.00
Hourly Total	0	0	372	8	44	12	0	0	436	442.00
Hourly Average	0.00	0.00	93.00	2.00	11.00	3.00	0.00	0.00	109.00	110.50
1700 - 1715	0	0	80	0	12	0	0	0	92	92.00
1715 - 1730	0	4	80	0	4	0	0	0	88	85.60
1730 - 1745	0	4	124	0	4	0	0	0	132	129.60
1745 - 1800	0	0	112	0	4	0	0	0	116	116.00
Hourly Total	0	8	396	0	24	0	0	0	428	423.20
Hourly Average	0.00	2.00	99.00	0.00	6.00	0.00	0.00	0.00	107.00	105.80
1800 - 1815	0	0	76	0	16	0	0	0	92	92.00
1815 - 1830	0	4	76	0	8	0	0	0	88	85.60
1830 - 1845	0	0	88	0	4	0	0	0	92	92.00
1845 - 1900	0	0	92	0	0	0	0	0	92	92.00
Hourly Total	0	4	332	0	28	0	0	0	364	361.60
Hourly Average	0.00	1.00	83.00	0.00	7.00	0.00	0.00	0.00	91.00	90.40
PM Session Total	0	12	1512	12	132	12	0	0	1680	1678.80
PM Session Average	0.00	0.75	94.50	0.75	8.25	0.75	0.00	0.00	105.00	104.93

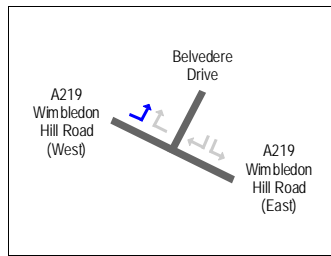
Movement 2.2: Right from Belvedere Drive to A219 Wimbledon Hill Road (West)									Traffic Mix	
TIME	P/CYCLE	M/CYCLE	CAR	TAXI	LGV	OGV1	OGV2	BUS/COACH	TOTAL	PCU TOTAL
1500 - 1515	0.00	0.00	0.91	0.00	0.09	0.00	0.00	0.00	1	1.00
1515 - 1530	0.00	0.00	0.91	0.00	0.09	0.00	0.00	0.00	1	1.00
1530 - 1545	0.00	0.00	0.92	0.00	0.08	0.00	0.00	0.00	1	1.00
1545 - 1600	0.00	0.00	0.90	0.03	0.06	0.00	0.00	0.00	1	1.00
Hourly Total	0.00	0.00	3.64	0.03	0.32	0.00	0.00	0.00	4	4.00
Hourly Average	0.00	0.00	0.91	0.01	0.08	0.00	0.00	0.00	1.00	1.00
1600 - 1615	0.00	0.00	0.81	0.04	0.12	0.04	0.00	0.00	1	1.02
1615 - 1630	0.00	0.00	0.73	0.04	0.19	0.04	0.00	0.00	1	1.02
1630 - 1645	0.00	0.00	0.96	0.00	0.04	0.00	0.00	0.00	1	1.00
1645 - 1700	0.00	0.00	0.91	0.00	0.06	0.03	0.00	0.00	1	1.02
Hourly Total	0.00	0.00	3.40	0.08	0.41	0.11	0.00	0.00	4	4.05
Hourly Average	0.00	0.00	0.85	0.02	0.10	0.03	0.00	0.00	1.00	1.01
1700 - 1715	0.00	0.00	0.87	0.00	0.13	0.00	0.00	0.00	1	1.00
1715 - 1730	0.00	0.05	0.91	0.00	0.05	0.00	0.00	0.00	1	0.97
1730 - 1745	0.00	0.03	0.94	0.00	0.03	0.00	0.00	0.00	1	0.98
1745 - 1800	0.00	0.00	0.97	0.00	0.03	0.00	0.00	0.00	1	1.00
Hourly Total	0.00	0.08	3.68	0.00	0.24	0.00	0.00	0.00	4	3.95
Hourly Average	0.00	0.02	0.92	0.00	0.06	0.00	0.00	0.00	1.00	0.99
1800 - 1815	0.00	0.00	0.83	0.00	0.17	0.00	0.00	0.00	1	1.00
1815 - 1830	0.00	0.05	0.86	0.00	0.09	0.00	0.00	0.00	1	0.97
1830 - 1845	0.00	0.00	0.96	0.00	0.04	0.00	0.00	0.00	1	1.00
1845 - 1900	0.00	0.00	1.00	0.00	0.00	0.00	0.00	0.00	1	1.00
Hourly Total	0.00	0.05	3.65	0.00	0.31	0.00	0.00	0.00	4	3.97
Hourly Average	0.00	0.01	0.91	0.00	0.08	0.00	0.00	0.00	1.00	0.99
PM Session Total	0.00	0.12	14.38	0.11	1.28	0.11	0.00	0.00	16.00	15.98
PM Session Average	0.00	0.01	0.90	0.01	0.08	0.01	0.00	0.00	1.00	1.00



Movement 2.3: Left from A219 Wimbledon Hill Road (West) to Belvedere Drive									Original Data	
TIME	P/CYCLE	M/CYCLE	CAR	TAXI	LGV	OGV1	OGV2	BUS/COACH	TOTAL	PCU TOTAL
0700 - 0715	0	0	3	0	0	0	0	0	3	3.00
0715 - 0730	0	1	11	0	2	3	0	0	17	17.90
0730 - 0745	0	0	16	0	2	0	0	0	18	18.00
0745 - 0800	0	0	24	0	2	1	0	0	27	27.50
Hourly Total	0	1	54	0	6	4	0	0	65	66.40
Hourly Average	0.00	0.25	13.50	0.00	1.50	1.00	0.00	0.00	16.25	16.60
0800 - 0815	0	0	21	0	1	0	1	0	23	24.30
0815 - 0830	0	0	25	0	2	0	0	0	27	27.00
0830 - 0845	0	0	42	0	2	1	0	0	45	45.50
0845 - 0900	1	0	31	0	1	0	1	0	34	34.50
Hourly Total	1	0	119	0	6	1	2	0	129	131.30
Hourly Average	0.25	0.00	29.75	0.00	1.50	0.25	0.50	0.00	32.25	32.83
0900 - 0915	0	1	20	0	2	0	0	0	23	22.40
0915 - 0930	0	0	22	0	5	0	0	0	27	27.00
0930 - 0945	0	0	20	0	2	0	0	0	22	22.00
0945 - 1000	0	0	9	0	2	0	0	0	11	11.00
Hourly Total	0	1	71	0	11	0	0	0	83	82.40
Hourly Average	0.00	0.25	17.75	0.00	2.75	0.00	0.00	0.00	20.75	20.60
AM Session Total	1	2	244	0	23	5	2	0	277	280.10
AM Session Average	0.08	0.17	20.33	0.00	1.92	0.42	0.17	0.00	23.08	23.34

Movement 2.3: Left from A219 Wimbledon Hill Road (West) to Belvedere Drive									Flow in Vehicles / Hour	
TIME	P/CYCLE	M/CYCLE	CAR	TAXI	LGV	OGV1	OGV2	BUS/COACH	TOTAL	PCU TOTAL
0700 - 0715	0	0	12	0	0	0	0	0	12	12.00
0715 - 0730	0	4	44	0	8	12	0	0	68	71.60
0730 - 0745	0	0	64	0	8	0	0	0	72	72.00
0745 - 0800	0	0	96	0	8	4	0	0	108	110.00
Hourly Total	0	4	216	0	24	16	0	0	260	265.60
Hourly Average	0.00	1.00	54.00	0.00	6.00	4.00	0.00	0.00	65.00	66.40
0800 - 0815	0	0	84	0	4	0	4	0	92	97.20
0815 - 0830	0	0	100	0	8	0	0	0	108	108.00
0830 - 0845	0	0	168	0	8	4	0	0	180	182.00
0845 - 0900	4	0	124	0	4	0	4	0	136	138.00
Hourly Total	4	0	476	0	24	4	8	0	516	525.20
Hourly Average	1.00	0.00	119.00	0.00	6.00	1.00	2.00	0.00	129.00	131.30
0900 - 0915	0	4	80	0	8	0	0	0	92	89.60
0915 - 0930	0	0	88	0	20	0	0	0	108	108.00
0930 - 0945	0	0	80	0	8	0	0	0	88	88.00
0945 - 1000	0	0	36	0	8	0	0	0	44	44.00
Hourly Total	0	4	284	0	44	0	0	0	332	329.60
Hourly Average	0.00	1.00	71.00	0.00	11.00	0.00	0.00	0.00	83.00	82.40
AM Session Total	4	8	976	0	92	20	8	0	1108	1120.40
AM Session Average	0.33	0.67	81.33	0.00	7.67	1.67	0.67	0.00	92.33	93.37

Movement 2.3: Left from A219 Wimbledon Hill Road (West) to Belvedere Drive									Traffic Mix	
TIME	P/CYCLE	M/CYCLE	CAR	TAXI	LGV	OGV1	OGV2	BUS/COACH	TOTAL	PCU TOTAL
0700 - 0715	0.00	0.00	1.00	0.00	0.00	0.00	0.00	0.00	1	1.00
0715 - 0730	0.00	0.06	0.65	0.00	0.12	0.18	0.00	0.00	1	1.05
0730 - 0745	0.00	0.00	0.89	0.00	0.11	0.00	0.00	0.00	1	1.00
0745 - 0800	0.00	0.00	0.89	0.00	0.07	0.04	0.00	0.00	1	1.02
Hourly Total	0.00	0.06	3.42	0.00	0.30	0.21	0.00	0.00	4	4.07
Hourly Average	0.00	0.01	0.86	0.00	0.08	0.05	0.00	0.00	1.00	1.02
0800 - 0815	0.00	0.00	0.91	0.00	0.04	0.00	0.04	0.00	1	1.06
0815 - 0830	0.00	0.00	0.93	0.00	0.07	0.00	0.00	0.00	1	1.00
0830 - 0845	0.00	0.00	0.93	0.00	0.04	0.02	0.00	0.00	1	1.01
0845 - 0900	0.03	0.00	0.91	0.00	0.03	0.00	0.03	0.00	1	1.01
Hourly Total	0.03	0.00	3.68	0.00	0.19	0.02	0.07	0.00	4	4.08
Hourly Average	0.01	0.00	0.92	0.00	0.05	0.01	0.02	0.00	1.00	1.02
0900 - 0915	0.00	0.04	0.87	0.00	0.09	0.00	0.00	0.00	1	0.97
0915 - 0930	0.00	0.00	0.81	0.00	0.19	0.00	0.00	0.00	1	1.00
0930 - 0945	0.00	0.00	0.91	0.00	0.09	0.00	0.00	0.00	1	1.00
0945 - 1000	0.00	0.00	0.82	0.00	0.18	0.00	0.00	0.00	1	1.00
Hourly Total	0.00	0.04	3.41	0.00	0.54	0.00	0.00	0.00	4	3.97
Hourly Average	0.00	0.01	0.85	0.00	0.14	0.00	0.00	0.00	1.00	0.99
AM Session Total	0.03	0.10	10.52	0.00	1.04	0.24	0.07	0.00	12	12.13
AM Session Average	0.00	0.01	0.88	0.00	0.09	0.02	0.01	0.00	1.00	1.01



Movement 2.3: Left from A219 Wimbledon Hill Road (West) to Belvedere Drive									Original Data	
TIME	P/CYCLE	M/CYCLE	CAR	TAXI	LGV	OGV1	OGV2	BUS/COACH	TOTAL	PCU TOTAL
1130 - 1145	0	0	5	0	2	1	0	0	8	8.50
1145 - 1200	0	0	13	1	5	0	0	0	19	19.00
1200 - 1215	0	0	11	0	2	0	0	0	13	13.00
1215 - 1230	0	1	7	0	3	0	0	0	11	10.40
Hourly Total	0	1	36	1	12	1	0	0	51	50.90
Hourly Average	0.00	0.25	9.00	0.25	3.00	0.25	0.00	0.00	12.75	12.73
1230 - 1245	0	0	10	0	2	0	0	0	12	12.00
1245 - 1300	0	0	10	0	3	0	0	0	13	13.00
1300 - 1315	0	0	13	0	1	0	0	0	14	14.00
1315 - 1330	0	0	8	0	4	0	0	0	12	12.00
Hourly Total	0	0	41	0	10	0	0	0	51	51.00
Hourly Average	0.00	0.00	10.25	0.00	2.50	0.00	0.00	0.00	12.75	12.75
1330 - 1345	0	0	6	0	1	0	0	0	7	7.00
1345 - 1400	0	0	11	0	2	0	0	0	13	13.00
1400 - 1415	0	0	9	0	2	0	0	0	11	11.00
1415 - 1430	0	0	6	1	0	0	0	0	7	7.00
Hourly Total	0	0	32	1	5	0	0	0	38	38.00
Hourly Average	0.00	0.00	8.00	0.25	1.25	0.00	0.00	0.00	9.50	9.50

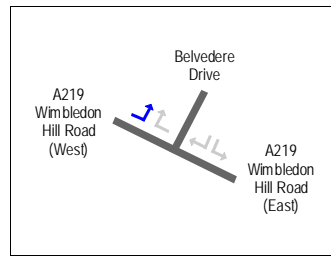
Inter Session Total	0	1	109	2	27	1	0	0	140	139.90
Inter Session Average	0.00	0.08	9.08	0.17	2.25	0.08	0.00	0.00	11.67	11.66

Movement 2.3: Left from A219 Wimbledon Hill Road (West) to Belvedere Drive									Flow in Vehicles / Hour	
TIME	P/CYCLE	M/CYCLE	CAR	TAXI	LGV	OGV1	OGV2	BUS/COACH	TOTAL	PCU TOTAL
1130 - 1145	0	0	20	0	8	4	0	0	32	34.00
1145 - 1200	0	0	52	4	20	0	0	0	76	76.00
1200 - 1215	0	0	44	0	8	0	0	0	52	52.00
1215 - 1230	0	4	28	0	12	0	0	0	44	41.60
Hourly Total	0	4	144	4	48	4	0	0	204	203.60
Hourly Average	0.00	1.00	36.00	1.00	12.00	1.00	0.00	0.00	51.00	50.90
1230 - 1245	0	0	40	0	8	0	0	0	48	48.00
1245 - 1300	0	0	40	0	12	0	0	0	52	52.00
1300 - 1315	0	0	52	0	4	0	0	0	56	56.00
1315 - 1330	0	0	32	0	16	0	0	0	48	48.00
Hourly Total	0	0	164	0	40	0	0	0	204	204.00
Hourly Average	0.00	0.00	41.00	0.00	10.00	0.00	0.00	0.00	51.00	51.00
1330 - 1345	0	0	24	0	4	0	0	0	28	28.00
1345 - 1400	0	0	44	0	8	0	0	0	52	52.00
1400 - 1415	0	0	36	0	8	0	0	0	44	44.00
1415 - 1430	0	0	24	4	0	0	0	0	28	28.00
Hourly Total	0	0	128	4	20	0	0	0	152	152.00
Hourly Average	0.00	0.00	32.00	1.00	5.00	0.00	0.00	0.00	38.00	38.00

Inter Session Total	0	4	436	8	108	4	0	0	560	559.60
Inter Session Average	0.00	0.33	36.33	0.67	9.00	0.33	0.00	0.00	46.67	46.63

Movement 2.3: Left from A219 Wimbledon Hill Road (West) to Belvedere Drive									Traffic Mix	
TIME	P/CYCLE	M/CYCLE	CAR	TAXI	LGV	OGV1	OGV2	BUS/COACH	TOTAL	PCU TOTAL
1130 - 1145	0.00	0.00	0.63	0.00	0.25	0.13	0.00	0.00	1	1.06
1145 - 1200	0.00	0.00	0.68	0.05	0.26	0.00	0.00	0.00	1	1.00
1200 - 1215	0.00	0.00	0.85	0.00	0.15	0.00	0.00	0.00	1	1.00
1215 - 1230	0.00	0.09	0.64	0.00	0.27	0.00	0.00	0.00	1	0.95
Hourly Total	0.00	0.09	2.79	0.05	0.94	0.13	0.00	0.00	4	4.01
Hourly Average	0.00	0.02	0.70	0.01	0.23	0.03	0.00	0.00	1.00	1.00
1230 - 1245	0.00	0.00	0.83	0.00	0.17	0.00	0.00	0.00	1	1.00
1245 - 1300	0.00	0.00	0.77	0.00	0.23	0.00	0.00	0.00	1	1.00
1300 - 1315	0.00	0.00	0.93	0.00	0.07	0.00	0.00	0.00	1	1.00
1315 - 1330	0.00	0.00	0.67	0.00	0.33	0.00	0.00	0.00	1	1.00
Hourly Total	0.00	0.00	3.20	0.00	0.80	0.00	0.00	0.00	4	4.00
Hourly Average	0.00	0.00	0.80	0.00	0.20	0.00	0.00	0.00	1.00	1.00
1330 - 1345	0.00	0.00	0.86	0.00	0.14	0.00	0.00	0.00	1	1.00
1345 - 1400	0.00	0.00	0.85	0.00	0.15	0.00	0.00	0.00	1	1.00
1400 - 1415	0.00	0.00	0.82	0.00	0.18	0.00	0.00	0.00	1	1.00
1415 - 1430	0.00	0.00	0.86	0.14	0.00	0.00	0.00	0.00	1	1.00
Hourly Total	0.00	0.00	3.38	0.14	0.48	0.00	0.00	0.00	4	4.00
Hourly Average	0.00	0.00	0.84	0.04	0.12	0.00	0.00	0.00	1.00	1.00

Inter Session Total	0.00	0.09	9.37	0.20	2.22	0.13	0.00	0.00	12	12.01
Inter Session Average	0.00	0.01	0.78	0.02	0.19	0.01	0.00	0.00	1.00	1.00

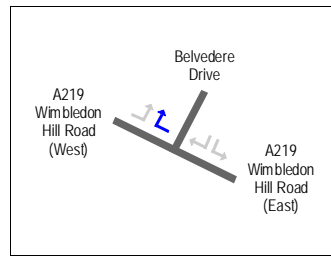


Date
Wednesday, 13th October 2004
1500 - 1900 (PM Peak)

Movement 2.3: Left from A219 Wimbledon Hill Road (West) to Belvedere Drive									Original Data	
TIME	P/CYCLE	M/CYCLE	CAR	TAXI	LGV	OGV1	OGV2	BUS/COACH	TOTAL	PCU TOTAL
1500 - 1515	0	0	25	0	1	0	0	0	26	26.00
1515 - 1530	0	0	21	0	0	0	0	0	21	21.00
1530 - 1545	0	0	21	0	0	0	0	0	21	21.00
1545 - 1600	0	0	17	1	4	0	0	0	22	22.00
Hourly Total	0	0	84	1	5	0	0	0	90	90.00
Hourly Average	0.00	0.00	21.00	0.25	1.25	0.00	0.00	0.00	22.50	22.50
1600 - 1615	0	0	20	1	2	0	0	0	23	23.00
1615 - 1630	1	0	29	0	0	1	0	0	31	30.70
1630 - 1645	0	1	16	0	2	1	0	0	20	19.90
1645 - 1700	0	0	25	0	2	0	0	0	27	27.00
Hourly Total	1	1	90	1	6	2	0	0	101	100.60
Hourly Average	0.25	0.25	22.50	0.25	1.50	0.50	0.00	0.00	25.25	25.15
1700 - 1715	0	0	32	0	0	1	0	0	33	33.50
1715 - 1730	0	0	32	0	0	0	0	0	32	32.00
1730 - 1745	0	0	27	0	0	0	0	0	27	27.00
1745 - 1800	1	0	21	0	0	0	0	0	22	21.20
Hourly Total	1	0	112	0	0	1	0	0	114	113.70
Hourly Average	0.25	0.00	28.00	0.00	0.00	0.25	0.00	0.00	28.50	28.43
1800 - 1815	1	0	25	0	1	0	0	0	27	26.20
1815 - 1830	0	0	30	0	2	0	0	0	32	32.00
1830 - 1845	1	0	26	0	2	0	0	0	29	28.20
1845 - 1900	0	0	20	0	1	0	0	0	21	21.00
Hourly Total	2	0	101	0	6	0	0	0	109	107.40
Hourly Average	0.50	0.00	25.25	0.00	1.50	0.00	0.00	0.00	27.25	26.85
PM Session Total	4	1	387	2	17	3	0	0	414	411.70
PM Session Average	0.25	0.06	24.19	0.13	1.06	0.19	0.00	0.00	25.88	25.73

Movement 2.3: Left from A219 Wimbledon Hill Road (West) to Belvedere Drive									Flow in Vehicles / Hour	
TIME	P/CYCLE	M/CYCLE	CAR	TAXI	LGV	OGV1	OGV2	BUS/COACH	TOTAL	PCU TOTAL
1500 - 1515	0	0	100	0	4	0	0	0	104	104.00
1515 - 1530	0	0	84	0	0	0	0	0	84	84.00
1530 - 1545	0	0	84	0	0	0	0	0	84	84.00
1545 - 1600	0	0	68	4	16	0	0	0	88	88.00
Hourly Total	0	0	336	4	20	0	0	0	360	360.00
Hourly Average	0.00	0.00	84.00	1.00	5.00	0.00	0.00	0.00	90.00	90.00
1600 - 1615	0	0	80	4	8	0	0	0	92	92.00
1615 - 1630	4	0	116	0	0	4	0	0	124	122.80
1630 - 1645	0	4	64	0	8	4	0	0	80	79.60
1645 - 1700	0	0	100	0	8	0	0	0	108	108.00
Hourly Total	4	4	360	4	24	8	0	0	404	402.40
Hourly Average	1.00	1.00	90.00	1.00	6.00	2.00	0.00	0.00	101.00	100.60
1700 - 1715	0	0	128	0	0	4	0	0	132	134.00
1715 - 1730	0	0	128	0	0	0	0	0	128	128.00
1730 - 1745	0	0	108	0	0	0	0	0	108	108.00
1745 - 1800	4	0	84	0	0	0	0	0	88	84.80
Hourly Total	4	0	448	0	0	4	0	0	456	454.80
Hourly Average	1.00	0.00	112.00	0.00	0.00	1.00	0.00	0.00	114.00	113.70
1800 - 1815	4	0	100	0	4	0	0	0	108	104.80
1815 - 1830	0	0	120	0	8	0	0	0	128	128.00
1830 - 1845	4	0	104	0	8	0	0	0	116	112.80
1845 - 1900	0	0	80	0	4	0	0	0	84	84.00
Hourly Total	8	0	404	0	24	0	0	0	436	429.60
Hourly Average	2.00	0.00	101.00	0.00	6.00	0.00	0.00	0.00	109.00	107.40
PM Session Total	16	4	1548	8	68	12	0	0	1656	1646.80
PM Session Average	1.00	0.25	96.75	0.50	4.25	0.75	0.00	0.00	103.50	102.93

Movement 2.3: Left from A219 Wimbledon Hill Road (West) to Belvedere Drive									Traffic Mix	
TIME	P/CYCLE	M/CYCLE	CAR	TAXI	LGV	OGV1	OGV2	BUS/COACH	TOTAL	PCU TOTAL
1500 - 1515	0.00	0.00	0.96	0.00	0.04	0.00	0.00	0.00	1	1.00
1515 - 1530	0.00	0.00	1.00	0.00	0.00	0.00	0.00	0.00	1	1.00
1530 - 1545	0.00	0.00	1.00	0.00	0.00	0.00	0.00	0.00	1	1.00
1545 - 1600	0.00	0.00	0.77	0.05	0.18	0.00	0.00	0.00	1	1.00
Hourly Total	0.00	0.00	3.73	0.05	0.22	0.00	0.00	0.00	4	4.00
Hourly Average	0.00	0.00	0.93	0.01	0.06	0.00	0.00	0.00	1.00	1.00
1600 - 1615	0.00	0.00	0.87	0.04	0.09	0.00	0.00	0.00	1	1.00
1615 - 1630	0.03	0.00	0.94	0.00	0.00	0.03	0.00	0.00	1	0.99
1630 - 1645	0.00	0.05	0.80	0.00	0.10	0.05	0.00	0.00	1	1.00
1645 - 1700	0.00	0.00	0.93	0.00	0.07	0.00	0.00	0.00	1	1.00
Hourly Total	0.03	0.05	3.53	0.04	0.26	0.08	0.00	0.00	4	3.99
Hourly Average	0.01	0.01	0.88	0.01	0.07	0.02	0.00	0.00	1.00	1.00
1700 - 1715	0.00	0.00	0.97	0.00	0.00	0.03	0.00	0.00	1	1.02
1715 - 1730	0.00	0.00	1.00	0.00	0.00	0.00	0.00	0.00	1	1.00
1730 - 1745	0.00	0.00	1.00	0.00	0.00	0.00	0.00	0.00	1	1.00
1745 - 1800	0.05	0.00	0.95	0.00	0.00	0.00	0.00	0.00	1	0.96
Hourly Total	0.05	0.00	3.92	0.00	0.00	0.03	0.00	0.00	4	3.98
Hourly Average	0.01	0.00	0.98	0.00	0.00	0.01	0.00	0.00	1.00	0.99
1800 - 1815	0.04	0.00	0.93	0.00	0.04	0.00	0.00	0.00	1	0.97
1815 - 1830	0.00	0.00	0.94	0.00	0.06	0.00	0.00	0.00	1	1.00
1830 - 1845	0.03	0.00	0.90	0.00	0.07	0.00	0.00	0.00	1	0.97
1845 - 1900	0.00	0.00	0.95	0.00	0.05	0.00	0.00	0.00	1	1.00
Hourly Total	0.07	0.00	3.71	0.00	0.22	0.00	0.00	0.00	4	3.94
Hourly Average	0.02	0.00	0.93	0.00	0.05	0.00	0.00	0.00	1.00	0.99
PM Session Total	0.15	0.05	14.90	0.09	0.70	0.11	0.00	0.00	16.00	15.91
PM Session Average	0.01	0.00	0.93	0.01	0.04	0.01	0.00	0.00	1.00	0.99



Movement 2.4: Right from A219 Wimbledon Hill Road (East) to Belvedere Drive									Original Data	
TIME	P/CYCLE	M/CYCLE	CAR	TAXI	LGV	OGV1	OGV2	BUS/COACH	TOTAL	PCU TOTAL
0700 - 0715	0	0	5	0	1	0	0	0	6	6.00
0715 - 0730	0	0	7	0	3	0	1	0	11	12.30
0730 - 0745	0	1	21	1	3	1	0	0	27	26.90
0745 - 0800	0	0	17	2	2	0	0	0	21	21.00
Hourly Total	0	1	50	3	9	1	1	0	65	66.20
Hourly Average	0.00	0.25	12.50	0.75	2.25	0.25	0.25	0.00	16.25	16.55
0800 - 0815	0	0	22	1	1	0	0	0	24	24.00
0815 - 0830	0	0	25	1	6	0	0	0	32	32.00
0830 - 0845	0	0	24	0	1	1	0	0	26	26.50
0845 - 0900	0	0	29	0	2	2	1	0	34	36.30
Hourly Total	0	0	100	2	10	3	1	0	116	118.80
Hourly Average	0.00	0.00	25.00	0.50	2.50	0.75	0.25	0.00	29.00	29.70
0900 - 0915	0	0	11	0	3	1	0	0	15	15.50
0915 - 0930	0	0	19	0	1	1	0	0	21	21.50
0930 - 0945	0	0	8	1	2	0	0	0	11	11.00
0945 - 1000	0	0	9	2	2	1	0	0	14	14.50
Hourly Total	0	0	47	3	8	3	0	0	61	62.50
Hourly Average	0.00	0.00	11.75	0.75	2.00	0.75	0.00	0.00	15.25	15.63

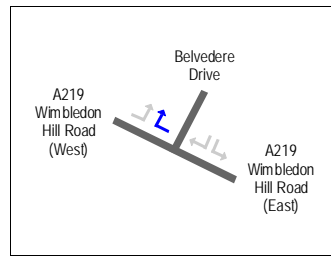
AM Session Total	0	1	197	8	27	7	2	0	242	247.50
AM Session Average	0.00	0.08	16.42	0.67	2.25	0.58	0.17	0.00	20.17	20.63

Movement 2.4: Right from A219 Wimbledon Hill Road (East) to Belvedere Drive									Flow in Vehicles / Hour	
TIME	P/CYCLE	M/CYCLE	CAR	TAXI	LGV	OGV1	OGV2	BUS/COACH	TOTAL	PCU TOTAL
0700 - 0715	0	0	20	0	4	0	0	0	24	24.00
0715 - 0730	0	0	28	0	12	0	4	0	44	49.20
0730 - 0745	0	4	84	4	12	4	0	0	108	107.60
0745 - 0800	0	0	68	8	8	0	0	0	84	84.00
Hourly Total	0	4	200	12	36	4	4	0	260	264.80
Hourly Average	0.00	1.00	50.00	3.00	9.00	1.00	1.00	0.00	65.00	66.20
0800 - 0815	0	0	88	4	4	0	0	0	96	96.00
0815 - 0830	0	0	100	4	24	0	0	0	128	128.00
0830 - 0845	0	0	96	0	4	4	0	0	104	106.00
0845 - 0900	0	0	116	0	8	8	4	0	136	145.20
Hourly Total	0	0	400	8	40	12	4	0	464	475.20
Hourly Average	0.00	0.00	100.00	2.00	10.00	3.00	1.00	0.00	116.00	118.80
0900 - 0915	0	0	44	0	12	4	0	0	60	62.00
0915 - 0930	0	0	76	0	4	4	0	0	84	86.00
0930 - 0945	0	0	32	4	8	0	0	0	44	44.00
0945 - 1000	0	0	36	8	8	4	0	0	56	58.00
Hourly Total	0	0	188	12	32	12	0	0	244	250.00
Hourly Average	0.00	0.00	47.00	3.00	8.00	3.00	0.00	0.00	61.00	62.50

AM Session Total	0	4	788	32	108	28	8	0	968	990.00
AM Session Average	0.00	0.33	65.67	2.67	9.00	2.33	0.67	0.00	80.67	82.50

Movement 2.4: Right from A219 Wimbledon Hill Road (East) to Belvedere Drive									Traffic Mix	
TIME	P/CYCLE	M/CYCLE	CAR	TAXI	LGV	OGV1	OGV2	BUS/COACH	TOTAL	PCU TOTAL
0700 - 0715	0.00	0.00	0.83	0.00	0.17	0.00	0.00	0.00	1	1.00
0715 - 0730	0.00	0.00	0.64	0.00	0.27	0.00	0.09	0.00	1	1.12
0730 - 0745	0.00	0.04	0.78	0.04	0.11	0.04	0.00	0.00	1	1.00
0745 - 0800	0.00	0.00	0.81	0.10	0.10	0.00	0.00	0.00	1	1.00
Hourly Total	0.00	0.04	3.06	0.13	0.65	0.04	0.09	0.00	4	4.11
Hourly Average	0.00	0.01	0.76	0.03	0.16	0.01	0.02	0.00	1.00	1.03
0800 - 0815	0.00	0.00	0.92	0.04	0.04	0.00	0.00	0.00	1	1.00
0815 - 0830	0.00	0.00	0.78	0.03	0.19	0.00	0.00	0.00	1	1.00
0830 - 0845	0.00	0.00	0.92	0.00	0.04	0.04	0.00	0.00	1	1.02
0845 - 0900	0.00	0.00	0.85	0.00	0.06	0.06	0.03	0.00	1	1.07
Hourly Total	0.00	0.00	3.47	0.07	0.33	0.10	0.03	0.00	4	4.09
Hourly Average	0.00	0.00	0.87	0.02	0.08	0.02	0.01	0.00	1.00	1.02
0900 - 0915	0.00	0.00	0.73	0.00	0.20	0.07	0.00	0.00	1	1.03
0915 - 0930	0.00	0.00	0.90	0.00	0.05	0.05	0.00	0.00	1	1.02
0930 - 0945	0.00	0.00	0.73	0.09	0.18	0.00	0.00	0.00	1	1.00
0945 - 1000	0.00	0.00	0.64	0.14	0.14	0.07	0.00	0.00	1	1.04
Hourly Total	0.00	0.00	3.01	0.23	0.57	0.19	0.00	0.00	4	4.09
Hourly Average	0.00	0.00	0.75	0.06	0.14	0.05	0.00	0.00	1.00	1.02

AM Session Total	0.00	0.04	9.54	0.44	1.54	0.32	0.12	0.00	12	12.29
AM Session Average	0.00	0.00	0.79	0.04	0.13	0.03	0.01	0.00	1.00	1.02



Movement 2.4: Right from A219 Wimbledon Hill Road (East) to Belvedere Drive									Original Data	
TIME	P/CYCLE	M/CYCLE	CAR	TAXI	LGV	OGV1	OGV2	BUS/COACH	TOTAL	PCU TOTAL
1130 - 1145	0	0	11	1	1	0	0	0	13	13.00
1145 - 1200	0	0	10	0	1	0	0	0	11	11.00
1200 - 1215	0	0	15	1	3	0	0	0	19	19.00
1215 - 1230	0	0	14	0	1	3	0	0	18	19.50
Hourly Total	0	0	50	2	6	3	0	0	61	62.50
Hourly Average	0.00	0.00	12.50	0.50	1.50	0.75	0.00	0.00	15.25	15.63
1230 - 1245	0	1	10	0	0	0	0	0	11	10.40
1245 - 1300	0	1	7	1	2	2	0	0	13	13.40
1300 - 1315	0	0	9	0	3	1	0	0	13	13.50
1315 - 1330	0	0	10	0	3	0	1	0	14	15.30
Hourly Total	0	2	36	1	8	3	1	0	51	52.60
Hourly Average	0.00	0.50	9.00	0.25	2.00	0.75	0.25	0.00	12.75	13.15
1330 - 1345	0	0	3	3	0	0	0	0	6	6.00
1345 - 1400	0	0	7	0	0	0	0	0	7	7.00
1400 - 1415	0	0	5	0	2	0	0	0	7	7.00
1415 - 1430	0	0	7	1	1	0	0	0	9	9.00
Hourly Total	0	0	22	4	3	0	0	0	29	29.00
Hourly Average	0.00	0.00	5.50	1.00	0.75	0.00	0.00	0.00	7.25	7.25

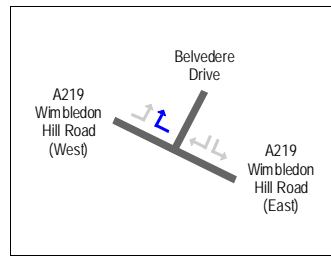
Inter Session Total	0	2	108	7	17	6	1	0	141	144.10
Inter Session Average	0.00	0.17	9.00	0.58	1.42	0.50	0.08	0.00	11.75	12.01

Movement 2.4: Right from A219 Wimbledon Hill Road (East) to Belvedere Drive									Flow in Vehicles / Hour	
TIME	P/CYCLE	M/CYCLE	CAR	TAXI	LGV	OGV1	OGV2	BUS/COACH	TOTAL	PCU TOTAL
1130 - 1145	0	0	44	4	4	0	0	0	52	52.00
1145 - 1200	0	0	40	0	4	0	0	0	44	44.00
1200 - 1215	0	0	60	4	12	0	0	0	76	76.00
1215 - 1230	0	0	56	0	4	12	0	0	72	78.00
Hourly Total	0	0	200	8	24	12	0	0	244	250.00
Hourly Average	0.00	0.00	50.00	2.00	6.00	3.00	0.00	0.00	61.00	62.50
1230 - 1245	0	4	40	0	0	0	0	0	44	41.60
1245 - 1300	0	4	28	4	8	8	0	0	52	53.60
1300 - 1315	0	0	36	0	12	4	0	0	52	54.00
1315 - 1330	0	0	40	0	12	0	4	0	56	61.20
Hourly Total	0	8	144	4	32	12	4	0	204	210.40
Hourly Average	0.00	2.00	36.00	1.00	8.00	3.00	1.00	0.00	51.00	52.60
1330 - 1345	0	0	12	12	0	0	0	0	24	24.00
1345 - 1400	0	0	28	0	0	0	0	0	28	28.00
1400 - 1415	0	0	20	0	8	0	0	0	28	28.00
1415 - 1430	0	0	28	4	4	0	0	0	36	36.00
Hourly Total	0	0	88	16	12	0	0	0	116	116.00
Hourly Average	0.00	0.00	22.00	4.00	3.00	0.00	0.00	0.00	29.00	29.00

Inter Session Total	0	8	432	28	68	24	4	0	564	576.40
Inter Session Average	0.00	0.67	36.00	2.33	5.67	2.00	0.33	0.00	47.00	48.03

Movement 2.4: Right from A219 Wimbledon Hill Road (East) to Belvedere Drive									Traffic Mix	
TIME	P/CYCLE	M/CYCLE	CAR	TAXI	LGV	OGV1	OGV2	BUS/COACH	TOTAL	PCU TOTAL
1130 - 1145	0.00	0.00	0.85	0.08	0.08	0.00	0.00	0.00	1	1.00
1145 - 1200	0.00	0.00	0.91	0.00	0.09	0.00	0.00	0.00	1	1.00
1200 - 1215	0.00	0.00	0.79	0.05	0.16	0.00	0.00	0.00	1	1.00
1215 - 1230	0.00	0.00	0.78	0.00	0.06	0.17	0.00	0.00	1	1.08
Hourly Total	0.00	0.00	3.32	0.13	0.38	0.17	0.00	0.00	4	4.08
Hourly Average	0.00	0.00	0.83	0.03	0.10	0.04	0.00	0.00	1.00	1.02
1230 - 1245	0.00	0.09	0.91	0.00	0.00	0.00	0.00	0.00	1	0.95
1245 - 1300	0.00	0.08	0.54	0.08	0.15	0.15	0.00	0.00	1	1.03
1300 - 1315	0.00	0.00	0.69	0.00	0.23	0.08	0.00	0.00	1	1.04
1315 - 1330	0.00	0.00	0.71	0.00	0.21	0.00	0.07	0.00	1	1.09
Hourly Total	0.00	0.17	2.85	0.08	0.60	0.23	0.07	0.00	4	4.11
Hourly Average	0.00	0.04	0.71	0.02	0.15	0.06	0.02	0.00	1.00	1.03
1330 - 1345	0.00	0.00	0.50	0.50	0.00	0.00	0.00	0.00	1	1.00
1345 - 1400	0.00	0.00	1.00	0.00	0.00	0.00	0.00	0.00	1	1.00
1400 - 1415	0.00	0.00	0.71	0.00	0.29	0.00	0.00	0.00	1	1.00
1415 - 1430	0.00	0.00	0.78	0.11	0.11	0.00	0.00	0.00	1	1.00
Hourly Total	0.00	0.00	2.99	0.61	0.40	0.00	0.00	0.00	4	4.00
Hourly Average	0.00	0.00	0.75	0.15	0.10	0.00	0.00	0.00	1.00	1.00

Inter Session Total	0.00	0.17	9.17	0.82	1.38	0.40	0.07	0.00	12	12.19
Inter Session Average	0.00	0.01	0.76	0.07	0.11	0.03	0.01	0.00	1.00	1.02



Movement 2.4: Right from A219 Wimbledon Hill Road (East) to Belvedere Drive									Original Data	
TIME	P/CYCLE	M/CYCLE	CAR	TAXI	LGV	OGV1	OGV2	BUS/COACH	TOTAL	PCU TOTAL
1500 - 1515	0	0	12	0	2	0	0	0	14	14.00
1515 - 1530	0	0	15	0	1	0	0	0	17	17.50
1530 - 1545	0	0	14	3	1	0	0	0	18	18.00
1545 - 1600	0	0	17	3	1	1	0	0	22	22.50
Hourly Total	0	0	58	6	5	2	0	0	71	72.00
Hourly Average	0.00	0.00	14.50	1.50	1.25	0.50	0.00	0.00	17.75	18.00
1600 - 1615	0	0	7	0	0	0	0	0	7	7.00
1615 - 1630	0	0	12	2	1	1	0	0	16	16.50
1630 - 1645	0	1	7	1	1	0	0	0	10	9.40
1645 - 1700	0	0	13	1	1	0	0	0	15	15.00
Hourly Total	0	1	39	4	3	1	0	0	48	47.90
Hourly Average	0.00	0.25	9.75	1.00	0.75	0.25	0.00	0.00	12.00	11.98
1700 - 1715	0	0	7	2	1	0	0	0	10	10.00
1715 - 1730	0	0	8	0	0	0	0	0	8	8.00
1730 - 1745	0	0	15	0	0	0	0	0	15	15.00
1745 - 1800	0	0	11	0	0	0	0	0	11	11.00
Hourly Total	0	0	41	2	1	0	0	0	44	44.00
Hourly Average	0.00	0.00	10.25	0.50	0.25	0.00	0.00	0.00	11.00	11.00
1800 - 1815	0	0	9	1	3	0	0	0	13	13.00
1815 - 1830	1	0	13	0	0	0	0	0	14	13.20
1830 - 1845	0	0	20	1	0	0	0	0	21	21.00
1845 - 1900	0	0	11	1	2	0	0	0	14	14.00
Hourly Total	1	0	53	3	5	0	0	0	62	61.20
Hourly Average	0.25	0.00	13.25	0.75	1.25	0.00	0.00	0.00	15.50	15.30
PM Session Total	1	1	191	15	14	3	0	0	225	225.10
PM Session Average	0.06	0.06	11.94	0.94	0.88	0.19	0.00	0.00	14.06	14.07

Movement 2.4: Right from A219 Wimbledon Hill Road (East) to Belvedere Drive									Flow in Vehicles / Hour	
TIME	P/CYCLE	M/CYCLE	CAR	TAXI	LGV	OGV1	OGV2	BUS/COACH	TOTAL	PCU TOTAL
1500 - 1515	0	0	48	0	8	0	0	0	56	56.00
1515 - 1530	0	0	60	0	4	4	0	0	68	70.00
1530 - 1545	0	0	56	12	4	0	0	0	72	72.00
1545 - 1600	0	0	68	12	4	4	0	0	88	90.00
Hourly Total	0	0	232	24	20	8	0	0	284	288.00
Hourly Average	0.00	0.00	58.00	6.00	5.00	2.00	0.00	0.00	71.00	72.00
1600 - 1615	0	0	28	0	0	0	0	0	28	28.00
1615 - 1630	0	0	48	8	4	4	0	0	64	66.00
1630 - 1645	0	4	28	4	4	0	0	0	40	37.60
1645 - 1700	0	0	52	4	4	0	0	0	60	60.00
Hourly Total	0	4	156	16	12	4	0	0	192	191.60
Hourly Average	0.00	1.00	39.00	4.00	3.00	1.00	0.00	0.00	48.00	47.90
1700 - 1715	0	0	28	8	4	0	0	0	40	40.00
1715 - 1730	0	0	32	0	0	0	0	0	32	32.00
1730 - 1745	0	0	60	0	0	0	0	0	60	60.00
1745 - 1800	0	0	44	0	0	0	0	0	44	44.00
Hourly Total	0	0	164	8	4	0	0	0	176	176.00
Hourly Average	0.00	0.00	41.00	2.00	1.00	0.00	0.00	0.00	44.00	44.00
1800 - 1815	0	0	36	4	12	0	0	0	52	52.00
1815 - 1830	4	0	52	0	0	0	0	0	56	52.80
1830 - 1845	0	0	80	4	0	0	0	0	84	84.00
1845 - 1900	0	0	44	4	8	0	0	0	56	56.00
Hourly Total	4	0	212	12	20	0	0	0	248	244.80
Hourly Average	1.00	0.00	53.00	3.00	5.00	0.00	0.00	0.00	62.00	61.20
PM Session Total	4	4	764	60	56	12	0	0	900	900.40
PM Session Average	0.25	0.25	47.75	3.75	3.50	0.75	0.00	0.00	56.25	56.28

Movement 2.4: Right from A219 Wimbledon Hill Road (East) to Belvedere Drive									Traffic Mix	
TIME	P/CYCLE	M/CYCLE	CAR	TAXI	LGV	OGV1	OGV2	BUS/COACH	TOTAL	PCU TOTAL
1500 - 1515	0.00	0.00	0.86	0.00	0.14	0.00	0.00	0.00	1	1.00
1515 - 1530	0.00	0.00	0.88	0.00	0.06	0.06	0.00	0.00	1	1.03
1530 - 1545	0.00	0.00	0.78	0.17	0.06	0.00	0.00	0.00	1	1.00
1545 - 1600	0.00	0.00	0.77	0.14	0.05	0.05	0.00	0.00	1	1.02
Hourly Total	0.00	0.00	3.29	0.30	0.30	0.10	0.00	0.00	4	4.05
Hourly Average	0.00	0.00	0.82	0.08	0.08	0.03	0.00	0.00	1.00	1.01
1600 - 1615	0.00	0.00	1.00	0.00	0.00	0.00	0.00	0.00	1	1.00
1615 - 1630	0.00	0.00	0.75	0.13	0.06	0.06	0.00	0.00	1	1.03
1630 - 1645	0.00	0.10	0.70	0.10	0.10	0.00	0.00	0.00	1	0.94
1645 - 1700	0.00	0.00	0.87	0.07	0.07	0.00	0.00	0.00	1	1.00
Hourly Total	0.00	0.10	3.32	0.29	0.23	0.06	0.00	0.00	4	3.97
Hourly Average	0.00	0.03	0.83	0.07	0.06	0.02	0.00	0.00	1.00	0.99
1700 - 1715	0.00	0.00	0.70	0.20	0.10	0.00	0.00	0.00	1	1.00
1715 - 1730	0.00	0.00	1.00	0.00	0.00	0.00	0.00	0.00	1	1.00
1730 - 1745	0.00	0.00	1.00	0.00	0.00	0.00	0.00	0.00	1	1.00
1745 - 1800	0.00	0.00	1.00	0.00	0.00	0.00	0.00	0.00	1	1.00
Hourly Total	0.00	0.00	3.70	0.20	0.10	0.00	0.00	0.00	4	4.00
Hourly Average	0.00	0.00	0.93	0.05	0.03	0.00	0.00	0.00	1.00	1.00
1800 - 1815	0.00	0.00	0.69	0.08	0.23	0.00	0.00	0.00	1	1.00
1815 - 1830	0.07	0.00	0.93	0.00	0.00	0.00	0.00	0.00	1	0.94
1830 - 1845	0.00	0.00	0.95	0.05	0.00	0.00	0.00	0.00	1	1.00
1845 - 1900	0.00	0.00	0.79	0.07	0.14	0.00	0.00	0.00	1	1.00
Hourly Total	0.07	0.00	3.36	0.20	0.37	0.00	0.00	0.00	4	3.94
Hourly Average	0.02	0.00	0.84	0.05	0.09	0.00	0.00	0.00	1.00	0.99
PM Session Total	0.07	0.10	13.67	0.99	1.01	0.17	0.00	0.00	16.00	15.97
PM Session Average	0.00	0.01	0.85	0.06	0.06	0.01	0.00	0.00	1.00	1.00