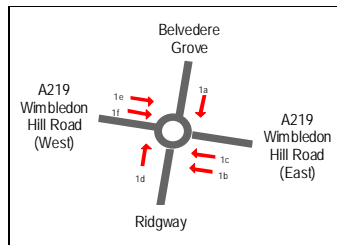


Wimbledon Town Centre
Queue Length Survey

Site 1 of 6

Belvedere Grove
A219 Wimbledon Hill Road
Ridgway



Date

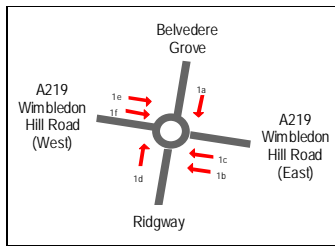
Wednesday 26 April 2006
0700 - 1000 (Weekday AM Peak)

TIME	1a	1b	1c	1d	1e	1f	1g
0700 - 0705	2	1	10	4	3		4
0705 - 0710	2	2	12		14		6
0710 - 0715	4	1	10	7	4	5	3
0715 - 0720	2	3	12	3	4		6
0720 - 0725	2	2	9	3	6		4
0725 - 0730	3	3	10	8	7		9
0730 - 0735	4	3	8		13		6
0735 - 0740	4	3	11	8	5		10
0740 - 0745	2	3	15	4	4		8
0745 - 0750	5	4	12	8	4		4
0750 - 0755	3	2	8		8		9
0755 - 0800	5	5	11	4	4	4	4
Hourly Total	38	32	128	84	41	75	7
Hourly Average	3.17	2.67	10.67	7.00	3.42	6.25	0.58
0800 - 0805	4	3	6	5	4	5	4
0805 - 0810	3	2	6	4	4	4	3
0810 - 0815	3	2	10	5	7	5	3
0815 - 0820	5	3	9	4	4	4	5
0820 - 0825	4	4	9	5	4	7	5
0825 - 0830	5	4	10	4	6	6	6
0830 - 0835	6	2	10	5	5	5	4
0835 - 0840	4	3	7	7	4		9
0840 - 0845	5	3	9	4	4	3	4
0845 - 0850	3	3	10	6	3	4	4
0850 - 0855	3	4	9		12	4	3
0855 - 0900	5	5	10	8	6	4	3
Hourly Total	50	38	105	69	51	60	44
Hourly Average	4.17	3.17	8.75	5.75	4.25	5.00	3.67
0900 - 0905	6	4	8		11		7
0905 - 0910	5	3	8		6		7
0910 - 0915	5	1	12	7	5		4
0915 - 0920	4	3	10	8	7		5
0920 - 0925	6	2	8		12	3	6
0925 - 0930	4	2	8	5	4		7
0930 - 0935	2	4	8	5	5		5
0935 - 0940	4	3	7		8	3	5
0940 - 0945	4	4	6	6	4		7
0945 - 0950	5	5	8		12		6
0950 - 0955	4	4	10		14	7	3
0955 - 1000	3	3	8	5	6	4	3
Hourly Total	52	38	101	99	31	65	17
Hourly Average	4.33	3.17	8.42	8.25	2.58	5.42	1.42
AM Session Total	140	108	334	252	123	200	68
AM Session Average	3.89	3.00	9.28	7.00	3.42	5.56	1.89

Wimbledon Town Centre
Queue Length Survey

Site 1 of 6

Belvedere Grove
A219 Wimbledon Hill Road
Ridgway



Date

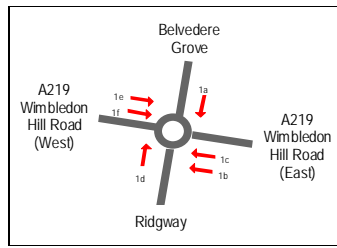
Wednesday 26 April 2006
1130 - 1430 (Weekday Inter Peak)

TIME	1a	1b	1c	1d	1e	1f	1g
1130 - 1135	5	3	7	6			9
1135 - 1140	3	2	8		8		7
1140 - 1145	3	3	6	4	4	3	3
1145 - 1150	2	3	9		9		4
1150 - 1155	5	1	8		6		8
1155 - 1200	3	2	10		6		6
1200 - 1205	2	2	6		4		4
1205 - 1210	2	2	10		6	3	3
1210 - 1215	2	2	8		4		7
1215 - 1220	4	3	7		11		10
1220 - 1225	4	2	8		7		7
1225 - 1230	2	2	6		4	2	4
Hourly Total	37	27	93	75	4	70	10
Hourly Average	3.08	2.25	7.75	6.25	0.33	5.83	0.83
1230 - 1235	4	2	8		6	3	3
1235 - 1240	3	1	5		4		9
1240 - 1245	5	1	9		11		3
1245 - 1250	6	1	6		9	4	6
1250 - 1255	3	2	8		7	4	4
1255 - 1300	3	1	8		9	7	6
1300 - 1305	4	2	9	5	4		2
1305 - 1310	4	4	6		5		3
1310 - 1315	4	3	7	3	6		7
1315 - 1320	7	3	9	3	3	3	5
1320 - 1325	8	1	5		5	3	3
1325 - 1330	4	1	6	4	5	3	7
Hourly Total	55	22	86	71	18	51	34
Hourly Average	4.58	1.83	7.17	5.92	1.50	4.25	2.83
1330 - 1335	3	2	8	4	4	4	4
1335 - 1340	3	2	7		3	5	4
1340 - 1345	3	3	6		3	3	3
1345 - 1350	3	2	7		4	2	4
1350 - 1355	3	2	8		10	3	3
1355 - 1400	3	2	7		6	2	3
1400 - 1405	4	2	12		7	3	5
1405 - 1410	6	3	8		6	2	4
1410 - 1415	2	2	7		5	7	6
1415 - 1420	4	1	6	4	4	3	3
1420 - 1425	3	3	9	5	5	4	3
1425 - 1430	5	3	8		7	3	5
Hourly Total	42	27	93	64	13	41	47
Hourly Average	3.50	2.25	7.75	5.33	1.08	3.42	3.92
Inter Session Total	134	76	272	210	35	162	91
Inter Session Average	3.72	2.11	7.56	5.83	0.97	4.50	2.53

Wimbledon Town Centre
Queue Length Survey

Site 1 of 6

Belvedere Grove
A219 Wimbledon Hill Road
Ridgway



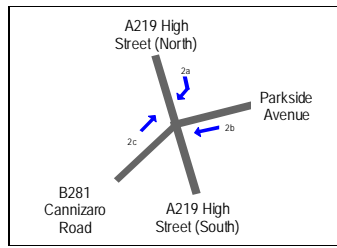
Date

Wednesday 26 April 2006
1600 - 1900 (Weekday PM Peak)

TIME	1a	1b	1c	1d	1e	1f	1g
1600 - 1605	10	4	7		13	4	3
1605 - 1610	6	5	9		14	3	5
1610 - 1615	6	3	8		9	3	3
1615 - 1620	7	3	7		8	3	6
1620 - 1625	7	7	7	5	5	2	4
1625 - 1630	10	2	6	2	5	4	3
1630 - 1635	5	2	9	2	2	5	3
1635 - 1640	4	2	7	2	4	2	4
1640 - 1645	8	5	8		4	3	6
1645 - 1650	8	4	10	4	4	3	3
1650 - 1655	5	3	10		7	4	6
1655 - 1700	6	3	10		5	6	5
Hourly Total	82	43	98	75	20	42	51
Hourly Average	6.83	3.58	8.17	6.25	1.67	3.50	4.25
1700 - 1705	6	2	8	2	7	4	5
1705 - 1710	8	2	8	4	4		4
1710 - 1715	6	6	6	4	3	2	3
1715 - 1720	8	4	12	1	1	4	5
1720 - 1725	7	3	8	4	4	6	5
1725 - 1730	8	3	9	4	4	3	4
1730 - 1735	6	4	7	5	4	3	3
1735 - 1740	5	2	7	5	6	5	5
1740 - 1745	6	3	7		8	4	5
1745 - 1750	6	3	10		10	3	5
1750 - 1755	7	3	8		5	5	5
1755 - 1800	8	2	7	4	4		7
Hourly Total	81	37	97	56	37	50	45
Hourly Average	6.75	3.08	8.08	4.67	3.08	4.17	3.75
1800 - 1805	8	4	10	3	5		6
1805 - 1810	6	5	10	4	4	5	4
1810 - 1815	8	2	8		6	6	4
1815 - 1820	4	3	9		5	4	5
1820 - 1825	6	6	10	4	5	2	2
1825 - 1830	7	4	5		10		8
1830 - 1835	7	5	9		13	3	5
1835 - 1840	7	3	9		9	3	4
1840 - 1845	7	5	10	5	5	3	4
1845 - 1850	6	6	8	3	3	3	3
1850 - 1855	4	4	10		5	1	5
1855 - 1900	5	2	6	5	4	3	5
Hourly Total	75	49	104	72	26	47	41
Hourly Average	6.25	4.08	8.67	6.00	2.17	3.92	3.42
PM Session Total	238	129	299	203	83	139	137
PM Session Average	6.61	3.58	8.31	5.64	2.31	3.86	3.81

Wimbledon Town Centre
Queue Length Survey

Site 2 of 6
A219 High Street
Parkside Avenue
B281 Cannizzaro Road

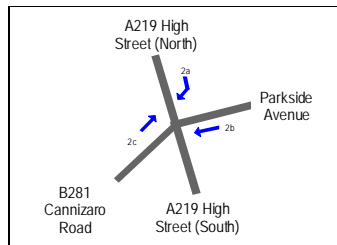


Date
Wednesday 26 April 2006
0700 - 1000 (Weekday AM Peak)

TIME	2a	2b	2c
0700 - 0705	3	0	3
0705 - 0710	2	1	4
0710 - 0715	3	1	5
0715 - 0720	3	1	7
0720 - 0725	2	0	7
0725 - 0730	3	1	10
0730 - 0735	5	1	14
0735 - 0740	4	2	16
0740 - 0745	5	1	14
0745 - 0750	2	0	17
0750 - 0755	3	1	16
0755 - 0800	4	0	15
Hourly Total	39	9	128
Hourly Average	3.25	0.75	10.67
0800 - 0805	6	0	17
0805 - 0810	4	1	16
0810 - 0815	4	0	15
0815 - 0820	3	1	13
0820 - 0825	5	1	10
0825 - 0830	4	1	10
0830 - 0835	3	0	12
0835 - 0840	5	1	11
0840 - 0845	3	0	9
0845 - 0850	2	0	7
0850 - 0855	4	2	6
0855 - 0900	3	0	6
Hourly Total	46	7	132
Hourly Average	3.83	0.58	11.00
0900 - 0905	1	0	4
0905 - 0910	2	0	5
0910 - 0915	3	1	4
0915 - 0920	4	0	6
0920 - 0925	2	1	3
0925 - 0930	1	0	4
0930 - 0935	1	0	3
0935 - 0940	3	1	2
0940 - 0945	2	1	3
0945 - 0950	3	1	4
0950 - 0955	2	0	3
0955 - 1000	3	1	3
Hourly Total	27	6	44
Hourly Average	2.25	0.50	3.67
AM Session Total	112	22	304
AM Session Average	3.11	0.61	8.44

Wimbledon Town Centre
Queue Length Survey

Site 2 of 6
A219 High Street
Parkside Avenue
B281 Cannizzaro Road

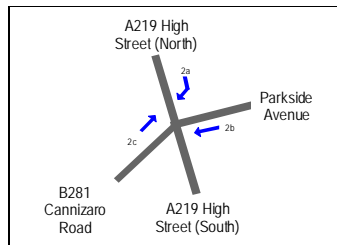


Date
Wednesday 26 April 2006
1130 - 1430 (Weekday Inter Peak)

TIME	2a	2b	2c
1130 - 1135	1	1	3
1135 - 1140	2	1	4
1140 - 1145	1	0	5
1145 - 1150	3	1	5
1150 - 1155	1	1	4
1155 - 1200	2	1	6
1200 - 1205	3	2	5
1205 - 1210	3	1	4
1210 - 1215	1	1	4
1215 - 1220	2	0	6
1220 - 1225	5	0	3
1225 - 1230	4	1	4
Hourly Total	28	10	53
Hourly Average	2.33	0.83	4.42
1230 - 1235	3	2	5
1235 - 1240	4	1	2
1240 - 1245	2	0	4
1245 - 1250	2	1	6
1250 - 1255	3	1	6
1255 - 1300	1	1	5
1300 - 1305	2	1	4
1305 - 1310	3	1	3
1310 - 1315	1	0	3
1315 - 1320	2	1	2
1320 - 1325	3	2	4
1325 - 1330	1	1	2
Hourly Total	27	12	46
Hourly Average	2.25	1.00	3.83
1330 - 1335	1	1	3
1335 - 1340	3	1	4
1340 - 1345	2	1	5
1345 - 1350	1	0	2
1350 - 1355	3	1	3
1355 - 1400	2	1	4
1400 - 1405	1	1	3
1405 - 1410	6	1	2
1410 - 1415	3	1	2
1415 - 1420	2	2	2
1420 - 1425	1	1	1
1425 - 1430	2	0	2
Hourly Total	27	11	33
Hourly Average	2.25	0.92	2.75
Inter Session Total	82	33	132
Inter Session Average	2.28	0.92	3.67

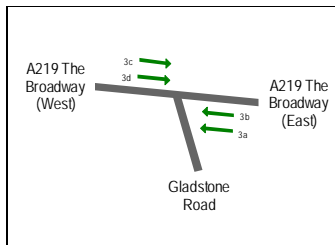
Wimbledon Town Centre
Queue Length Survey

Site 2 of 6
A219 High Street
Parkside Avenue
B281 Cannizaro Road



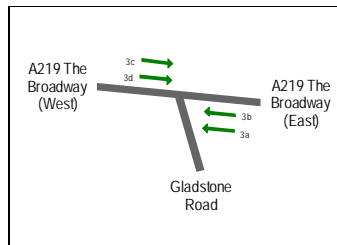
Date
Wednesday 26 April 2006
1600 - 1900 (Weekday PM Peak)

TIME	2a	2b	2c
1600 - 1605	2	0	5
1605 - 1610	1	1	4
1610 - 1615	3	1	5
1615 - 1620	4	1	4
1620 - 1625	3	0	3
1625 - 1630	2	1	6
1630 - 1635	4	2	4
1635 - 1640	3	1	3
1640 - 1645	2	1	7
1645 - 1650	2	1	5
1650 - 1655	4	0	3
1655 - 1700	3	1	4
Hourly Total	33	10	53
Hourly Average	2.75	0.83	4.42
1700 - 1705	5	0	6
1705 - 1710	7	1	4
1710 - 1715	4	1	4
1715 - 1720	3	1	5
1720 - 1725	8	1	3
1725 - 1730	4	1	8
1730 - 1735	3	0	9
1735 - 1740	4	1	7
1740 - 1745	5	0	5
1745 - 1750	2	1	6
1750 - 1755	3	2	4
1755 - 1800	3	1	3
Hourly Total	51	10	64
Hourly Average	4.25	0.83	5.33
1800 - 1805	2	1	2
1805 - 1810	4	1	4
1810 - 1815	5	0	3
1815 - 1820	3	0	2
1820 - 1825	4	0	4
1825 - 1830	2	1	4
1830 - 1835	1	1	5
1835 - 1840	3	1	3
1840 - 1845	1	1	4
1845 - 1850	1	1	3
1850 - 1855	4	1	5
1855 - 1900	2	1	4
Hourly Total	32	9	43
Hourly Average	2.67	0.75	3.58
PM Session Total	116	29	160
PM Session Average	3.22	0.81	4.44



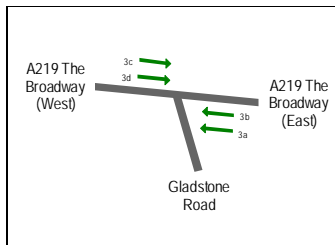
Date
Wednesday 26 April 2006
0700 - 1000 (Weekday AM Peak)

TIME	3a	3b	3c	3d
0700 - 0705	1	3	7	1
0705 - 0710	2	3	2	3
0710 - 0715	1	4	2	2
0715 - 0720	1	3	6	3
0720 - 0725	2	3	2	6
0725 - 0730	0	1	4	1
0730 - 0735	1	1	1	5
0735 - 0740	1	1	2	1
0740 - 0745	1	3	2	2
0745 - 0750	3	4	2	4
0750 - 0755	2	5	4	3
0755 - 0800	1	1	2	1
Hourly Total	16	32	36	32
Hourly Average	1.33	2.67	3.00	2.67
0800 - 0805	4	6	9	5
0805 - 0810	1	3	1	1
0810 - 0815	6	4	1	2
0815 - 0820	4	3	4	2
0820 - 0825	3	4	25	1
0825 - 0830	5	6	9	6
0830 - 0835	2	5	8	2
0835 - 0840	2	4	4	2
0840 - 0845	2	1	5	1
0845 - 0850	2	3	9	5
0850 - 0855	2	1	2	4
0855 - 0900	4	3	9	3
Hourly Total	37	43	86	34
Hourly Average	3.08	3.58	7.17	2.83
0900 - 0905	1	4	1	2
0905 - 0910	5	6	2	2
0910 - 0915	3	7	5	2
0915 - 0920	1	3	10	2
0920 - 0925	2	8	6	4
0925 - 0930	1	3	2	2
0930 - 0935	1	7	8	2
0935 - 0940	5	7	4	4
0940 - 0945	3	6	3	1
0945 - 0950	2	5	4	2
0950 - 0955	1	2	3	4
0955 - 1000	5	7	3	4
Hourly Total	30	65	51	31
Hourly Average	2.50	5.42	4.25	2.58
AM Session Total	83	140	173	97
AM Session Average	2.31	3.89	4.81	2.69



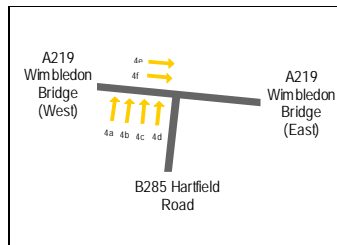
Date
Wednesday 26 April 2006
1130 - 1430 (Weekday Inter Peak)

TIME	3a	3b	3c	3d
1130 - 1135	1	5	1	1
1135 - 1140	3	5	2	6
1140 - 1145	3	3	3	4
1145 - 1150	2	2	2	6
1150 - 1155	1	3	6	2
1155 - 1200	2	4	5	7
1200 - 1205	1	4	3	3
1205 - 1210	2	3	1	7
1210 - 1215	5	4	4	4
1215 - 1220	2	3	1	4
1220 - 1225	1	2	1	3
1225 - 1230	2	3	2	4
Hourly Total	25	41	31	51
Hourly Average	2.08	3.42	2.58	4.25
1230 - 1235	1	2	12	8
1235 - 1240	1	5	1	3
1240 - 1245	1	2	7	5
1245 - 1250	1	2	3	3
1250 - 1255	1	4	6	2
1255 - 1300	1	3	2	9
1300 - 1305	1	5	2	6
1305 - 1310	3	3	3	4
1310 - 1315	3	4	2	5
1315 - 1320	1	4	8	1
1320 - 1325	2	5	1	3
1325 - 1330	2	3	6	2
Hourly Total	18	42	53	51
Hourly Average	1.50	3.50	4.42	4.25
1330 - 1335	1	3	1	3
1335 - 1340	4	4	5	2
1340 - 1345	1	4	2	2
1345 - 1350	2	1	3	4
1350 - 1355	2	3	3	5
1355 - 1400	3	5	2	4
1400 - 1405	3	6	8	7
1405 - 1410	2	6	2	5
1410 - 1415	3	2	2	2
1415 - 1420	3	2	1	7
1420 - 1425	1	4	3	1
1425 - 1430	1	4	5	3
Hourly Total	26	44	37	45
Hourly Average	2.17	3.67	3.08	3.75
Inter Session Total	69	127	121	147
Inter Session Average	1.92	3.53	3.36	4.08



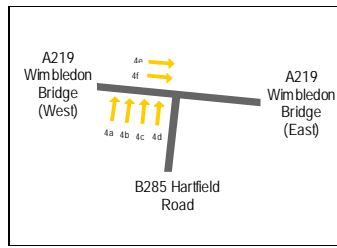
Date
Wednesday 26 April 2006
1600 - 1900 (Weekday PM Peak)

TIME	3a	3b	3c	3d
1600 - 1605	1	5	4	4
1605 - 1610	2	5	2	5
1610 - 1615	1	1	9	6
1615 - 1620	1	3	1	4
1620 - 1625	4	4	4	5
1625 - 1630	3	1	4	9
1630 - 1635	3	4	6	1
1635 - 1640	1	2	4	7
1640 - 1645	1	1	5	9
1645 - 1650	1	2	3	1
1650 - 1655	1	6	7	7
1655 - 1700	3	3	8	10
Hourly Total	22	37	57	68
Hourly Average	1.83	3.08	4.75	5.67
1700 - 1705	4	3	11	6
1705 - 1710	4	5	15	9
1710 - 1715	4	5	3	8
1715 - 1720	2	5	4	6
1720 - 1725	1	4	6	3
1725 - 1730	2	3	5	5
1730 - 1735	2	1	2	8
1735 - 1740	4	2	13	6
1740 - 1745	1	5	12	4
1745 - 1750	2	2	10	10
1750 - 1755	3	5	1	3
1755 - 1800	4	3	5	5
Hourly Total	33	43	87	73
Hourly Average	2.75	3.58	7.25	6.08
1800 - 1805	2	4	8	10
1805 - 1810	3	5	5	7
1810 - 1815	3	3	3	4
1815 - 1820	2	4	11	4
1820 - 1825	3	3	2	4
1825 - 1830	3	2	14	11
1830 - 1835	4	2	5	1
1835 - 1840	5	3	8	7
1840 - 1845	1	6	11	4
1845 - 1850	1	5	7	1
1850 - 1855	2	2	14	2
1855 - 1900	5	6	11	5
Hourly Total	34	45	99	60
Hourly Average	2.83	3.75	8.25	5.00
PM Session Total	89	125	243	201
PM Session Average	2.47	3.47	6.75	5.58



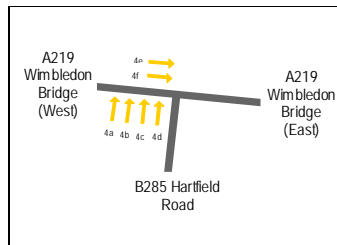
Date
Wednesday 26 April 2006
0700 - 1000 (Weekday AM Peak)

TIME	4a	4b	4c	4d	4e	4f
0700 - 0705	8	6	4	2	4	4
0705 - 0710	8	5	5	5	5	3
0710 - 0715	9	4	7	5	5	3
0715 - 0720	8	5	4	4	8	3
0720 - 0725	7	2	2	5	4	2
0725 - 0730	5	4	5	3	4	4
0730 - 0735	5	8	4	2	5	5
0735 - 0740	4	4	5	5	5	5
0740 - 0745	8	4	3	8	5	2
0745 - 0750	7	7	5	4	5	2
0750 - 0755	8	8	4	5	4	6
0755 - 0800	9	5	5	2	5	5
Hourly Total	86	62	53	50	59	44
Hourly Average	7.17	5.17	4.42	4.17	4.92	3.67
0800 - 0805	8	4	5	5	5	5
0805 - 0810	8	7	6	4	6	4
0810 - 0815	7	5	5	8	8	5
0815 - 0820	8	4	8	5	4	8
0820 - 0825	9	5	7	2	5	5
0825 - 0830	5	2	5	4	2	2
0830 - 0835	4	4	4	5	2	3
0835 - 0840	8	5	2	3	2	5
0840 - 0845	7	6	5	2	5	2
0845 - 0850	8	5	5	5	4	4
0850 - 0855	9	5	4	5	5	5
0855 - 0900	8	5	5	6	6	3
Hourly Total	89	57	61	54	54	51
Hourly Average	7.42	4.75	5.08	4.50	4.50	4.25
0900 - 0905	8	5	5	5	8	2
0905 - 0910	7	5	4	4	4	3
0910 - 0915	8	7	8	2	5	2
0915 - 0920	5	8	8	5	5	1
0920 - 0925	9	8	8	4	5	5
0925 - 0930	6	4	9	4	8	5
0930 - 0935	8	5	5	5	4	4
0935 - 0940	4	8	1	4	2	8
0940 - 0945	5	5	2	5	3	5
0945 - 0950	8	4	3	2	5	6
0950 - 0955	5	5	5	4	8	3
0955 - 1000	5	7	8	2	4	5
Hourly Total	78	71	66	46	61	49
Hourly Average	6.50	5.92	5.50	3.83	5.08	4.08
AM Session Total	253	190	180	150	174	144
AM Session Average	7.03	5.28	5.00	4.17	4.83	4.00



Date
Wednesday 26 April 2006
1130 - 1430 (Weekday Inter Peak)

TIME	4a	4b	4c	4d	4e	4f
1130 - 1135	6	2	3	2	3	3
1135 - 1140	6	2	4	3	4	2
1140 - 1145	5	3	4	2	4	2
1145 - 1150	5	6	3	1	2	5
1150 - 1155	5	5	2	5	2	8
1155 - 1200	5	1	1	2	5	4
1200 - 1205	4	5	2	2	7	4
1205 - 1210	5	5	4	1	5	2
1210 - 1215	8	5	5	1	3	4
1215 - 1220	6	1	3	2	6	3
1220 - 1225	5	2	2	3	5	4
1225 - 1230	4	3	5	2	4	4
Hourly Total	64	40	38	26	50	45
Hourly Average	5.33	3.33	3.17	2.17	4.17	3.75
1230 - 1235	5	3	3	0	3	8
1235 - 1240	6	2	2	1	6	5
1240 - 1245	5	5	1	2	5	3
1245 - 1250	8	4	5	3	1	2
1250 - 1255	5	8	5	2	5	1
1255 - 1300	4	5	5	1	4	2
1300 - 1305	5	4	2	2	2	3
1305 - 1310	5	5	2	4	3	2
1310 - 1315	5	3	1	3	5	1
1315 - 1320	6	1	4	3	5	5
1320 - 1325	2	4	5	3	6	3
1325 - 1330	2	5	3	2	2	2
Hourly Total	58	49	38	26	47	37
Hourly Average	4.83	4.08	3.17	2.17	3.92	3.08
1330 - 1335	4	5	3	2	3	2
1335 - 1340	5	5	2	2	2	2
1340 - 1345	5	4	5	2	5	4
1345 - 1350	8	5	5	3	4	8
1350 - 1355	6	3	4	2	2	5
1355 - 1400	5	2	5	4	3	6
1400 - 1405	8	4	5	2	5	5
1405 - 1410	7	5	6	2	4	1
1410 - 1415	4	5	6	3	5	2
1415 - 1420	5	6	5	3	5	2
1420 - 1425	5	6	4	3	5	5
1425 - 1430	6	7	2	1	8	2
Hourly Total	68	57	52	29	51	44
Hourly Average	5.67	4.75	4.33	2.42	4.25	3.67
Inter Session Total	190	146	128	81	148	126
Inter Session Average	5.28	4.06	3.56	2.25	4.11	3.50



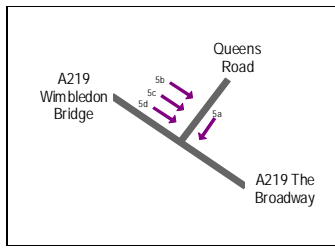
Date
Wednesday 26 April 2006
1600 - 1900 (Weekday PM Peak)

TIME	4a	4b	4c	4d	4e	4f
1600 - 1605	9	7	4	4	6	8
1605 - 1610	8	8	5	4	5	5
1610 - 1615	7	5	5	5	4	2
1615 - 1620	8	7	4	5	5	5
1620 - 1625	9	8	8	2	8	6
1625 - 1630	10	9	4	8	5	5
1630 - 1635	8	8	5	4	4	8
1635 - 1640	8	5	6	5	5	7
1640 - 1645	8	7	5	2	8	5
1645 - 1650	9	8	2	4	6	1
1650 - 1655	8	9	2	5	5	2
1655 - 1700	7	8	6	3	6	3
Hourly Total	99	89	56	51	67	57
Hourly Average	8.25	7.42	4.67	4.25	5.58	4.75
1700 - 1705	8	7	6	3	6	2
1705 - 1710	7	8	5	2	5	1
1710 - 1715	8	6	8	5	2	2
1715 - 1720	9	8	5	4	4	3
1720 - 1725	5	5	4	5	5	3
1725 - 1730	8	5	5	4	6	2
1730 - 1735	7	7	5	5	8	4
1735 - 1740	8	8	8	6	2	5
1740 - 1745	9	4	6	5	2	6
1745 - 1750	9	5	8	4	3	5
1750 - 1755	9	8	4	2	6	2
1755 - 1800	11	6	5	2	5	3
Hourly Total	98	77	69	47	54	38
Hourly Average	8.17	6.42	5.75	3.92	4.50	3.17
1800 - 1805	5	8	5	5	5	3
1805 - 1810	9	5	6	5	6	2
1810 - 1815	8	6	8	4	5	1
1815 - 1820	7	6	5	5	2	5
1820 - 1825	8	5	8	6	5	1
1825 - 1830	8	7	6	5	7	2
1830 - 1835	8	8	9	4	8	3
1835 - 1840	9	6	8	5	8	2
1840 - 1845	8	5	5	3	9	4
1845 - 1850	8	7	7	2	5	5
1850 - 1855	7	7	5	5	5	6
1855 - 1900	5	8	6	4	4	4
Hourly Total	90	78	78	53	69	38
Hourly Average	7.50	6.50	6.50	4.42	5.75	3.17
PM Session Total	287	244	203	151	190	133
PM Session Average	7.97	6.78	5.64	4.19	5.28	3.69

Wimbledon Town Centre
Queue Length Survey

Site 5 of 6

Queens Road
A219 The Broadway
A219 Wimbledon Bridge



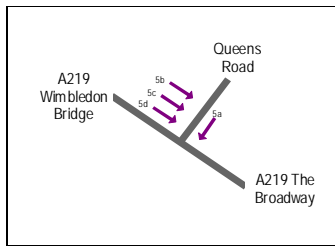
Date

Wednesday 26 April 2006
0700 - 1000 (Weekday AM Peak)

TIME	5a	5b	5c	5d
0700 - 0705	2	0	10	0
0705 - 0710	3	2	6	1
0710 - 0715	2	0	6	3
0715 - 0720	3	0	10	2
0720 - 0725	4	0	6	2
0725 - 0730	2	2	5	3
0730 - 0735	2	0	4	2
0735 - 0740	4	0	10	3
0740 - 0745	5	1	12	4
0745 - 0750	3	0	10	4
0750 - 0755	1	0	7	2
0755 - 0800	6	0	11	3
Hourly Total	37	5	97	29
Hourly Average	3.08	0.42	8.08	2.42
0800 - 0805	3	0	11	2
0805 - 0810	5	0	7	4
0810 - 0815	4	1	6	3
0815 - 0820	4	1	10	4
0820 - 0825	4	0	8	2
0825 - 0830	5	4	6	1
0830 - 0835	5	0	7	3
0835 - 0840	3	0	7	3
0840 - 0845	5	0	10	3
0845 - 0850	5	4	8	2
0850 - 0855	5	0	10	2
0855 - 0900	5	2	10	2
Hourly Total	53	12	100	31
Hourly Average	4.42	1.00	8.33	2.58
0900 - 0905	5	2	10	6
0905 - 0910	2	4	10	3
0910 - 0915	4	2	5	4
0915 - 0920	5	1	11	5
0920 - 0925	4	2	6	4
0925 - 0930	3	2	10	3
0930 - 0935	3	3	10	4
0935 - 0940	4	1	6	3
0940 - 0945	2	1	7	6
0945 - 0950	4	3	11	2
0950 - 0955	4	4	9	3
0955 - 1000	2	3	7	3
Hourly Total	42	28	102	46
Hourly Average	3.50	2.33	8.50	3.83
AM Session Total	132	45	299	106
AM Session Average	3.67	1.25	8.31	2.94

Wimbledon Town Centre
Queue Length Survey

Site 5 of 6
Queens Road
A219 The Broadway
A219 Wimbledon Bridge



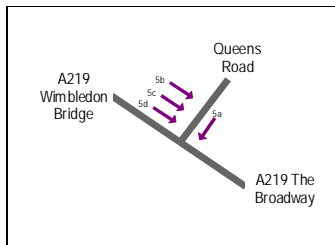
Date
Wednesday 26 April 2006
1130 - 1430 (Weekday Inter Peak)

TIME	5a	5b	5c	5d
1130 - 1135	6	3	9	4
1135 - 1140	4	1	11	3
1140 - 1145	4	3	6	3
1145 - 1150	4	0	9	5
1150 - 1155	5	1	8	2
1155 - 1200	3	2	10	5
1200 - 1205	5	4	9	4
1205 - 1210	4	3	9	3
1210 - 1215	3	2	9	2
1215 - 1220	4	3	9	3
1220 - 1225	7	3	7	4
1225 - 1230	4	2	11	3
Hourly Total	53	27	107	41
Hourly Average	4.42	2.25	8.92	3.42
1230 - 1235	5	2	7	4
1235 - 1240	6	3	8	5
1240 - 1245	4	2	8	6
1245 - 1250	6	3	7	4
1250 - 1255	5	1	10	5
1255 - 1300	4	3	5	2
1300 - 1305	3	3	10	6
1305 - 1310	4	2	8	4
1310 - 1315	6	3	12	5
1315 - 1320	4	3	8	5
1320 - 1325	5	2	10	4
1325 - 1330	4	3	7	2
Hourly Total	56	30	100	52
Hourly Average	4.67	2.50	8.33	4.33
1330 - 1335	3	1	9	2
1335 - 1340	6	2	6	5
1340 - 1345	3	1	5	5
1345 - 1350	4	2	6	3
1350 - 1355	7	6	7	6
1355 - 1400	4	1	7	5
1400 - 1405	5	4	8	4
1405 - 1410	4	4	9	3
1410 - 1415	2	2	7	2
1415 - 1420	5	1	6	6
1420 - 1425	5	3	7	4
1425 - 1430	4	1	7	5
Hourly Total	52	28	84	50
Hourly Average	4.33	2.33	7.00	4.17
Inter Session Total	161	85	291	143
Inter Session Average	4.47	2.36	8.08	3.97

Wimbledon Town Centre
Queue Length Survey

Site 5 of 6

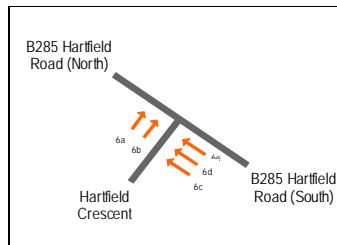
Queens Road
A219 The Broadway
A219 Wimbledon Bridge



Date

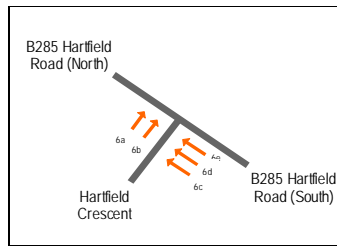
Wednesday 26 April 2006
1600 - 1900 (Weekday PM Peak)

TIME	5a	5b	5c	5d
1600 - 1605	4	1	9	4
1605 - 1610	5	2	8	5
1610 - 1615	6	1	8	5
1615 - 1620	5	1	9	5
1620 - 1625	6	4	8	5
1625 - 1630	5	3	9	6
1630 - 1635	5	3	7	6
1635 - 1640	5	2	10	5
1640 - 1645	6	2	9	7
1645 - 1650	5	3	8	8
1650 - 1655	5	4	9	5
1655 - 1700	5	2	8	5
Hourly Total	62	28	102	66
Hourly Average	5.17	2.33	8.50	5.50
1700 - 1705	5	0	7	4
1705 - 1710	5	4	6	5
1710 - 1715	6	1	8	6
1715 - 1720	5	1	10	7
1720 - 1725	5	2	8	6
1725 - 1730	6	2	6	5
1730 - 1735	6	1	10	7
1735 - 1740	6	3	9	6
1740 - 1745	6	3	9	5
1745 - 1750	7	3	10	7
1750 - 1755	6	2	8	5
1755 - 1800	6	0	9	7
Hourly Total	69	22	100	70
Hourly Average	5.75	1.83	8.33	5.83
1800 - 1805	5	2	10	8
1805 - 1810	6	2	9	7
1810 - 1815	6	2	10	7
1815 - 1820	6	3	10	8
1820 - 1825	6	1	10	9
1825 - 1830	5	0	12	10
1830 - 1835	4	1	13	7
1835 - 1840	6	1	12	8
1840 - 1845	3	3	13	9
1845 - 1850	5	1	11	9
1850 - 1855	3	3	11	10
1855 - 1900	5	2	12	9
Hourly Total	60	21	133	101
Hourly Average	5.00	1.75	11.08	8.42
PM Session Total	191	71	335	237
PM Session Average	5.31	1.97	9.31	6.58



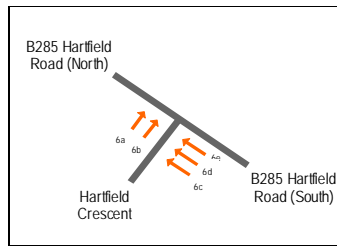
Date
Wednesday 26 April 2006
0700 - 1000 (Weekday AM Peak)

TIME	6a	6b	6c	6d	6e
0700 - 0705	4	1	0	12	1
0705 - 0710	1	1	0	3	1
0710 - 0715	1	7	0	11	1
0715 - 0720	4	4	0	10	1
0720 - 0725	3	1	0	8	1
0725 - 0730	3	5	0	2	2
0730 - 0735	3	3	0	2	4
0735 - 0740	1	1	0	9	1
0740 - 0745	3	3	0	3	2
0745 - 0750	4	4	0	1	4
0750 - 0755	5	5	0	6	1
0755 - 0800	4	5	0	4	2
Hourly Total	36	40	0	71	21
Hourly Average	3.00	3.33	0.00	5.92	1.75
0800 - 0805	8	5	0	6	3
0805 - 0810	2	5	0	2	3
0810 - 0815	2	4	0	5	2
0815 - 0820	3	6	0	12	5
0820 - 0825	7	12	0	4	2
0825 - 0830	6	8	0	5	2
0830 - 0835	4	10	0	2	8
0835 - 0840	1	1	0	12	3
0840 - 0845	2	3	0	5	6
0845 - 0850	10	8	0	2	2
0850 - 0855	4	4	0	2	7
0855 - 0900	3	8	0	10	1
Hourly Total	52	74	0	67	44
Hourly Average	4.33	6.17	0.00	5.58	3.67
0900 - 0905	3	5	0	17	2
0905 - 0910	7	4	0	1	2
0910 - 0915	7	10	0	8	2
0915 - 0920	3	4	0	13	2
0920 - 0925	1	5	0	9	4
0925 - 0930	2	8	0	9	3
0930 - 0935	1	2	1	6	5
0935 - 0940	1	4	0	4	2
0940 - 0945	2	2	0	9	2
0945 - 0950	1	1	0	7	5
0950 - 0955	1	1	0	3	2
0955 - 1000	1	3	0	9	1
Hourly Total	30	49	1	95	32
Hourly Average	2.50	4.08	0.08	7.92	2.67
AM Session Total	118	163	1	233	97
AM Session Average	3.28	4.53	0.03	6.47	2.69



Date
Wednesday 26 April 2006
1130 - 1430 (Weekday Inter Peak)

TIME	6a	6b	6c	6d	6e
1130 - 1135	1	1	0	2	4
1135 - 1140	1	2	0	8	3
1140 - 1145	1	2	0	5	4
1145 - 1150	2	1	0	3	2
1150 - 1155	1	1	0	1	2
1155 - 1200	1	3	0	2	1
1200 - 1205	0	1	0	1	6
1205 - 1210	1	1	0	1	3
1210 - 1215	2	3	0	4	2
1215 - 1220	1	1	0	6	1
1220 - 1225	3	2	0	1	1
1225 - 1230	4	2	0	3	1
Hourly Total	18	20	0	37	30
Hourly Average	1.50	1.67	0.00	3.08	2.50
1230 - 1235	1	1	0	1	4
1235 - 1240	2	1	0	2	3
1240 - 1245	1	7	0	6	2
1245 - 1250	2	1	0	7	2
1250 - 1255	2	1	1	4	1
1255 - 1300	1	1	0	1	1
1300 - 1305	1	2	0	4	3
1305 - 1310	1	1	0	2	3
1310 - 1315	1	3	0	4	2
1315 - 1320	2	1	0	1	4
1320 - 1325	1	2	0	9	4
1325 - 1330	3	2	0	2	2
Hourly Total	18	23	1	43	31
Hourly Average	1.50	1.92	0.08	3.58	2.58
1330 - 1335	2	2	0	6	5
1335 - 1340	2	3	0	1	1
1340 - 1345	2	1	0	2	1
1345 - 1350	3	1	1	7	1
1350 - 1355	1	1	0	8	3
1355 - 1400	1	1	0	8	1
1400 - 1405	4	1	0	3	4
1405 - 1410	2	1	0	2	1
1410 - 1415	3	1	0	2	2
1415 - 1420	2	1	0	2	2
1420 - 1425	3	1	1	3	5
1425 - 1430	2	1	0	4	3
Hourly Total	27	15	2	48	29
Hourly Average	2.25	1.25	0.17	4.00	2.42
Inter Session Total	63	58	3	128	90
Inter Session Average	1.75	1.61	0.08	3.56	2.50



Date
Wednesday 26 April 2006
1600 - 1900 (Weekday PM Peak)

TIME	6a	6b	6c	6d	6e
1600 - 1605	1	3	0	3	3
1605 - 1610	1	3	0	8	2
1610 - 1615	1	1	0	3	3
1615 - 1620	1	3	0	6	2
1620 - 1625	2	0	0	1	4
1625 - 1630	2	3	0	1	5
1630 - 1635	2	1	0	4	1
1635 - 1640	5	6	0	3	1
1640 - 1645	1	1	0	8	1
1645 - 1650	1	1	0	12	1
1650 - 1655	3	1	1	1	2
1655 - 1700	1	2	0	5	0
Hourly Total	21	25	1	55	25
Hourly Average	1.75	2.08	0.08	4.58	2.08
1700 - 1705	4	1	0	1	2
1705 - 1710	1	6	0	1	3
1710 - 1715	1	4	0	1	3
1715 - 1720	1	2	0	8	1
1720 - 1725	1	2	0	2	2
1725 - 1730	2	2	1	1	1
1730 - 1735	1	2	0	1	1
1735 - 1740	1	1	0	1	0
1740 - 1745	2	2	0	4	1
1745 - 1750	3	3	0	10	3
1750 - 1755	4	2	0	2	1
1755 - 1800	1	4	0	5	6
Hourly Total	22	31	1	37	24
Hourly Average	1.83	2.58	0.08	3.08	2.00
1800 - 1805	2	1	0	2	2
1805 - 1810	3	2	0	6	2
1810 - 1815	1	2	0	8	10
1815 - 1820	2	1	0	5	1
1820 - 1825	1	5	0	7	2
1825 - 1830	3	5	0	7	2
1830 - 1835	2	4	0	6	3
1835 - 1840	4	2	0	6	9
1840 - 1845	4	6	0	3	2
1845 - 1850	2	3	0	12	11
1850 - 1855	2	2	0	1	2
1855 - 1900	4	3	0	9	5
Hourly Total	30	36	0	72	51
Hourly Average	2.50	3.00	0.00	6.00	4.25
PM Session Total	73	92	2	164	100
PM Session Average	2.03	2.56	0.06	4.56	2.78