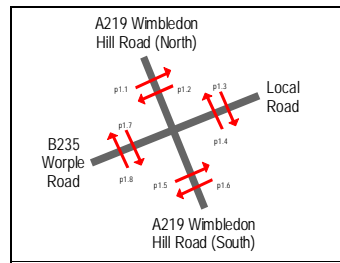


Wimbledon Town Centre
Pedestrian Count

Site 1 of 3
A219 Wimbledon Hill Road
Local Road
B235 Worple Road



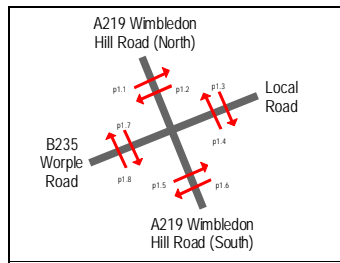
Date
Tuesday 25 April 2006
0700 - 1000 (Weekday AM Peak)

TIME	p1.1	p1.2	p1.3	p1.4	p1.5	p1.6	p1.7	p1.8
0700 - 0705	1	4	3	25	3	2	8	3
0705 - 0710	2	3	20	2	3	0	6	7
0710 - 0715	2	0	27	3	8	0	8	9
0715 - 0720	0	4	39	9	2	4	4	5
0720 - 0725	1	6	47	6	38	2	5	9
0725 - 0730	0	1	31	15	9	4	5	11
0730 - 0735	0	0	36	9	20	1	9	12
0735 - 0740	0	6	50	21	5	9	6	14
0740 - 0745	2	3	51	15	7	5	8	17
0745 - 0750	4	6	38	22	7	4	9	17
0750 - 0755	8	8	52	36	11	4	12	21
0755 - 0800	0	9	39	22	14	2	14	24
Hourly Total	20	50	433	185	127	37	94	149
Hourly Average	1.67	4.17	36.08	15.42	10.58	3.08	7.83	12.42
0800 - 0805	3	9	49	28	13	4	15	28
0805 - 0810	3	11	76	52	7	6	12	22
0810 - 0815	5	6	65	29	18	5	19	26
0815 - 0820	2	24	48	63	18	7	14	37
0820 - 0825	8	10	55	49	10	5	16	39
0825 - 0830	4	10	52	54	9	2	19	32
0830 - 0835	7	12	50	50	4	5	25	24
0835 - 0840	14	14	43	45	15	4	21	21
0840 - 0845	5	21	20	47	2	4	18	43
0845 - 0850	3	23	38	34	12	5	24	22
0850 - 0855	11	18	28	37	8	6	18	21
0855 - 0900	2	7	28	29	9	10	17	16
Hourly Total	67	165	552	517	125	63	218	331
Hourly Average	5.58	13.75	46.00	43.08	10.42	5.25	18.17	27.58
0900 - 0905	9	11	26	33	15	9	24	16
0905 - 0910	6	16	43	28	10	6	21	14
0910 - 0915	6	7	30	16	7	6	25	23
0915 - 0920	6	3	26	22	9	10	21	18
0920 - 0925	9	5	25	23	7	1	25	23
0925 - 0930	7	6	24	29	7	6	18	28
0930 - 0935	4	5	39	20	8	7	21	28
0935 - 0940	12	14	26	31	13	17	12	16
0940 - 0945	10	9	24	20	10	3	25	24
0945 - 0950	8	8	17	26	8	5	23	19
0950 - 0955	11	15	16	32	6	7	22	19
0955 - 1000	9	6	16	12	6	5	23	21
Hourly Total	97	105	312	292	106	82	260	249
Hourly Average	8.08	8.75	26.00	24.33	8.83	6.83	21.67	20.75
AM Session Total	184	320	1297	994	358	182	572	729
AM Session Average	5.11	8.89	36.03	27.61	9.94	5.06	15.89	20.25

Wimbledon Town Centre
Pedestrian Count

Site 1 of 3

A219 Wimbledon Hill Road
Local Road
B235 Worple Road

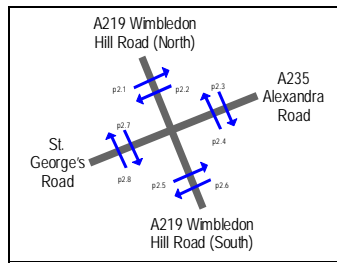


Date
Tuesday 25 April 2006
1600 - 1900 (Weekday PM Peak)

TIME	p1.1	p1.2	p1.3	p1.4	p1.5	p1.6	p1.7	p1.8
1600 - 1605	9	8	57	20	10	3	39	41
1605 - 1610	12	9	32	20	9	10	40	34
1610 - 1615	13	16	40	25	7	8	42	28
1615 - 1620	11	13	39	13	11	10	42	28
1620 - 1625	10	13	27	18	7	9	44	30
1625 - 1630	8	20	26	23	11	16	36	35
1630 - 1635	12	16	28	31	9	9	51	21
1635 - 1640	6	8	22	28	9	10	47	27
1640 - 1645	9	13	35	25	11	8	42	28
1645 - 1650	6	10	38	25	9	10	36	24
1650 - 1655	4	9	33	30	10	8	45	30
1655 - 1700	7	8	23	29	28	8	42	23
Hourly Total	107	143	400	287	131	109	506	349
Hourly Average	8.92	11.92	33.33	23.92	10.92	9.08	42.17	29.08
1700 - 1705	5	16	37	23	10	14	40	19
1705 - 1710	15	5	53	24	14	14	51	32
1710 - 1715	10	13	32	21	14	8	51	34
1715 - 1720	11	6	38	21	8	10	54	38
1720 - 1725	3	10	36	29	10	15	46	19
1725 - 1730	6	10	32	29	13	14	44	24
1730 - 1735	7	14	22	31	14	15	36	31
1735 - 1740	3	8	40	27	16	12	25	42
1740 - 1745	7	20	43	40	14	8	35	42
1745 - 1750	11	12	34	40	10	17	33	31
1750 - 1755	4	12	31	40	7	12	33	26
1755 - 1800	10	9	25	45	18	9	37	29
Hourly Total	92	135	423	370	148	148	485	367
Hourly Average	7.67	11.25	35.25	30.83	12.33	12.33	40.42	30.58
1800 - 1805	15	6	39	29	12	11	34	20
1805 - 1810	4	12	24	31	14	18	32	20
1810 - 1815	11	19	42	47	12	7	35	24
1815 - 1820	13	14	34	41	17	12	28	21
1820 - 1825	4	15	17	44	10	9	24	23
1825 - 1830	16	11	29	34	14	9	17	16
1830 - 1835	3	13	34	42	8	13	21	20
1835 - 1840	4	2	26	49	4	4	19	18
1840 - 1845	5	11	22	45	3	14	14	20
1845 - 1850	3	15	20	41	6	20	22	28
1850 - 1855	2	22	32	55	9	13	22	24
1855 - 1900	6	16	24	39	12	13	26	24
Hourly Total	86	156	343	497	121	143	294	258
Hourly Average	7.17	13.00	28.58	41.42	10.08	11.92	24.50	21.50
PM Session Total	285	434	1166	1154	400	400	1285	974
PM Session Average	7.92	12.06	32.39	32.06	11.11	11.11	35.69	27.06

Wimbledon Town Centre
Pedestrian Count

Site 2 of 3
A219 Wimbledon Hill Road
B235 Alexandra Road
A219 Wimbledon Bridge
St. George's Road



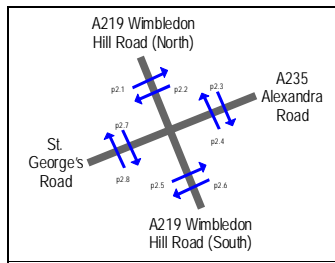
Date
Tuesday 25 April 2006
0700 - 1000 (Weekday AM Peak)

TIME	p2.1	p2.2	p2.3	p2.4	p2.5	p2.6	p2.7	p2.8
0700 - 0705	4	5	10	25	14	4	6	8
0705 - 0710	6	8	9	28	17	6	9	5
0710 - 0715	7	4	11	43	15	5	8	7
0715 - 0720	4	4	27	34	14	11	2	6
0720 - 0725	6	1	16	90	23	8	5	8
0725 - 0730	7	5	21	55	27	12	6	5
0730 - 0735	13	3	19	63	39	17	5	9
0735 - 0740	9	8	52	52	28	14	6	12
0740 - 0745	17	5	21	65	25	18	9	18
0745 - 0750	6	5	33	57	42	19	6	17
0750 - 0755	16	10	61	91	36	18	16	18
0755 - 0800	11	13	35	69	30	19	8	22
Hourly Total	106	71	315	672	310	151	86	135
Hourly Average	8.83	5.92	26.25	56.00	25.83	12.58	7.17	11.25
0800 - 0805	12	9	54	72	30	25	9	23
0805 - 0810	9	13	61	82	43	26	15	25
0810 - 0815	14	10	61	84	34	26	16	38
0815 - 0820	11	6	78	66	36	24	23	34
0820 - 0825	8	12	55	56	35	26	16	21
0825 - 0830	11	10	56	77	26	14	16	29
0830 - 0835	12	17	72	58	29	23	23	9
0835 - 0840	13	14	71	56	30	23	22	18
0840 - 0845	9	9	44	52	22	25	16	49
0845 - 0850	9	10	65	49	32	24	26	25
0850 - 0855	6	12	54	45	30	23	15	26
0855 - 0900	9	12	48	41	24	18	22	11
Hourly Total	123	134	719	738	371	277	219	308
Hourly Average	10.25	11.17	59.92	61.50	30.92	23.08	18.25	25.67
0900 - 0905	6	9	42	40	24	12	21	13
0905 - 0910	11	12	37	50	18	12	22	23
0910 - 0915	11	8	29	51	15	18	22	30
0915 - 0920	15	9	46	43	14	17	19	16
0920 - 0925	8	11	44	24	23	12	27	23
0925 - 0930	6	5	42	29	22	16	20	25
0930 - 0935	9	6	34	31	18	15	23	30
0935 - 0940	5	6	30	53	13	14	14	11
0940 - 0945	8	8	41	48	25	34	27	25
0945 - 0950	7	5	24	24	14	8	21	24
0950 - 0955	10	4	28	32	3	13	25	21
0955 - 1000	8	7	26	24	12	7	24	20
Hourly Total	104	90	423	449	201	178	265	261
Hourly Average	8.67	7.50	35.25	37.42	16.75	14.83	22.08	21.75
AM Session Total	333	295	1457	1859	882	606	570	704
AM Session Average	9.25	8.19	40.47	51.64	24.50	16.83	15.83	19.56

Wimbledon Town Centre
Pedestrian Count

Site 2 of 3
A219 Wimbledon Hill Road
B235 Alexandra Road
A219 Wimbledon Bridge
St. George's Road

Date
Tuesday 25 April 2006
1600 - 1900 (Weekday PM Peak)

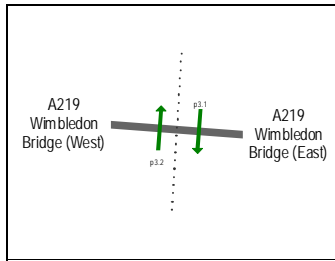


TIME	p2.1	p2.2	p2.3	p2.4	p2.5	p2.6	p2.7	p2.8
1600 - 1605	9	9	68	59	13	12	41	36
1605 - 1610	14	13	56	63	21	24	43	27
1610 - 1615	17	9	30	79	19	20	44	36
1615 - 1620	16	9	38	54	25	18	42	26
1620 - 1625	14	14	48	49	13	16	49	31
1625 - 1630	13	10	31	50	20	11	38	38
1630 - 1635	16	14	64	45	21	20	53	27
1635 - 1640	11	12	48	37	13	13	49	31
1640 - 1645	10	11	52	52	28	14	35	22
1645 - 1650	13	11	55	52	14	23	33	22
1650 - 1655	9	8	45	54	33	20	48	33
1655 - 1700	5	10	61	38	27	8	44	20
Hourly Total	147	130	596	632	247	199	519	349
Hourly Average	12.25	10.83	49.67	52.67	20.58	16.58	43.25	29.08
1700 - 1705	10	13	50	65	32	9	45	16
1705 - 1710	6	13	52	79	37	12	53	38
1710 - 1715	9	13	47	61	30	23	55	28
1715 - 1720	20	12	49	50	28	16	59	44
1720 - 1725	11	12	59	51	40	14	43	21
1725 - 1730	8	9	61	45	31	8	51	29
1730 - 1735	7	8	48	46	28	13	29	37
1735 - 1740	12	16	69	60	31	19	28	40
1740 - 1745	13	11	74	68	35	25	32	48
1745 - 1750	10	12	68	51	31	16	33	23
1750 - 1755	11	18	77	58	27	19	35	30
1755 - 1800	11	22	79	52	24	13	44	28
Hourly Total	128	159	733	686	374	187	507	382
Hourly Average	10.67	13.25	61.08	57.17	31.17	15.58	42.25	31.83
1800 - 1805	9	9	82	65	25	14	31	21
1805 - 1810	6	20	71	37	34	20	36	19
1810 - 1815	8	19	93	47	30	23	38	26
1815 - 1820	10	11	64	44	30	12	37	26
1820 - 1825	8	11	91	40	26	17	17	22
1825 - 1830	5	19	84	40	20	21	16	14
1830 - 1835	7	15	98	34	18	22	18	22
1835 - 1840	6	24	82	50	22	19	19	16
1840 - 1845	8	19	90	28	9	23	17	21
1845 - 1850	4	15	95	27	6	11	18	26
1850 - 1855	7	25	89	36	8	23	23	22
1855 - 1900	1	14	86	39	22	20	26	22
Hourly Total	79	201	1025	487	250	225	296	257
Hourly Average	6.58	16.75	85.42	40.58	20.83	18.75	24.67	21.42
PM Session Total	354	490	2354	1805	871	611	1322	988
PM Session Average	9.83	13.61	65.39	50.14	24.19	16.97	36.72	27.44

Wimbledon Town Centre
Pedestrian Count

Site 3 of 3

Pedestrian Crossing
A219 Wimbledon Bridge
Adjacent to Railway Station



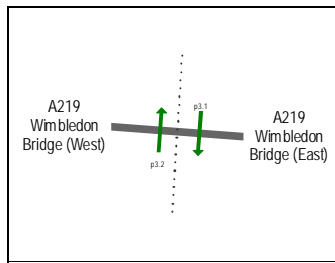
Date

Tuesday 25 April 2006
0700 - 1000 (Weekday AM Peak)

TIME	p3.1	p3.2
0700 - 0705	12	4
0705 - 0710	8	5
0710 - 0715	1	10
0715 - 0720	7	10
0720 - 0725	6	17
0725 - 0730	2	10
0730 - 0735	7	13
0735 - 0740	14	16
0740 - 0745	9	14
0745 - 0750	15	15
0750 - 0755	9	28
0755 - 0800	20	21
Hourly Total	110	163
Hourly Average	9.17	13.58
0800 - 0805	18	25
0805 - 0810	10	21
0810 - 0815	8	25
0815 - 0820	17	23
0820 - 0825	12	23
0825 - 0830	13	12
0830 - 0835	10	15
0835 - 0840	18	25
0840 - 0845	19	27
0845 - 0850	23	26
0850 - 0855	25	19
0855 - 0900	13	16
Hourly Total	186	257
Hourly Average	15.50	21.42
0900 - 0905	16	17
0905 - 0910	12	21
0910 - 0915	9	20
0915 - 0920	14	27
0920 - 0925	17	51
0925 - 0930	9	20
0930 - 0935	13	22
0935 - 0940	13	19
0940 - 0945	16	15
0945 - 0950	18	12
0950 - 0955	15	13
0955 - 1000	9	23
Hourly Total	161	260
Hourly Average	13.42	21.67
AM Session Total	457	680
AM Session Average	12.69	18.89

Wimbledon Town Centre
Pedestrian Count

Site 3 of 3
Pedestrian Crossing
A219 Wimbledon Bridge
Adjacent to Railway Station



Date
Tuesday 25 April 2006
1600 - 1900 (Weekday PM Peak)

TIME	p3.1	p3.2
1600 - 1605	18	26
1605 - 1610	15	27
1610 - 1615	12	20
1615 - 1620	9	34
1620 - 1625	14	14
1625 - 1630	26	19
1630 - 1635	21	24
1635 - 1640	15	20
1640 - 1645	16	30
1645 - 1650	15	21
1650 - 1655	15	27
1655 - 1700	13	24
Hourly Total	189	286
Hourly Average	15.75	23.83
1700 - 1705	19	28
1705 - 1710	20	22
1710 - 1715	10	18
1715 - 1720	16	24
1720 - 1725	14	34
1725 - 1730	21	25
1730 - 1735	16	13
1735 - 1740	15	33
1740 - 1745	13	36
1745 - 1750	13	24
1750 - 1755	13	19
1755 - 1800	11	20
Hourly Total	181	296
Hourly Average	15.08	24.67
1800 - 1805	11	23
1805 - 1810	7	22
1810 - 1815	24	18
1815 - 1820	17	21
1820 - 1825	10	24
1825 - 1830	16	26
1830 - 1835	11	12
1835 - 1840	6	12
1840 - 1845	20	17
1845 - 1850	6	8
1850 - 1855	13	4
1855 - 1900	9	8
Hourly Total	150	195
Hourly Average	12.50	16.25
PM Session Total	520	777
PM Session Average	14.44	21.58