

**3 Hour 'Link Flow Diagrams' for all options modelled
(Modelled Results Extracted from Consultants Work)**

Appendix 6

Legend

Zones

TYPE

- OD
- Car Park
- Sch
- Census

Link bars

VolVehPT(AF)

- > 0 Modelled Flows



3 Hrs Directional Link Flows
AM - 0700 - 1000

JMP CONSULTING / LB MERTON
OPTION 1

10.03
WIMBLEDON VISUM MODEL

3 Hour 'Link Flow Diagrams' for all options modelled (Modelled Results Extracted from Consultants Work)

Legend

Zones

TYPE

- OD
- Car Park
- Sch
- Census

Link bars

- VolVehPT(AF)
- > 0 Modelled Flows



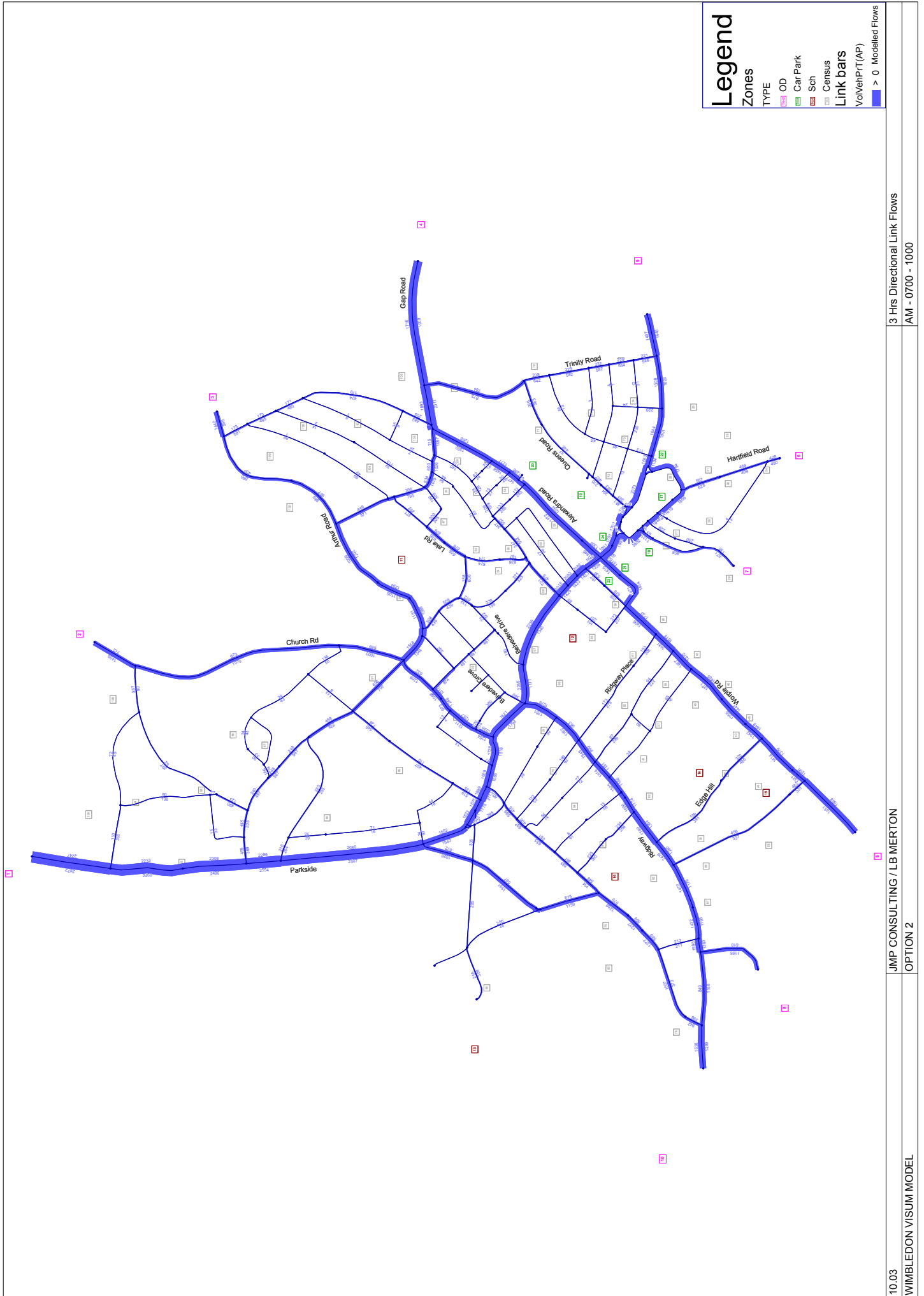
3 Hrs Directional Link Flows
PM- 1600 - 1900

JMP CONSULTING / LB MERTON
OPTION 1

10.03
WIMBLEDON VISUM MODEL

**3 Hour 'Link Flow Diagrams' for all options modelled
(Modelled Results Extracted from Consultants Work)**

Appendix 6



Legend

Zones

TYPE

- OD
- Car Park
- Sch
- Census

Link bars

- VoVehPrT(AF)
- > 0 Modelled Flows

3 Hrs Directional Link Flows
AM - 0700 - 1000

JMP CONSULTING / LB MERTON
OPTION 2

10.03
WIMBLEDON VISUM MODEL

**3 Hour 'Link Flow Diagrams' for all options modelled
(Modelled Results Extracted from Consultants Work)**

Appendix 6



**3 Hour 'Link Flow Diagrams' for all options modelled
(Modelled Results Extracted from Consultants Work)**

Appendix 6



Legend

Zones

- TYPE
- OD
- Car Park
- Sch
- Census

Link bars

- VoVehPrT(AP)
- > 0 Modelled Flows

3 Hrs Directional Link Flows
AM - 0700 - 1000

JMP CONSULTING / LB MERTON
OPTION 3

10.03
WIMBLEDON VISUM MODE

**3 Hour 'Link Flow Diagrams' for all options modelled
(Modelled Results Extracted from Consultants Work)**

Appendix 6





3 Hrs Directional Link Flows
AM - 0700 - 1000

JMP CONSULTING / LB MERTON
OPTION 4

10.03
WIMBLEDON VISUM MODEL

**3 Hour 'Link Flow Diagrams' for all options modelled
(Modelled Results Extracted from Consultants Work)**

Appendix 6

Legend

Zones

TYPE

- OD
- Car Park
- Sch
- Census

Link bars

- VolVehPT(AF)
- > 0 Modelled Flows



3 Hrs Directional Link Flows
PM - 1600 - 1900

JMP CONSULTING / LB MERTON
OPTION 4

10.03
WIMBLEDON VISUM MODEL



Legend

Link bars

VoVehPT(AP)

> 0 Modelled Flows

10.03	JMP CONSULTANTS LTD / LB MERTON	3 Hrs Directional Link Flows
	WIMBLEDON VISUM MODEL - Option 5a	AM - 0700 - 1000

Legend

Link bars

VoVehPrT(AP)

> 0 Modelled Flows



10.03

JMP CONSULTANTS LTD / LB MERTON

3 Hrs Directional Link Flows

WIMBLEDON VISUM MODEL - Option 5a

PM - 1600 - 1900



Legend

Link bars

VoVehPT(AP)

> 0 Modelled Flows

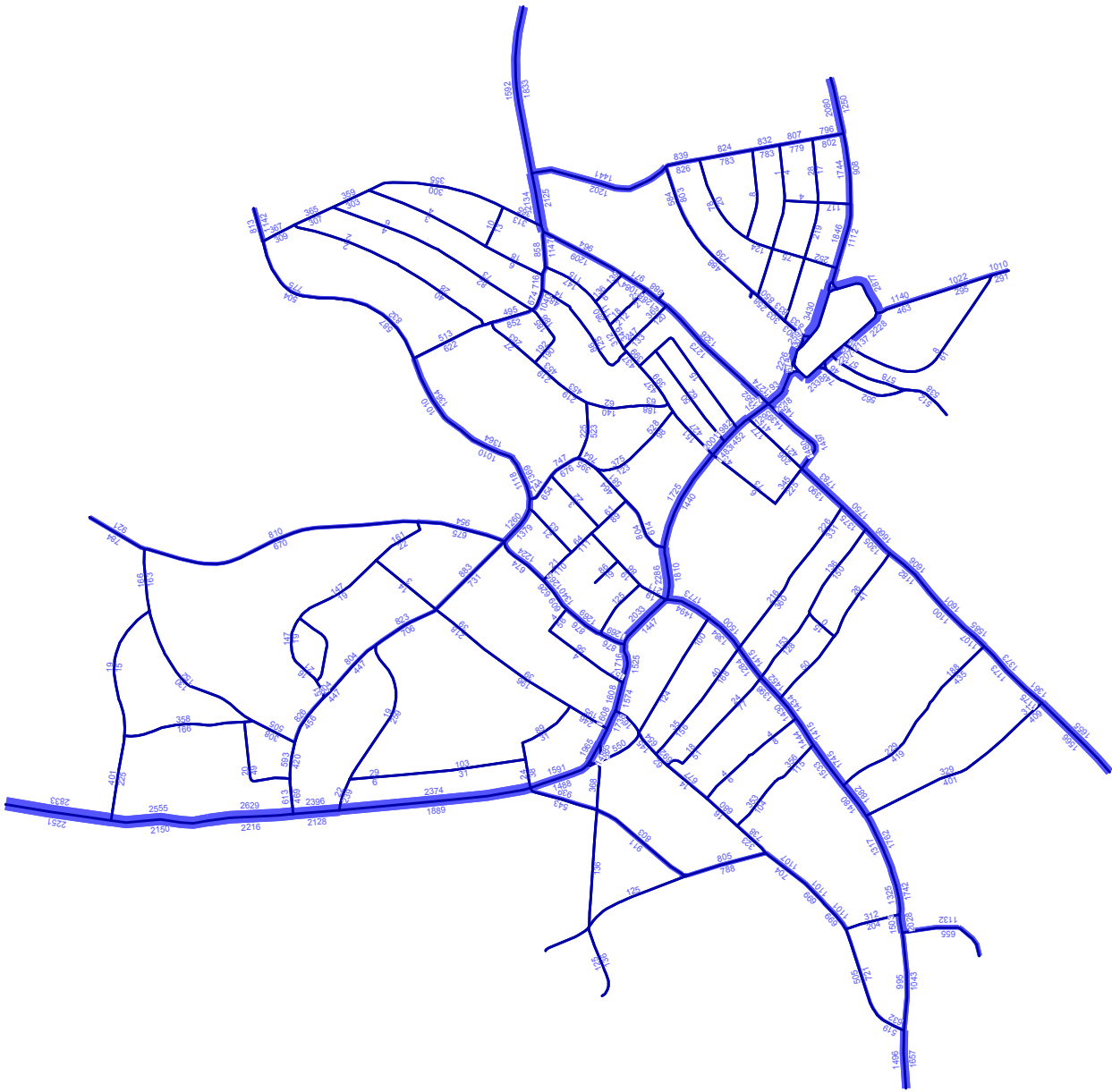
10.03	JMP CONSULTANTS LTD / LB MERTON	3 Hrs Directional Link Flows
	WIMBLEDON VISUM MODEL - Option 5b	AM - 0700 - 1000

Legend

Link bars

VoVehPrT(AP)

> 0 Modelled Flows



3 Hrs Directional Link Flows

PM - 1600 - 1900

JMP CONSULTANTS LTD / LB MERTON

WIMBLEDON VISUM MODEL - Option 5b

10.03



Legend

Link bars

VoVehPT(AP)

> 0 Modelled Flows

10.03	JMP CONSULTANTS LTD / LB MERTON	3 Hrs Directional Link Flows
	WIMBLEDON VISUM MODEL - Option 6	AM - 0700 - 1000

Legend

Link bars

VoVehPrT(AP)

> 0 Modelled Flows




3 Hrs Directional Link Flows

PM - 1600 - 1900

JMP CONSULTANTS LTD / LB MERTON

WIMBLEDON VISUM MODEL - Option 6

10.03

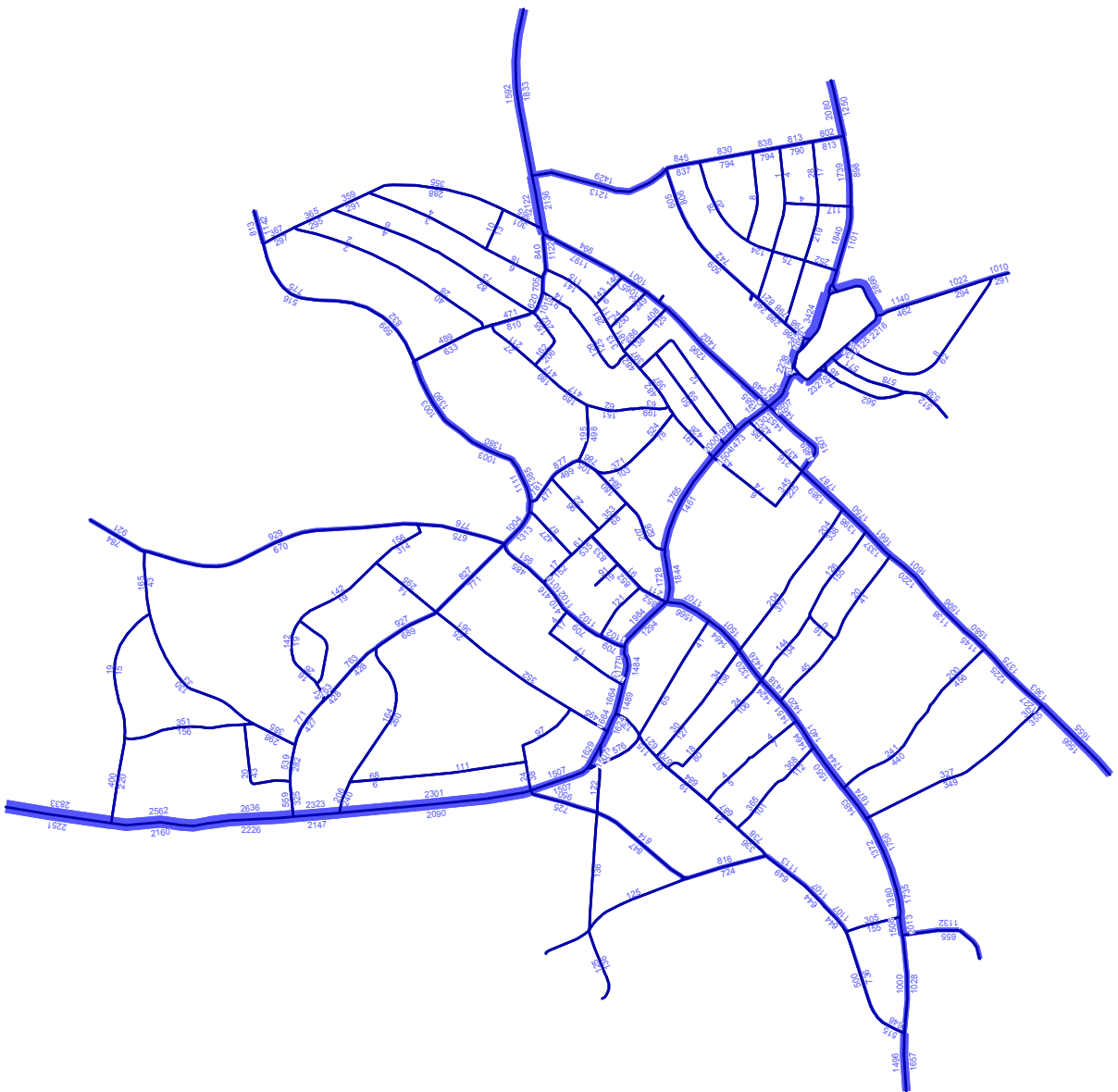
Legend
 Link bars
 VoIVehPrT(AP)
 > 0 Modelled Flows



10.03	JMP CONSULTANTS LTD / LB MERTON	3 Hrs Directional Link Flows
	WIMBLEDON VISUM MODEL - Option 7	AM - 0700 - 1000

Legend

Link bars
 VoIVehPrT(AP)
 > 0 Modelled Flows



10.03	JMP CONSULTANTS LTD / LB MERTON	3 Hrs Directional Link Flows
	WIMBLEDON VISUM MODEL - Option 7	PM - 1600 - 1900