

# AUTOMATIC TRAFFIC COUNT REPORT

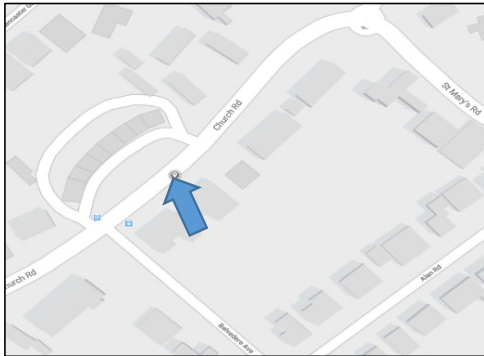
REF: Site Name - 03611052-3

SITE LOCATION: CHURCH RD <30MPH> NORTH OF BELVEDERE AVE

Client: L.B Merton

DATE: Sunday 20th May - Saturday 26th May 2018

Requester: Abobaker Abdalla



	Summary	EB Total Vehicles	EB 85% Speed	WB Total Vehicles	WB 85% Speed
Sunday	20/05/2018	2648	27.5	2821	27.2
Monday	21/05/2018	3284	27.3	3372	27.5
Tuesday	22/05/2018	3527	27.7	3584	27.1
Wednesday	23/05/2018	3461	27.6	3667	27.2
Thursday	24/05/2018	3339	27.6	3684	27.3
Friday	25/05/2018	3371	27.2	3754	27
Saturday	26/05/2018	2449	27.9	2856	27.6

# ATC REPORT

Report Id - 1097

Site Name - 03611052-3

Description - CHURCH RD [30MPH] NORTH OF BELVEDERE AVE

Direction - North

## Sunday 20th May - Saturday 26th May 2018

Day	Day Totals	15 Minute Bin Drops				Cycles	Motor Cycles	Car Van	Car Van Towing	Number Vehicle Classes AR			
		00-15	15-30	30-45	45-00					2 Axle Van Lorry	3 Axle Rigid	4 Axle Rigid	3 Axle Artic
Mon	3284	779	818	828	859	87	121	2727	16	301	14	12	2
Tue	3527	838	917	909	863	99	95	2985	15	309	7	8	4
Wed	3461	884	877	849	851	83	127	2881	14	327	11	10	3
Thu	3339	852	827	810	850	49	108	2859	14	279	6	19	2
Fri	3371	856	804	834	877	59	119	2851	14	298	8	15	1
Sat	2449	625	588	569	667	66	74	2146	13	129	5	14	0
Sun	2648	638	690	647	673	107	77	2345	12	91	5	10	1
--	<b>22079</b>	<b>5472</b>	<b>5521</b>	<b>5446</b>	<b>5640</b>	<b>550</b>	<b>721</b>	<b>18794</b>	<b>98</b>	<b>1734</b>	<b>56</b>	<b>88</b>	<b>13</b>

## Sunday 20th May - Saturday 26th May 2018

Day	Day Totals	15 Minute Bin Drops				Vehicle Speed							
		00-15	15-30	30-45	45-00	MPH 0	MPH 10	MPH 15	MPH 20	MPH 25	MPH 30	MPH 35	MPH 40
						<10mph	<15mph	<20mph	<25mph	<30mph	<35mph	<40mph	<45mph
Mon	3284	779	818	828	859	16	158	623	1445	849	156	28	4
Tue	3527	838	917	909	863	12	154	627	1527	972	193	27	14
Wed	3461	884	877	849	851	13	143	632	1524	937	169	32	9
Thu	3339	852	827	810	850	14	113	624	1434	940	187	21	4
Fri	3371	856	804	834	877	9	125	611	1570	871	145	28	9
Sat	2449	625	588	569	667	17	99	402	1071	667	144	26	10
Sun	2648	638	690	647	673	14	129	451	1202	672	133	27	10
--	<b>22079</b>	<b>5472</b>	<b>5521</b>	<b>5446</b>	<b>5640</b>	<b>95</b>	<b>921</b>	<b>3970</b>	<b>9773</b>	<b>5908</b>	<b>1127</b>	<b>189</b>	<b>60</b>

X Scheme				
4 Axle Artic	5 Axle Artic	6 Axle Artic	B Double	Double Road Train
1	2	1	0	0
2	1	2	0	0
2	1	2	0	0
1	0	2	0	0
1	1	4	0	0
1	1	0	0	0
0	0	0	0	0
<b>8</b>	<b>6</b>	<b>11</b>	<b>0</b>	<b>0</b>



MPH 45 <50mph	MPH 50 <55mph	MPH 55 <60mph	MPH 60 <65mph	MPH 65 <140mph	>PSL 30	>PSL% 30	>SL1 35 ACPO	>SL1% 35 ACPO	>SL2 45 DFT	>SL2% 45 DFT	P-Tile 85%	Average Speed	Standard deviation
3	0	0	0	2	193	5.877	37	1.127	5	0.152	27.3	23	4.9
1	0	0	0	0	235	6.663	42	1.191	1	0.028	27.7	23.2	4.8
2	0	0	0	0	212	6.125	43	1.242	2	0.058	27.6	23.2	4.7
2	0	0	0	0	214	6.409	27	0.809	2	0.06	27.6	23.2	4.6
3	0	0	0	0	185	5.488	40	1.187	3	0.089	27.2	23.1	4.6
8	3	1	1	0	193	7.881	49	2.001	13	0.531	27.9	23.5	5.2
9	1	0	0	0	180	6.798	47	1.775	10	0.378	27.5	23.2	5
<b>28</b>	<b>4</b>	<b>1</b>	<b>1</b>	<b>2</b>	<b>1412</b>	<b>6.395</b>	<b>285</b>	<b>1.291</b>	<b>36</b>	<b>0.163</b>	<b>27.5</b>	<b>23.2</b>	<b>4.8</b>

# ATC REPORT

Report Id - 1097

Site Name - 03611052-3

Description - CHURCH RD [30MPH] NORTH OF BELVEDERE AVE

Direction - South

## Sunday 20th May - Saturday 26th May 2018

Day	Day Totals	15 Minute Bin Drops				Cycles	Motor Cycles	Car Van	Car Van Towing	Number Vehicle Classes AR			
		00-15	15-30	30-45	45-00					2 Axle Van Lorry	3 Axle Rigid	4 Axle Rigid	3 Axle Artic
Mon	3372	844	789	855	884	77	103	2838	10	307	8	21	6
Tue	3584	983	877	835	889	96	88	3032	7	333	5	12	9
Wed	3667	971	942	873	881	85	111	3077	9	355	11	12	3
Thu	3684	987	913	893	891	43	94	3199	12	309	6	14	3
Fri	3754	896	1023	918	917	66	105	3198	18	332	8	17	3
Sat	2856	730	677	715	734	62	82	2506	2	187	5	10	2
Sun	2821	740	716	640	725	100	90	2509	8	104	1	8	0
--	<b>23738</b>	<b>6151</b>	<b>5937</b>	<b>5729</b>	<b>5921</b>	<b>529</b>	<b>673</b>	<b>20359</b>	<b>66</b>	<b>1927</b>	<b>44</b>	<b>94</b>	<b>26</b>

## Sunday 20th May - Saturday 26th May 2018

Day	Day Totals	15 Minute Bin Drops				Vehicle Speed							
		00-15	15-30	30-45	45-00	MPH 0	MPH 10	MPH 15	MPH 20	MPH 25	MPH 30	MPH 35	MPH 40
		<10mph	<15mph	<20mph	<25mph	<30mph	<35mph	<40mph	<45mph				
Mon	3372	844	789	855	884	28	152	625	1531	839	170	23	3
Tue	3584	983	877	835	889	40	190	640	1628	895	170	16	4
Wed	3667	971	942	873	881	40	170	642	1692	929	166	24	4
Thu	3684	987	913	893	891	31	166	636	1732	917	174	24	4
Fri	3754	896	1023	918	917	22	161	742	1755	886	154	27	6
Sat	2856	730	677	715	734	23	117	497	1297	734	144	30	12
Sun	2821	740	716	640	725	36	118	500	1318	698	118	23	9
--	<b>23738</b>	<b>6151</b>	<b>5937</b>	<b>5729</b>	<b>5921</b>	<b>220</b>	<b>1074</b>	<b>4282</b>	<b>10953</b>	<b>5898</b>	<b>1096</b>	<b>167</b>	<b>42</b>

X Scheme				
4 Axle Artic	5 Axle Artic	6 Axle Artic	B Double	Double Road Train
0	0	2	0	0
0	0	1	0	1
1	2	1	0	0
1	1	2	0	0
3	4	0	0	0
0	0	0	0	0
0	0	1	0	0
<b>5</b>	<b>7</b>	<b>7</b>	<b>0</b>	<b>1</b>



MPH 45 <50mph	MPH 50 <55mph	MPH 55 <60mph	MPH 60 <65mph	MPH 65 <140mph	>PSL 30	>PSL% 30	>SL1 35 ACPO	>SL1% 35 ACPO	>SL2 45 DFT	>SL2% 45 DFT	P-Tile 85%	Average Speed	Standard deviation
1	0	0	0	0	197	5.842	27	0.801	1	0.03	27.5	22.9	4.8
1	0	0	0	0	191	5.329	21	0.586	1	0.028	27.1	22.7	4.8
0	0	0	0	0	194	5.29	28	0.764	0	0	27.2	22.8	4.7
0	0	0	0	0	202	5.483	28	0.76	0	0	27.3	22.9	4.7
1	0	0	0	0	188	5.008	34	0.906	1	0.027	27	22.7	4.6
0	2	0	0	0	188	6.583	44	1.541	2	0.07	27.6	23.1	4.9
1	0	0	0	0	151	5.353	33	1.17	1	0.035	27.2	22.8	4.8
<b>4</b>	<b>2</b>	<b>0</b>	<b>0</b>	<b>0</b>	<b>1311</b>	<b>5.523</b>	<b>215</b>	<b>0.906</b>	<b>6</b>	<b>0.025</b>	<b>27.2</b>	<b>22.8</b>	<b>4.8</b>

# ATC REPORT

Report Id - 1097

Site Name - 03611052-3

Description - CHURCH RD [30MPH] NORTH OF BELVEDERE AVE

Direction - North

20 May 2018

Time	Hourly Totals	15 Minute Bin Drops				Cycles	Motor Cycles	Car Van	Car Van Towing	Number Vehicle Classes AR				
		00-15	15-30	30-45	45-00					2 Axle Van Lorry	3 Axle Rigid	4 Axle Rigid	3 Axle Artic	
0000	43	12	14	8	9	0	0	40	0	3	0	0	0	
0100	33	13	9	6	5	0	0	30	0	3	0	0	0	
0200	17	3	10	1	3	0	0	17	0	0	0	0	0	
0300	12	1	2	4	5	0	0	12	0	0	0	0	0	
0400	20	4	5	6	5	0	2	18	0	0	0	0	0	
0500	10	5	2	0	3	0	1	6	0	3	0	0	0	
0600	20	2	4	11	3	0	0	17	0	3	0	0	0	
0700	45	7	7	15	16	1	3	35	0	6	0	0	0	
0800	68	13	17	15	23	4	1	58	0	5	0	0	0	
0900	181	34	54	45	48	7	1	166	1	5	0	1	0	
1000	181	39	41	47	54	8	2	160	0	11	0	0	0	
1100	225	52	60	60	53	7	4	205	1	7	0	1	0	
1200	223	59	51	51	62	10	7	195	0	9	0	1	1	
1300	206	57	55	46	48	6	3	188	3	5	1	0	0	
1400	205	51	49	48	57	10	5	184	0	3	2	1	0	
1500	199	39	49	58	53	16	5	172	0	5	0	1	0	
1600	195	43	61	47	44	11	9	167	3	3	0	2	0	
1700	185	44	54	48	39	8	2	170	1	3	1	0	0	
1800	177	44	52	41	40	9	8	156	0	3	0	1	0	
1900	161	43	43	35	40	6	10	138	1	5	0	1	0	
2000	110	33	21	29	27	0	5	99	2	3	0	1	0	
2100	59	16	14	11	18	2	8	48	0	1	0	0	0	
2200	45	13	12	9	11	1	1	39	0	3	1	0	0	
2300	28	11	4	6	7	1	0	25	0	2	0	0	0	
<b>07-19</b>	<b>2090</b>	<b>482</b>	<b>550</b>	<b>521</b>	<b>537</b>	<b>97</b>	<b>50</b>	<b>1856</b>	<b>9</b>	<b>65</b>	<b>4</b>	<b>8</b>	<b>1</b>	
<b>06-22</b>	<b>2440</b>	<b>576</b>	<b>632</b>	<b>607</b>	<b>625</b>	<b>105</b>	<b>73</b>	<b>2158</b>	<b>12</b>	<b>77</b>	<b>4</b>	<b>10</b>	<b>1</b>	
<b>06-00</b>	<b>2513</b>	<b>600</b>	<b>648</b>	<b>622</b>	<b>643</b>	<b>107</b>	<b>74</b>	<b>2222</b>	<b>12</b>	<b>82</b>	<b>5</b>	<b>10</b>	<b>1</b>	
<b>16-19</b>	<b>557</b>	<b>131</b>	<b>167</b>	<b>136</b>	<b>123</b>	<b>28</b>	<b>19</b>	<b>493</b>	<b>4</b>	<b>9</b>	<b>1</b>	<b>3</b>	<b>0</b>	
<b>06-09</b>	<b>133</b>	<b>22</b>	<b>28</b>	<b>41</b>	<b>42</b>	<b>5</b>	<b>4</b>	<b>110</b>	<b>0</b>	<b>14</b>	<b>0</b>	<b>0</b>	<b>0</b>	
<b>00-00</b>	<b>2648</b>	<b>638</b>	<b>690</b>	<b>647</b>	<b>673</b>	<b>107</b>	<b>77</b>	<b>2345</b>	<b>12</b>	<b>91</b>	<b>5</b>	<b>10</b>	<b>1</b>	

20 May 2018

Time	Hourly Totals	15 Minute Bin Drops				Vehicle Speed							
		00-15	15-30	30-45	45-00	MPH 0	MPH 10	MPH 15	MPH 20	MPH 25	MPH 30	MPH 35	MPH 40
		<10mph	<15mph	<20mph	<25mph	<30mph	<35mph	<40mph	<45mph				
0000	43	12	14	8	9	0	1	7	21	12	2	0	0
0100	33	13	9	6	5	0	0	3	15	11	2	1	0
0200	17	3	10	1	3	0	0	2	4	5	3	0	2
0300	12	1	2	4	5	0	1	1	2	4	2	2	0
0400	20	4	5	6	5	0	1	0	6	6	3	1	2
0500	10	5	2	0	3	0	0	0	2	5	2	1	0
0600	20	2	4	11	3	0	0	1	4	5	8	2	0
0700	45	7	7	15	16	0	1	2	15	13	9	2	3
0800	68	13	17	15	23	0	2	9	25	27	4	1	0

0900	181	34	54	45	48	2	2	24	89	52	9	3	0
1000	181	39	41	47	54	0	4	36	86	50	4	1	0
1100	225	52	60	60	53	0	7	43	124	44	6	1	0
1200	223	59	51	51	62	2	12	49	112	41	5	0	0
1300	206	57	55	46	48	1	4	43	95	55	7	0	0
1400	205	51	49	48	57	2	17	35	117	29	4	1	0
1500	199	39	49	58	53	0	20	44	75	50	10	0	0
1600	195	43	61	47	44	0	20	31	88	47	6	3	0
1700	185	44	54	48	39	2	12	34	95	35	7	0	0
1800	177	44	52	41	40	3	10	31	71	51	10	0	0
1900	161	43	43	35	40	0	7	24	63	47	15	4	1
2000	110	33	21	29	27	1	3	19	45	36	3	2	0
2100	59	16	14	11	18	0	2	5	19	21	8	2	1
2200	45	13	12	9	11	1	2	3	20	18	0	0	0
2300	28	11	4	6	7	0	1	5	9	8	4	0	1
<b>07-19</b>	<b>2090</b>	<b>482</b>	<b>550</b>	<b>521</b>	<b>537</b>	<b>12</b>	<b>111</b>	<b>381</b>	<b>992</b>	<b>494</b>	<b>81</b>	<b>12</b>	<b>3</b>
<b>06-22</b>	<b>2440</b>	<b>576</b>	<b>632</b>	<b>607</b>	<b>625</b>	<b>13</b>	<b>123</b>	<b>430</b>	<b>1123</b>	<b>603</b>	<b>115</b>	<b>22</b>	<b>5</b>
<b>06-00</b>	<b>2513</b>	<b>600</b>	<b>648</b>	<b>622</b>	<b>643</b>	<b>14</b>	<b>126</b>	<b>438</b>	<b>1152</b>	<b>629</b>	<b>119</b>	<b>22</b>	<b>6</b>
<b>16-19</b>	<b>557</b>	<b>131</b>	<b>167</b>	<b>136</b>	<b>123</b>	<b>5</b>	<b>42</b>	<b>96</b>	<b>254</b>	<b>133</b>	<b>23</b>	<b>3</b>	<b>0</b>
<b>06-09</b>	<b>133</b>	<b>22</b>	<b>28</b>	<b>41</b>	<b>42</b>	<b>0</b>	<b>3</b>	<b>12</b>	<b>44</b>	<b>45</b>	<b>21</b>	<b>5</b>	<b>3</b>
<b>00-00</b>	<b>2648</b>	<b>638</b>	<b>690</b>	<b>647</b>	<b>673</b>	<b>14</b>	<b>129</b>	<b>451</b>	<b>1202</b>	<b>672</b>	<b>133</b>	<b>27</b>	<b>10</b>





0	0	0	0	0	12	6.63	3	1.657	0	0	27.7	23.7	4.3
0	0	0	0	0	5	2.762	1	0.552	0	0	26.2	22.6	3.9
0	0	0	0	0	7	3.111	1	0.444	0	0	26.4	22.4	3.9
2	0	0	0	0	7	3.139	2	0.897	2	0.897	25.8	22.2	4.6
1	0	0	0	0	8	3.883	1	0.485	1	0.485	26.7	22.9	4.2
0	0	0	0	0	5	2.439	1	0.488	0	0	25.4	21.7	4.4
0	0	0	0	0	10	5.025	0	0	0	0	26.7	22	4.9
0	0	0	0	0	9	4.615	3	1.538	0	0	27.2	22.6	4.9
0	0	0	0	0	7	3.784	0	0	0	0	26.1	22.1	4.3
1	0	0	0	0	11	6.215	1	0.565	1	0.565	28	23	5.1
0	0	0	0	0	20	12.42	5	3.106	0	0	29	24.4	5.3
1	0	0	0	0	6	5.455	3	2.727	1	0.909	28.4	23.9	5.2
1	0	0	0	0	12	20.34	4	6.78	1	1.695	30.7	26	6.3
1	0	0	0	0	1	2.222	1	2.222	1	2.222	28.1	23.8	5.6
0	0	0	0	0	5	17.86	1	3.571	0	0	32.9	25.2	6.2
<b>4</b>	<b>0</b>	<b>0</b>	<b>0</b>	<b>0</b>	<b>100</b>	<b>4.785</b>	<b>19</b>	<b>0.909</b>	<b>4</b>	<b>0.191</b>	<b>26.8</b>	<b>22.7</b>	<b>4.6</b>
<b>6</b>	<b>0</b>	<b>0</b>	<b>0</b>	<b>0</b>	<b>148</b>	<b>6.066</b>	<b>33</b>	<b>1.352</b>	<b>6</b>	<b>0.246</b>	<b>27.3</b>	<b>23</b>	<b>4.8</b>
<b>7</b>	<b>0</b>	<b>0</b>	<b>0</b>	<b>0</b>	<b>154</b>	<b>6.128</b>	<b>35</b>	<b>1.393</b>	<b>7</b>	<b>0.279</b>	<b>27.3</b>	<b>23</b>	<b>4.8</b>
<b>1</b>	<b>0</b>	<b>0</b>	<b>0</b>	<b>0</b>	<b>27</b>	<b>4.847</b>	<b>4</b>	<b>0.718</b>	<b>1</b>	<b>0.18</b>	<b>27.2</b>	<b>22.6</b>	<b>4.8</b>
<b>0</b>	<b>0</b>	<b>0</b>	<b>0</b>	<b>0</b>	<b>29</b>	<b>21.8</b>	<b>8</b>	<b>6.015</b>	<b>0</b>	<b>0</b>	<b>31</b>	<b>26.1</b>	<b>5.6</b>
<b>9</b>	<b>1</b>	<b>0</b>	<b>0</b>	<b>0</b>	<b>180</b>	<b>6.798</b>	<b>47</b>	<b>1.775</b>	<b>10</b>	<b>0.378</b>	<b>27.5</b>	<b>23.2</b>	<b>5</b>

# ATC REPORT

Report Id - 1097

Site Name - 03611052-3

Description - CHURCH RD [30MPH] NORTH OF BELVEDERE AVE

Direction - South

20 May 2018

Time	Hourly Totals	15 Minute Bin Drops				Cycles	Motor Cycles	Car Van	Car Van Towing	Number Vehicle Classes AR				
		00-15	15-30	30-45	45-00					2 Axle Van Lorry	3 Axle Rigid	4 Axle Rigid	3 Axle Artic	
0000	55	12	17	18	8	0	2	50	0	3	0	0	0	
0100	21	5	8	5	3	0	0	20	0	1	0	0	0	
0200	18	6	6	2	4	0	1	17	0	0	0	0	0	
0300	8	3	2	1	2	0	0	7	0	1	0	0	0	
0400	8	1	5	2	0	0	1	7	0	0	0	0	0	
0500	12	1	2	3	6	0	0	11	0	1	0	0	0	
0600	16	1	0	9	6	1	0	13	0	2	0	0	0	
0700	56	19	13	10	14	4	2	43	0	7	0	0	0	
0800	118	20	12	28	58	9	3	104	0	2	0	0	0	
0900	176	29	41	53	53	13	2	155	0	6	0	0	0	
1000	226	65	55	45	61	6	2	209	0	8	0	1	0	
1100	245	83	66	32	64	14	6	214	1	8	0	2	0	
1200	280	70	75	69	66	11	6	253	2	6	1	1	0	
1300	237	72	57	51	57	6	7	213	4	7	0	0	0	
1400	239	60	58	60	61	10	2	220	0	5	0	2	0	
1500	163	39	49	46	29	12	4	139	0	7	0	0	0	
1600	187	45	47	35	60	4	8	168	0	6	0	1	0	
1700	211	59	58	52	42	7	6	191	1	6	0	0	0	
1800	169	43	45	38	43	2	6	158	0	2	0	1	0	
1900	152	45	42	33	32	1	11	134	0	6	0	0	0	
2000	96	19	28	16	33	0	7	84	0	5	0	0	0	
2100	60	23	12	16	9	0	9	45	0	6	0	0	0	
2200	44	12	10	13	9	0	4	35	0	5	0	0	0	
2300	24	8	8	3	5	0	1	19	0	4	0	0	0	
<b>07-19</b>	<b>2307</b>	<b>604</b>	<b>576</b>	<b>519</b>	<b>608</b>	<b>98</b>	<b>54</b>	<b>2067</b>	<b>8</b>	<b>70</b>	<b>1</b>	<b>8</b>	<b>0</b>	
<b>06-22</b>	<b>2631</b>	<b>692</b>	<b>658</b>	<b>593</b>	<b>688</b>	<b>100</b>	<b>81</b>	<b>2343</b>	<b>8</b>	<b>89</b>	<b>1</b>	<b>8</b>	<b>0</b>	
<b>06-00</b>	<b>2699</b>	<b>712</b>	<b>676</b>	<b>609</b>	<b>702</b>	<b>100</b>	<b>86</b>	<b>2397</b>	<b>8</b>	<b>98</b>	<b>1</b>	<b>8</b>	<b>0</b>	
<b>16-19</b>	<b>567</b>	<b>147</b>	<b>150</b>	<b>125</b>	<b>145</b>	<b>13</b>	<b>20</b>	<b>517</b>	<b>1</b>	<b>14</b>	<b>0</b>	<b>2</b>	<b>0</b>	
<b>06-09</b>	<b>190</b>	<b>40</b>	<b>25</b>	<b>47</b>	<b>78</b>	<b>14</b>	<b>5</b>	<b>160</b>	<b>0</b>	<b>11</b>	<b>0</b>	<b>0</b>	<b>0</b>	
<b>00-00</b>	<b>2821</b>	<b>740</b>	<b>716</b>	<b>640</b>	<b>725</b>	<b>100</b>	<b>90</b>	<b>2509</b>	<b>8</b>	<b>104</b>	<b>1</b>	<b>8</b>	<b>0</b>	

20 May 2018

Time	Hourly Totals	15 Minute Bin Drops				Vehicle Speed							
		00-15	15-30	30-45	45-00	MPH 0	MPH 10	MPH 15	MPH 20	MPH 25	MPH 30	MPH 35	MPH 40
						<10mph	<15mph	<20mph	<25mph	<30mph	<35mph	<40mph	<45mph
0000	55	12	17	18	8	0	1	9	26	14	3	2	0
0100	21	5	8	5	3	0	0	1	10	8	2	0	0
0200	18	6	6	2	4	0	0	1	9	3	3	1	0
0300	8	3	2	1	2	0	1	0	2	2	3	0	0
0400	8	1	5	2	0	0	0	0	2	4	1	0	1
0500	12	1	2	3	6	0	0	1	3	8	0	0	0
0600	16	1	0	9	6	0	0	1	4	8	2	1	0
0700	56	19	13	10	14	0	4	4	12	27	8	0	1
0800	118	20	12	28	58	4	6	17	44	41	5	1	0

0900	176	29	41	53	53	6	7	12	93	53	4	1	0
1000	226	65	55	45	61	1	7	34	99	74	10	1	0
1100	245	83	66	32	64	3	19	42	121	55	5	0	0
1200	280	70	75	69	66	4	13	65	125	60	11	1	1
1300	237	72	57	51	57	3	7	59	119	44	5	0	0
1400	239	60	58	60	61	5	12	52	124	41	5	0	0
1500	163	39	49	46	29	5	12	32	79	30	5	0	0
1600	187	45	47	35	60	3	8	41	93	36	5	1	0
1700	211	59	58	52	42	2	10	40	103	48	7	0	1
1800	169	43	45	38	43	0	5	30	77	46	8	3	0
1900	152	45	42	33	32	0	2	27	67	44	6	4	2
2000	96	19	28	16	33	0	2	11	39	31	11	2	0
2100	60	23	12	16	9	0	1	9	32	10	3	2	3
2200	44	12	10	13	9	0	1	8	25	4	4	2	0
2300	24	8	8	3	5	0	0	4	10	7	2	1	0
<b>07-19</b>	<b>2307</b>	<b>604</b>	<b>576</b>	<b>519</b>	<b>608</b>	<b>36</b>	<b>110</b>	<b>428</b>	<b>1089</b>	<b>555</b>	<b>78</b>	<b>8</b>	<b>3</b>
<b>06-22</b>	<b>2631</b>	<b>692</b>	<b>658</b>	<b>593</b>	<b>688</b>	<b>36</b>	<b>115</b>	<b>476</b>	<b>1231</b>	<b>648</b>	<b>100</b>	<b>17</b>	<b>8</b>
<b>06-00</b>	<b>2699</b>	<b>712</b>	<b>676</b>	<b>609</b>	<b>702</b>	<b>36</b>	<b>116</b>	<b>488</b>	<b>1266</b>	<b>659</b>	<b>106</b>	<b>20</b>	<b>8</b>
<b>16-19</b>	<b>567</b>	<b>147</b>	<b>150</b>	<b>125</b>	<b>145</b>	<b>5</b>	<b>23</b>	<b>111</b>	<b>273</b>	<b>130</b>	<b>20</b>	<b>4</b>	<b>1</b>
<b>06-09</b>	<b>190</b>	<b>40</b>	<b>25</b>	<b>47</b>	<b>78</b>	<b>4</b>	<b>10</b>	<b>22</b>	<b>60</b>	<b>76</b>	<b>15</b>	<b>2</b>	<b>1</b>
<b>00-00</b>	<b>2821</b>	<b>740</b>	<b>716</b>	<b>640</b>	<b>725</b>	<b>36</b>	<b>118</b>	<b>500</b>	<b>1318</b>	<b>698</b>	<b>118</b>	<b>23</b>	<b>9</b>

<b>X Scheme</b>				
<b>4 Axle Artic</b>	<b>5 Axle Artic</b>	<b>6 Axle Artic</b>	<b>B Double</b>	<b>Double Road Train</b>
0	0	0	0	0
0	0	0	0	0
0	0	0	0	0
0	0	0	0	0
0	0	0	0	0
0	0	0	0	0
0	0	0	0	0
0	0	0	0	0
0	0	0	0	0
0	0	0	0	0
0	0	0	0	0
0	0	0	0	0
0	0	0	0	0
0	0	0	0	0
0	0	0	0	0
0	0	0	0	0
0	0	0	0	0
0	0	0	0	0
0	0	0	0	0
0	0	1	0	0
0	0	0	0	0
0	0	0	0	0
0	0	0	0	0
0	0	0	0	0
0	0	0	0	0
0	0	0	0	0
0	0	0	0	0
0	0	0	0	0
0	0	0	0	0
0	0	0	0	0
<b>0</b>	<b>0</b>	<b>1</b>	<b>0</b>	<b>0</b>
<b>0</b>	<b>0</b>	<b>1</b>	<b>0</b>	<b>0</b>
<b>0</b>	<b>0</b>	<b>1</b>	<b>0</b>	<b>0</b>
<b>0</b>	<b>0</b>	<b>0</b>	<b>0</b>	<b>0</b>
<b>0</b>	<b>0</b>	<b>0</b>	<b>0</b>	<b>0</b>
<b>0</b>	<b>0</b>	<b>1</b>	<b>0</b>	<b>0</b>

<b>MPH 45</b>	<b>MPH 50</b>	<b>MPH 55</b>	<b>MPH 60</b>	<b>MPH 65</b>	<b>&gt;PSL 30</b>	<b>&gt;PSL% 30</b>	<b>&gt;SL1 35 ACPO</b>	<b>&gt;SL1% 35 ACPO</b>	<b>&gt;SL2 45 DFT</b>	<b>&gt;SL2% 45 DFT</b>	<b>P-Tile 85%</b>	<b>Average Speed</b>	<b>Standard deviation</b>
<50mph	<55mph	<60mph	<65mph	<140mph									
0	0	0	0	0	5	9.091	2	3.636	0	0	28.6	24	4.8
0	0	0	0	0	2	9.524	0	0	0	0	29.5	25.4	3.8
1	0	0	0	0	5	27.78	2	11.11	1	5.556	34.6	27	7.3
0	0	0	0	0	3	37.5	0	0	0	0	-	26.6	6.3
0	0	0	0	0	2	25	1	12.5	0	0	-	28.4	6.3
0	0	0	0	0	0	0	0	0	0	0	29.4	25.8	3.5
0	0	0	0	0	3	18.75	1	6.25	0	0	30.4	26.2	4.6
0	0	0	0	0	9	16.07	1	1.786	0	0	30.1	25.5	6
0	0	0	0	0	6	5.085	1	0.847	0	0	28	23	5.2

0	0	0	0	0	5	2.841	1	0.568	0	0	27.2	23.1	4.6
0	0	0	0	0	11	4.867	1	0.442	0	0	27.6	23.3	4.4
0	0	0	0	0	5	2.041	0	0	0	0	26	21.9	4.5
0	0	0	0	0	13	4.643	2	0.714	0	0	26.4	22	4.7
0	0	0	0	0	5	2.11	0	0	0	0	25.9	22	4
0	0	0	0	0	5	2.092	0	0	0	0	26.1	21.7	4.7
0	0	0	0	0	5	3.067	0	0	0	0	26.1	21.7	5
0	0	0	0	0	6	3.209	1	0.535	0	0	26.3	22	4.5
0	0	0	0	0	8	3.791	1	0.474	0	0	26.7	22.5	4.5
0	0	0	0	0	11	6.509	3	1.775	0	0	27.5	23.4	4.6
0	0	0	0	0	12	7.895	6	3.947	0	0	28.3	24.1	5
0	0	0	0	0	13	13.54	2	2.083	0	0	29.2	24.5	4.8
0	0	0	0	0	8	13.33	5	8.333	0	0	29.5	24.5	6.3
0	0	0	0	0	6	13.64	2	4.545	0	0	29.8	23.6	5.5
0	0	0	0	0	3	12.5	1	4.167	0	0	29.5	24.7	5
<b>0</b>	<b>0</b>	<b>0</b>	<b>0</b>	<b>0</b>	<b>89</b>	<b>3.858</b>	<b>11</b>	<b>0.477</b>	<b>0</b>	<b>0</b>	<b>26.7</b>	<b>22.4</b>	<b>4.7</b>
<b>0</b>	<b>0</b>	<b>0</b>	<b>0</b>	<b>0</b>	<b>125</b>	<b>4.751</b>	<b>25</b>	<b>0.95</b>	<b>0</b>	<b>0</b>	<b>27.1</b>	<b>22.7</b>	<b>4.8</b>
<b>0</b>	<b>0</b>	<b>0</b>	<b>0</b>	<b>0</b>	<b>134</b>	<b>4.965</b>	<b>28</b>	<b>1.037</b>	<b>0</b>	<b>0</b>	<b>27.1</b>	<b>22.7</b>	<b>4.8</b>
<b>0</b>	<b>0</b>	<b>0</b>	<b>0</b>	<b>0</b>	<b>25</b>	<b>4.409</b>	<b>5</b>	<b>0.882</b>	<b>0</b>	<b>0</b>	<b>26.8</b>	<b>22.6</b>	<b>4.6</b>
<b>0</b>	<b>0</b>	<b>0</b>	<b>0</b>	<b>0</b>	<b>18</b>	<b>9.474</b>	<b>3</b>	<b>1.579</b>	<b>0</b>	<b>0</b>	<b>28.9</b>	<b>24</b>	<b>5.5</b>
<b>1</b>	<b>0</b>	<b>0</b>	<b>0</b>	<b>0</b>	<b>151</b>	<b>5.353</b>	<b>33</b>	<b>1.17</b>	<b>1</b>	<b>0.035</b>	<b>27.2</b>	<b>22.8</b>	<b>4.8</b>

# ATC REPORT

Report Id - 1097

Site Name - 03611052-3

Description - CHURCH RD [30MPH] NORTH OF BELVEDERE AVE

Direction - North

## 21 May 2018

Time	Hourly Totals	15 Minute Bin Drops				Cycles	Motor Cycles	Car Van	Car Van Towing	Number Vehicle Classes AR				
		00-15	15-30	30-45	45-00					2 Axle Van Lorry	3 Axle Rigid	4 Axle Rigid	3 Axle Artic	
0000	13	1	5	7	0	0	0	10	0	3	0	0	0	
0100	11	5	2	3	1	0	1	8	0	2	0	0	0	
0200	4	1	0	1	2	0	0	4	0	0	0	0	0	
0300	2	0	1	1	0	0	1	1	0	0	0	0	0	
0400	9	1	3	2	3	0	0	5	0	3	1	0	0	
0500	31	6	5	6	14	1	0	26	0	4	0	0	0	
0600	176	19	32	54	71	8	6	134	1	26	1	0	0	
0700	342	68	92	93	89	15	11	280	3	29	2	2	0	
0800	348	83	90	94	81	6	12	294	2	30	3	1	0	
0900	229	63	53	56	57	0	8	186	0	31	0	2	0	
1000	176	46	48	43	39	3	2	141	0	27	1	1	1	
1100	173	35	52	40	46	4	6	140	0	22	1	0	0	
1200	172	44	41	44	43	7	7	133	2	22	1	0	0	
1300	162	33	49	45	35	4	7	134	0	15	0	2	0	
1400	167	37	44	37	49	4	5	136	0	20	0	2	0	
1500	190	44	38	56	52	4	5	163	2	12	2	1	0	
1600	203	63	35	50	55	3	3	175	2	19	1	0	0	
1700	256	63	66	60	67	11	6	226	2	9	1	0	1	
1800	218	62	53	46	57	5	9	192	2	9	0	0	0	
1900	151	34	44	33	40	5	12	127	0	7	0	0	0	
2000	95	28	23	20	24	4	12	78	0	1	0	0	0	
2100	84	21	23	21	19	2	5	73	0	3	0	1	0	
2200	51	19	10	9	13	1	2	44	0	4	0	0	0	
2300	21	3	9	7	2	0	1	17	0	3	0	0	0	
<b>07-19</b>	<b>2636</b>	<b>641</b>	<b>661</b>	<b>664</b>	<b>670</b>	<b>66</b>	<b>81</b>	<b>2200</b>	<b>15</b>	<b>245</b>	<b>12</b>	<b>11</b>	<b>2</b>	
<b>06-22</b>	<b>3142</b>	<b>743</b>	<b>783</b>	<b>792</b>	<b>824</b>	<b>85</b>	<b>116</b>	<b>2612</b>	<b>16</b>	<b>282</b>	<b>13</b>	<b>12</b>	<b>2</b>	
<b>06-00</b>	<b>3214</b>	<b>765</b>	<b>802</b>	<b>808</b>	<b>839</b>	<b>86</b>	<b>119</b>	<b>2673</b>	<b>16</b>	<b>289</b>	<b>13</b>	<b>12</b>	<b>2</b>	
<b>16-19</b>	<b>677</b>	<b>188</b>	<b>154</b>	<b>156</b>	<b>179</b>	<b>19</b>	<b>18</b>	<b>593</b>	<b>6</b>	<b>37</b>	<b>2</b>	<b>0</b>	<b>1</b>	
<b>06-09</b>	<b>866</b>	<b>170</b>	<b>214</b>	<b>241</b>	<b>241</b>	<b>29</b>	<b>29</b>	<b>708</b>	<b>6</b>	<b>85</b>	<b>6</b>	<b>3</b>	<b>0</b>	
<b>00-00</b>	<b>3284</b>	<b>779</b>	<b>818</b>	<b>828</b>	<b>859</b>	<b>87</b>	<b>121</b>	<b>2727</b>	<b>16</b>	<b>301</b>	<b>14</b>	<b>12</b>	<b>2</b>	

## 20 May 2018

Time	Hourly Totals	15 Minute Bin Drops				Vehicle Speed							
		00-15	15-30	30-45	45-00	MPH 0	MPH 10	MPH 15	MPH 20	MPH 25	MPH 30	MPH 35	MPH 40
						<10mph	<15mph	<20mph	<25mph	<30mph	<35mph	<40mph	<45mph
0000	13	1	5	7	0	0	0	2	2	7	1	0	0
0100	11	5	2	3	1	0	0	1	5	3	1	1	0
0200	4	1	0	1	2	0	0	1	1	1	0	1	0
0300	2	0	1	1	0	0	0	0	0	0	2	0	0
0400	9	1	3	2	3	0	0	1	2	3	3	0	0
0500	31	6	5	6	14	1	1	2	4	15	3	5	0
0600	176	19	32	54	71	0	3	15	57	69	29	1	1
0700	342	68	92	93	89	4	21	67	146	88	15	1	0
0800	348	83	90	94	81	3	21	64	154	94	10	2	0

0900	229	63	53	56	57	0	4	36	106	65	15	2	1
1000	176	46	48	43	39	0	7	32	79	51	6	1	0
1100	173	35	52	40	46	0	9	24	86	46	6	2	0
1200	172	44	41	44	43	0	15	35	83	35	1	3	0
1300	162	33	49	45	35	1	6	38	76	35	5	1	0
1400	167	37	44	37	49	1	13	34	76	34	9	0	0
1500	190	44	38	56	52	2	12	36	91	46	3	0	0
1600	203	63	35	50	55	0	9	40	103	44	6	1	0
1700	256	63	66	60	67	2	20	61	110	50	11	2	0
1800	218	62	53	46	57	0	6	60	83	53	12	3	0
1900	151	34	44	33	40	0	3	34	61	42	9	1	1
2000	95	28	23	20	24	0	3	15	42	28	4	0	1
2100	84	21	23	21	19	2	3	12	47	17	2	1	0
2200	51	19	10	9	13	0	0	10	28	10	3	0	0
2300	21	3	9	7	2	0	2	3	3	13	0	0	0
<b>07-19</b>	<b>2636</b>	<b>641</b>	<b>661</b>	<b>664</b>	<b>670</b>	<b>13</b>	<b>143</b>	<b>527</b>	<b>1193</b>	<b>641</b>	<b>99</b>	<b>18</b>	<b>1</b>
<b>06-22</b>	<b>3142</b>	<b>743</b>	<b>783</b>	<b>792</b>	<b>824</b>	<b>15</b>	<b>155</b>	<b>603</b>	<b>1400</b>	<b>797</b>	<b>143</b>	<b>21</b>	<b>4</b>
<b>06-00</b>	<b>3214</b>	<b>765</b>	<b>802</b>	<b>808</b>	<b>839</b>	<b>15</b>	<b>157</b>	<b>616</b>	<b>1431</b>	<b>820</b>	<b>146</b>	<b>21</b>	<b>4</b>
<b>16-19</b>	<b>677</b>	<b>188</b>	<b>154</b>	<b>156</b>	<b>179</b>	<b>2</b>	<b>35</b>	<b>161</b>	<b>296</b>	<b>147</b>	<b>29</b>	<b>6</b>	<b>0</b>
<b>06-09</b>	<b>866</b>	<b>170</b>	<b>214</b>	<b>241</b>	<b>241</b>	<b>7</b>	<b>45</b>	<b>146</b>	<b>357</b>	<b>251</b>	<b>54</b>	<b>4</b>	<b>1</b>
<b>00-00</b>	<b>3284</b>	<b>779</b>	<b>818</b>	<b>828</b>	<b>859</b>	<b>16</b>	<b>158</b>	<b>623</b>	<b>1445</b>	<b>849</b>	<b>156</b>	<b>28</b>	<b>4</b>

X Scheme				
4 Axle Artic	5 Axle Artic	6 Axle Artic	B Double	Double Road Train
0	0	0	0	0
0	0	0	0	0
0	0	0	0	0
0	0	0	0	0
0	0	0	0	0
0	0	0	0	0
0	0	0	0	0
0	0	0	0	0
0	0	0	0	0
0	0	0	0	0
0	0	0	0	0
1	1	0	0	0
0	0	0	0	0
0	0	0	0	0
0	0	0	0	0
0	0	0	0	0
0	0	0	0	0
0	1	0	0	0
0	0	0	0	0
0	0	0	0	0
0	0	1	0	0
0	0	0	0	0
0	0	0	0	0
0	0	0	0	0
0	0	0	0	0
0	0	0	0	0
0	0	0	0	0
1	2	1	0	0
1	2	1	0	0
1	2	1	0	0
0	0	1	0	0
0	0	0	0	0
1	2	1	0	0

MPH 45	MPH 50	MPH 55	MPH 60	MPH 65	>PSL 30	>PSL% 30	>SL1 35 ACPO	>SL1% 35 ACPO	>SL2 45 DFT	>SL2% 45 DFT	P-Tile 85%	Average Speed	Standard deviation
0	0	0	0	1	2	15.38	1	7.692	1	7.692	30.3	28	13.3
0	0	0	0	0	2	18.18	1	9.091	0	0	32.4	25.4	5.2
0	0	0	0	0	1	25	1	25	0	0	-	25.6	8.1
0	0	0	0	0	2	100	0	0	0	0	-	32.9	2.5
0	0	0	0	0	3	33.33	0	0	0	0	-	27.1	4.6
0	0	0	0	0	8	25.81	5	16.13	0	0	36	27.4	6.5
1	0	0	0	0	32	18.18	3	1.705	1	0.568	30.5	25.9	4.9
0	0	0	0	0	16	4.678	1	0.292	0	0	26.7	22.5	4.9
0	0	0	0	0	12	3.448	2	0.575	0	0	26.9	22.5	4.7



0	0	0	0	0	18	7.86	3	1.31	0	0	28	23.8	4.4
0	0	0	0	0	7	3.977	1	0.568	0	0	27.2	23	4.2
0	0	0	0	0	8	4.624	2	1.156	0	0	27.3	23.1	4.4
0	0	0	0	0	4	2.326	3	1.744	0	0	26.3	22	4.5
0	0	0	0	0	6	3.704	1	0.617	0	0	26.7	22.4	4.5
0	0	0	0	0	9	5.389	0	0	0	0	26.9	22.3	4.7
0	0	0	0	0	3	1.579	0	0	0	0	26.9	22.2	4.4
0	0	0	0	0	7	3.448	1	0.493	0	0	26.9	22.5	4.3
0	0	0	0	0	13	5.078	2	0.781	0	0	26.5	22	4.9
0	0	0	0	1	16	7.339	4	1.835	1	0.459	27.1	23.1	6.1
0	0	0	0	0	11	7.285	2	1.325	0	0	27.5	23.4	4.7
2	0	0	0	0	7	7.368	3	3.158	2	2.105	27.7	23.9	5.7
0	0	0	0	0	3	3.571	1	1.19	0	0	26.6	22.7	4.6
0	0	0	0	0	3	5.882	0	0	0	0	28.6	23.5	4
0	0	0	0	0	0	0	0	0	0	0	28	23.8	4.8
<b>0</b>	<b>0</b>	<b>0</b>	<b>0</b>	<b>1</b>	<b>119</b>	<b>4.514</b>	<b>20</b>	<b>0.759</b>	<b>1</b>	<b>0.038</b>	<b>26.9</b>	<b>22.6</b>	<b>4.7</b>
<b>3</b>	<b>0</b>	<b>0</b>	<b>0</b>	<b>1</b>	<b>172</b>	<b>5.474</b>	<b>29</b>	<b>0.923</b>	<b>4</b>	<b>0.127</b>	<b>27.2</b>	<b>22.9</b>	<b>4.8</b>
<b>3</b>	<b>0</b>	<b>0</b>	<b>0</b>	<b>1</b>	<b>175</b>	<b>5.445</b>	<b>29</b>	<b>0.902</b>	<b>4</b>	<b>0.124</b>	<b>27.2</b>	<b>22.9</b>	<b>4.8</b>
<b>0</b>	<b>0</b>	<b>0</b>	<b>0</b>	<b>1</b>	<b>36</b>	<b>5.318</b>	<b>7</b>	<b>1.034</b>	<b>1</b>	<b>0.148</b>	<b>26.8</b>	<b>22.5</b>	<b>5.2</b>
<b>1</b>	<b>0</b>	<b>0</b>	<b>0</b>	<b>0</b>	<b>60</b>	<b>6.928</b>	<b>6</b>	<b>0.693</b>	<b>1</b>	<b>0.115</b>	<b>27.7</b>	<b>23.2</b>	<b>5</b>
<b>3</b>	<b>0</b>	<b>0</b>	<b>0</b>	<b>2</b>	<b>193</b>	<b>5.877</b>	<b>37</b>	<b>1.127</b>	<b>5</b>	<b>0.152</b>	<b>27.3</b>	<b>23</b>	<b>4.9</b>

# ATC REPORT

Report Id - 1097

Site Name - 03611052-3

Description - CHURCH RD [30MPH] NORTH OF BELVEDERE AVE

Direction - South

21 May 2018

Time	Hourly Totals	15 Minute Bin Drops				Cycles	Motor Cycles	Car Van	Car Van Towing	Number Vehicle Classes AR				
		00-15	15-30	30-45	45-00					2 Axle Van Lorry	3 Axle Rigid	4 Axle Rigid	3 Axle Artic	
0000	17	6	5	3	3	0	2	12	0	3	0	0	0	
0100	6	2	3	0	1	0	0	4	0	2	0	0	0	
0200	2	1	0	0	1	0	1	1	0	0	0	0	0	
0300	8	3	2	3	0	0	0	7	0	1	0	0	0	
0400	7	1	0	3	3	0	0	6	0	1	0	0	0	
0500	13	2	4	1	6	0	0	8	0	4	0	0	1	
0600	81	12	16	24	29	1	0	65	0	13	0	0	2	
0700	249	44	47	59	99	10	2	215	1	17	2	0	1	
0800	262	77	80	54	51	4	5	234	1	14	2	2	0	
0900	217	53	52	55	57	5	4	177	1	26	0	4	0	
1000	192	47	46	43	56	5	3	151	0	28	0	5	0	
1100	185	44	42	55	44	2	4	155	0	21	0	3	0	
1200	178	46	45	42	45	3	2	146	0	24	1	2	0	
1300	191	53	45	50	43	3	3	158	1	25	1	0	0	
1400	197	43	42	43	69	0	3	170	0	23	0	1	0	
1500	248	67	57	67	57	2	4	213	0	24	1	2	2	
1600	269	66	52	74	77	3	11	229	1	25	0	0	0	
1700	327	83	83	83	78	12	12	281	2	17	1	1	0	
1800	288	81	66	65	76	11	15	246	2	13	0	1	0	
1900	172	45	34	55	38	8	15	141	0	8	0	0	0	
2000	113	33	28	28	24	8	6	92	1	6	0	0	0	
2100	75	18	20	25	12	0	7	63	0	5	0	0	0	
2200	45	10	10	14	11	0	4	38	0	3	0	0	0	
2300	30	7	10	9	4	0	0	26	0	4	0	0	0	
<b>07-19</b>	<b>2803</b>	<b>704</b>	<b>657</b>	<b>690</b>	<b>752</b>	<b>60</b>	<b>68</b>	<b>2375</b>	<b>9</b>	<b>257</b>	<b>8</b>	<b>21</b>	<b>3</b>	
<b>06-22</b>	<b>3244</b>	<b>812</b>	<b>755</b>	<b>822</b>	<b>855</b>	<b>77</b>	<b>96</b>	<b>2736</b>	<b>10</b>	<b>289</b>	<b>8</b>	<b>21</b>	<b>5</b>	
<b>06-00</b>	<b>3319</b>	<b>829</b>	<b>775</b>	<b>845</b>	<b>870</b>	<b>77</b>	<b>100</b>	<b>2800</b>	<b>10</b>	<b>296</b>	<b>8</b>	<b>21</b>	<b>5</b>	
<b>16-19</b>	<b>884</b>	<b>230</b>	<b>201</b>	<b>222</b>	<b>231</b>	<b>26</b>	<b>38</b>	<b>756</b>	<b>5</b>	<b>55</b>	<b>1</b>	<b>2</b>	<b>0</b>	
<b>06-09</b>	<b>592</b>	<b>133</b>	<b>143</b>	<b>137</b>	<b>179</b>	<b>15</b>	<b>7</b>	<b>514</b>	<b>2</b>	<b>44</b>	<b>4</b>	<b>2</b>	<b>3</b>	
<b>00-00</b>	<b>3372</b>	<b>844</b>	<b>789</b>	<b>855</b>	<b>884</b>	<b>77</b>	<b>103</b>	<b>2838</b>	<b>10</b>	<b>307</b>	<b>8</b>	<b>21</b>	<b>6</b>	

21 May 2018

Time	Hourly Totals	15 Minute Bin Drops				Vehicle Speed							
		00-15	15-30	30-45	45-00	MPH 0	MPH 10	MPH 15	MPH 20	MPH 25	MPH 30	MPH 35	MPH 40
		<10mph	<15mph	<20mph	<25mph	<30mph	<35mph	<40mph	<45mph				
0000	17	6	5	3	3	0	0	6	4	3	4	0	0
0100	6	2	3	0	1	0	0	1	4	1	0	0	0
0200	2	1	0	0	1	0	0	0	0	1	1	0	0
0300	8	3	2	3	0	0	0	2	2	1	2	0	1
0400	7	1	0	3	3	0	0	0	2	4	1	0	0
0500	13	2	4	1	6	0	1	1	4	5	1	1	0
0600	81	12	16	24	29	1	5	12	22	29	11	1	0
0700	249	44	47	59	99	4	17	41	114	63	10	0	0
0800	262	77	80	54	51	1	16	60	119	55	11	0	0

0900	217	53	52	55	57	1	12	32	110	56	6	0	0
1000	192	47	46	43	56	1	6	33	82	58	11	1	0
1100	185	44	42	55	44	0	9	36	92	42	6	0	0
1200	178	46	45	42	45	2	16	27	77	47	8	0	0
1300	191	53	45	50	43	4	8	33	104	31	9	2	0
1400	197	43	42	43	69	0	6	50	91	43	6	1	0
1500	248	67	57	67	57	1	12	54	126	45	10	0	0
1600	269	66	52	74	77	3	8	42	132	67	14	3	0
1700	327	83	83	83	78	3	11	65	135	96	15	2	0
1800	288	81	66	65	76	2	8	55	129	75	12	7	0
1900	172	45	34	55	38	1	11	34	70	40	15	1	0
2000	113	33	28	28	24	4	2	18	47	34	7	0	1
2100	75	18	20	25	12	0	2	14	30	23	4	1	1
2200	45	10	10	14	11	0	1	6	23	10	3	2	0
2300	30	7	10	9	4	0	1	3	12	10	3	1	0
<b>07-19</b>	<b>2803</b>	<b>704</b>	<b>657</b>	<b>690</b>	<b>752</b>	<b>22</b>	<b>129</b>	<b>528</b>	<b>1311</b>	<b>678</b>	<b>118</b>	<b>16</b>	<b>0</b>
<b>06-22</b>	<b>3244</b>	<b>812</b>	<b>755</b>	<b>822</b>	<b>855</b>	<b>28</b>	<b>149</b>	<b>606</b>	<b>1480</b>	<b>804</b>	<b>155</b>	<b>19</b>	<b>2</b>
<b>06-00</b>	<b>3319</b>	<b>829</b>	<b>775</b>	<b>845</b>	<b>870</b>	<b>28</b>	<b>151</b>	<b>615</b>	<b>1515</b>	<b>824</b>	<b>161</b>	<b>22</b>	<b>2</b>
<b>16-19</b>	<b>884</b>	<b>230</b>	<b>201</b>	<b>222</b>	<b>231</b>	<b>8</b>	<b>27</b>	<b>162</b>	<b>396</b>	<b>238</b>	<b>41</b>	<b>12</b>	<b>0</b>
<b>06-09</b>	<b>592</b>	<b>133</b>	<b>143</b>	<b>137</b>	<b>179</b>	<b>6</b>	<b>38</b>	<b>113</b>	<b>255</b>	<b>147</b>	<b>32</b>	<b>1</b>	<b>0</b>
<b>00-00</b>	<b>3372</b>	<b>844</b>	<b>789</b>	<b>855</b>	<b>884</b>	<b>28</b>	<b>152</b>	<b>625</b>	<b>1531</b>	<b>839</b>	<b>170</b>	<b>23</b>	<b>3</b>



0	0	0	0	0	6	2.765	0	0	0	0	27.2	22.8	4.2
0	0	0	0	0	12	6.25	1	0.521	0	0	27.5	23.2	4.5
0	0	0	0	0	6	3.243	0	0	0	0	25.9	22.5	4
1	0	0	0	0	9	5.056	1	0.562	1	0.562	27.3	22.5	5.2
0	0	0	0	0	11	5.759	2	1.047	0	0	26.2	22.2	4.7
0	0	0	0	0	7	3.553	1	0.508	0	0	26.9	22.4	4.4
0	0	0	0	0	10	4.032	0	0	0	0	26.1	22.2	4.2
0	0	0	0	0	17	6.32	3	1.115	0	0	27.9	23.3	4.7
0	0	0	0	0	17	5.199	2	0.612	0	0	27.7	23	4.7
0	0	0	0	0	19	6.597	7	2.431	0	0	27.8	23.3	4.8
0	0	0	0	0	16	9.302	1	0.581	0	0	28.5	22.8	5.3
0	0	0	0	0	8	7.08	1	0.885	0	0	28.8	23.4	5.5
0	0	0	0	0	6	8	2	2.667	0	0	28.9	23.6	5.2
0	0	0	0	0	5	11.11	2	4.444	0	0	29.5	24.3	5.1
0	0	0	0	0	4	13.33	1	3.333	0	0	30.3	24.8	4.9
<b>1</b>	<b>0</b>	<b>0</b>	<b>0</b>	<b>0</b>	<b>135</b>	<b>4.816</b>	<b>17</b>	<b>0.606</b>	<b>1</b>	<b>0.036</b>	<b>27.1</b>	<b>22.7</b>	<b>4.6</b>
<b>1</b>	<b>0</b>	<b>0</b>	<b>0</b>	<b>0</b>	<b>177</b>	<b>5.456</b>	<b>22</b>	<b>0.678</b>	<b>1</b>	<b>0.031</b>	<b>27.3</b>	<b>22.8</b>	<b>4.7</b>
<b>1</b>	<b>0</b>	<b>0</b>	<b>0</b>	<b>0</b>	<b>186</b>	<b>5.604</b>	<b>25</b>	<b>0.753</b>	<b>1</b>	<b>0.03</b>	<b>27.5</b>	<b>22.8</b>	<b>4.8</b>
<b>0</b>	<b>0</b>	<b>0</b>	<b>0</b>	<b>0</b>	<b>53</b>	<b>5.995</b>	<b>12</b>	<b>1.357</b>	<b>0</b>	<b>0</b>	<b>27.8</b>	<b>23.2</b>	<b>4.7</b>
<b>0</b>	<b>0</b>	<b>0</b>	<b>0</b>	<b>0</b>	<b>33</b>	<b>5.574</b>	<b>1</b>	<b>0.169</b>	<b>0</b>	<b>0</b>	<b>27.4</b>	<b>22.6</b>	<b>5</b>
<b>1</b>	<b>0</b>	<b>0</b>	<b>0</b>	<b>0</b>	<b>197</b>	<b>5.842</b>	<b>27</b>	<b>0.801</b>	<b>1</b>	<b>0.03</b>	<b>27.5</b>	<b>22.9</b>	<b>4.8</b>

# ATC REPORT

Report Id - 1097

Site Name - 03611052-3

Description - CHURCH RD [30MPH] NORTH OF BELVEDERE AVE

Direction - North

## 22 May 2018

Time	Hourly Totals	15 Minute Bin Drops				Cycles	Motor Cycles	Car Van	Car Van Towing	Number Vehicle Classes AR				
		00-15	15-30	30-45	45-00					2 Axle Van Lorry	3 Axle Rigid	4 Axle Rigid	3 Axle Artic	
0000	11	4	4	2	1	0	1	7	0	3	0	0	0	
0100	9	3	3	0	3	0	0	7	0	2	0	0	0	
0200	3	0	0	0	3	0	0	3	0	0	0	0	0	
0300	6	1	0	2	3	0	0	3	0	3	0	0	0	
0400	5	1	1	2	1	0	0	4	0	1	0	0	0	
0500	33	5	3	11	14	3	0	21	0	8	1	0	0	
0600	149	14	22	55	58	6	5	120	0	18	0	0	0	
0700	354	70	104	96	84	12	13	286	5	38	0	0	0	
0800	421	100	122	113	86	10	5	370	2	30	1	0	0	
0900	237	63	66	47	61	3	5	194	0	33	2	0	0	
1000	208	53	55	52	48	0	2	183	0	20	0	3	0	
1100	169	43	54	38	34	4	1	137	1	25	0	0	0	
1200	174	47	33	50	44	2	6	145	0	20	0	0	1	
1300	175	49	39	46	41	7	4	145	0	16	1	1	1	
1400	171	41	48	36	46	4	4	142	0	20	0	0	0	
1500	198	43	40	60	55	2	4	169	1	18	0	3	1	
1600	229	64	47	53	65	12	6	191	2	17	0	1	0	
1700	212	37	60	60	55	9	6	189	1	7	0	0	0	
1800	202	49	58	54	41	10	6	178	2	5	1	0	0	
1900	192	52	47	53	40	4	13	165	0	9	0	0	1	
2000	146	37	44	31	34	5	9	127	1	4	0	0	0	
2100	107	29	34	26	18	3	0	98	0	5	1	0	0	
2200	74	20	24	13	17	3	5	63	0	3	0	0	0	
2300	42	13	9	9	11	0	0	38	0	4	0	0	0	
<b>07-19</b>	<b>2750</b>	<b>659</b>	<b>726</b>	<b>705</b>	<b>660</b>	<b>75</b>	<b>62</b>	<b>2329</b>	<b>14</b>	<b>249</b>	<b>5</b>	<b>8</b>	<b>3</b>	
<b>06-22</b>	<b>3344</b>	<b>791</b>	<b>873</b>	<b>870</b>	<b>810</b>	<b>93</b>	<b>89</b>	<b>2839</b>	<b>15</b>	<b>285</b>	<b>6</b>	<b>8</b>	<b>4</b>	
<b>06-00</b>	<b>3460</b>	<b>824</b>	<b>906</b>	<b>892</b>	<b>838</b>	<b>96</b>	<b>94</b>	<b>2940</b>	<b>15</b>	<b>292</b>	<b>6</b>	<b>8</b>	<b>4</b>	
<b>16-19</b>	<b>643</b>	<b>150</b>	<b>165</b>	<b>167</b>	<b>161</b>	<b>31</b>	<b>18</b>	<b>558</b>	<b>5</b>	<b>29</b>	<b>1</b>	<b>1</b>	<b>0</b>	
<b>06-09</b>	<b>924</b>	<b>184</b>	<b>248</b>	<b>264</b>	<b>228</b>	<b>28</b>	<b>23</b>	<b>776</b>	<b>7</b>	<b>86</b>	<b>1</b>	<b>0</b>	<b>0</b>	
<b>00-00</b>	<b>3527</b>	<b>838</b>	<b>917</b>	<b>909</b>	<b>863</b>	<b>99</b>	<b>95</b>	<b>2985</b>	<b>15</b>	<b>309</b>	<b>7</b>	<b>8</b>	<b>4</b>	

## 20 May 2018

Time	Hourly Totals	15 Minute Bin Drops				Vehicle Speed							
		00-15	15-30	30-45	45-00	MPH 0	MPH 10	MPH 15	MPH 20	MPH 25	MPH 30	MPH 35	MPH 40
		<10mph	<15mph	<20mph	<25mph	<30mph	<35mph	<40mph	<45mph				
0000	11	4	4	2	1	0	1	0	3	3	2	1	1
0100	9	3	3	0	3	0	0	2	2	4	1	0	0
0200	3	0	0	0	3	0	0	0	0	3	0	0	0
0300	6	1	0	2	3	0	0	1	1	2	2	0	0
0400	5	1	1	2	1	0	0	0	1	2	2	0	0
0500	33	5	3	11	14	0	3	3	8	15	4	0	0
0600	149	14	22	55	58	0	2	6	27	72	33	6	3
0700	354	70	104	96	84	1	8	51	127	130	29	6	1
0800	421	100	122	113	86	1	17	113	180	96	11	3	0

0900	237	63	66	47	61	0	6	35	114	72	7	1	2
1000	208	53	55	52	48	2	11	57	81	52	5	0	0
1100	169	43	54	38	34	1	10	38	72	44	4	0	0
1200	174	47	33	50	44	0	5	19	96	48	5	1	0
1300	175	49	39	46	41	1	9	32	79	46	6	2	0
1400	171	41	48	36	46	3	9	32	62	53	11	0	1
1500	198	43	40	60	55	0	6	27	116	40	8	0	1
1600	229	64	47	53	65	2	16	38	119	48	6	0	0
1700	212	37	60	60	55	0	14	54	95	42	7	0	0
1800	202	49	58	54	41	1	16	38	82	51	12	1	1
1900	192	52	47	53	40	0	5	27	88	54	14	3	1
2000	146	37	44	31	34	0	6	36	72	25	5	0	2
2100	107	29	34	26	18	0	2	10	56	30	8	1	0
2200	74	20	24	13	17	0	5	3	29	28	6	2	1
2300	42	13	9	9	11	0	3	5	17	12	5	0	0
<b>07-19</b>	<b>2750</b>	<b>659</b>	<b>726</b>	<b>705</b>	<b>660</b>	<b>12</b>	<b>127</b>	<b>534</b>	<b>1223</b>	<b>722</b>	<b>111</b>	<b>14</b>	<b>6</b>
<b>06-22</b>	<b>3344</b>	<b>791</b>	<b>873</b>	<b>870</b>	<b>810</b>	<b>12</b>	<b>142</b>	<b>613</b>	<b>1466</b>	<b>903</b>	<b>171</b>	<b>24</b>	<b>12</b>
<b>06-00</b>	<b>3460</b>	<b>824</b>	<b>906</b>	<b>892</b>	<b>838</b>	<b>12</b>	<b>150</b>	<b>621</b>	<b>1512</b>	<b>943</b>	<b>182</b>	<b>26</b>	<b>13</b>
<b>16-19</b>	<b>643</b>	<b>150</b>	<b>165</b>	<b>167</b>	<b>161</b>	<b>3</b>	<b>46</b>	<b>130</b>	<b>296</b>	<b>141</b>	<b>25</b>	<b>1</b>	<b>1</b>
<b>06-09</b>	<b>924</b>	<b>184</b>	<b>248</b>	<b>264</b>	<b>228</b>	<b>2</b>	<b>27</b>	<b>170</b>	<b>334</b>	<b>298</b>	<b>73</b>	<b>15</b>	<b>4</b>
<b>00-00</b>	<b>3527</b>	<b>838</b>	<b>917</b>	<b>909</b>	<b>863</b>	<b>12</b>	<b>154</b>	<b>627</b>	<b>1527</b>	<b>972</b>	<b>193</b>	<b>27</b>	<b>14</b>

X Scheme				
4 Axle Artic	5 Axle Artic	6 Axle Artic	B Double	Double Road Train
0	0	0	0	0
0	0	0	0	0
0	0	0	0	0
0	0	0	0	0
0	0	0	0	0
0	0	0	0	0
0	0	0	0	0
0	0	0	0	0
0	0	0	0	0
1	1	1	0	0
0	0	0	0	0
0	0	0	0	0
1	0	0	0	0
0	0	0	0	0
0	0	0	0	0
0	0	1	0	0
0	0	0	0	0
0	0	0	0	0
0	0	0	0	0
0	0	0	0	0
0	0	0	0	0
0	0	0	0	0
0	0	0	0	0
0	0	0	0	0
0	0	0	0	0
0	0	0	0	0
0	0	0	0	0
2	1	2	0	0
2	1	2	0	0
2	1	2	0	0
0	0	0	0	0
1	1	1	0	0
2	1	2	0	0

MPH 45	MPH 50	MPH 55	MPH 60	MPH 65	>PSL 30	>PSL% 30	>SL1 35 ACPO	>SL1% 35 ACPO	>SL2 45 DFT	>SL2% 45 DFT	P-Tile 85%	Average Speed	Standard deviation
0	0	0	0	0	4	36.36	2	18.18	0	0	39.2	28	8.3
0	0	0	0	0	1	11.11	0	0	0	0	-	25.6	4.8
0	0	0	0	0	0	0	0	0	0	0	-	27.2	0.9
0	0	0	0	0	2	33.33	0	0	0	0	-	27.4	5.1
0	0	0	0	0	2	40	0	0	0	0	-	27.8	3.6
0	0	0	0	0	4	12.12	0	0	0	0	29.5	25	5.5
0	0	0	0	0	42	28.19	9	6.04	0	0	31.9	27.7	4.8
1	0	0	0	0	37	10.45	8	2.26	1	0.282	29	24.6	4.9
0	0	0	0	0	14	3.325	3	0.713	0	0	26.8	22.2	4.4



0	0	0	0	0	10	4.219	3	1.266	0	0	27.1	23.6	4.2
0	0	0	0	0	5	2.404	0	0	0	0	26.5	22	4.4
0	0	0	0	0	4	2.367	0	0	0	0	26.8	22.3	4.4
0	0	0	0	0	6	3.448	1	0.575	0	0	27.1	23.4	3.7
0	0	0	0	0	8	4.571	2	1.143	0	0	27.1	22.8	4.6
0	0	0	0	0	12	7.018	1	0.585	0	0	27.6	23	5.2
0	0	0	0	0	9	4.545	1	0.505	0	0	26.7	22.9	4.1
0	0	0	0	0	6	2.62	0	0	0	0	26.1	22.1	4.4
0	0	0	0	0	7	3.302	0	0	0	0	26.2	21.9	4.6
0	0	0	0	0	14	6.931	2	0.99	0	0	27.4	22.7	5.2
0	0	0	0	0	18	9.375	4	2.083	0	0	28	23.9	4.7
0	0	0	0	0	7	4.795	2	1.37	0	0	26.2	22.3	4.8
0	0	0	0	0	9	8.411	1	0.935	0	0	28.4	24.2	4.2
0	0	0	0	0	9	12.16	3	4.054	0	0	28.2	24.9	5.3
0	0	0	0	0	5	11.9	0	0	0	0	28.4	23.8	4.8
<b>1</b>	<b>0</b>	<b>0</b>	<b>0</b>	<b>0</b>	<b>132</b>	<b>4.8</b>	<b>21</b>	<b>0.764</b>	<b>1</b>	<b>0.036</b>	<b>27.2</b>	<b>22.8</b>	<b>4.6</b>
<b>1</b>	<b>0</b>	<b>0</b>	<b>0</b>	<b>0</b>	<b>208</b>	<b>6.22</b>	<b>37</b>	<b>1.106</b>	<b>1</b>	<b>0.03</b>	<b>27.6</b>	<b>23.1</b>	<b>4.7</b>
<b>1</b>	<b>0</b>	<b>0</b>	<b>0</b>	<b>0</b>	<b>222</b>	<b>6.416</b>	<b>40</b>	<b>1.156</b>	<b>1</b>	<b>0.029</b>	<b>27.6</b>	<b>23.2</b>	<b>4.8</b>
<b>0</b>	<b>0</b>	<b>0</b>	<b>0</b>	<b>0</b>	<b>27</b>	<b>4.199</b>	<b>2</b>	<b>0.311</b>	<b>0</b>	<b>0</b>	<b>26.8</b>	<b>22.2</b>	<b>4.8</b>
<b>1</b>	<b>0</b>	<b>0</b>	<b>0</b>	<b>0</b>	<b>93</b>	<b>10.06</b>	<b>20</b>	<b>2.165</b>	<b>1</b>	<b>0.108</b>	<b>28.7</b>	<b>24</b>	<b>5.1</b>
<b>1</b>	<b>0</b>	<b>0</b>	<b>0</b>	<b>0</b>	<b>235</b>	<b>6.663</b>	<b>42</b>	<b>1.191</b>	<b>1</b>	<b>0.028</b>	<b>27.7</b>	<b>23.2</b>	<b>4.8</b>

# ATC REPORT

Report Id - 1097

Site Name - 03611052-3

Description - CHURCH RD [30MPH] NORTH OF BELVEDERE AVE

Direction - South

22 May 2018

Time	Hourly Totals	15 Minute Bin Drops				Cycles	Motor Cycles	Car Van	Car Van Towing	Number Vehicle Classes AR			
		00-15	15-30	30-45	45-00					2 Axle Van Lorry	3 Axle Rigid	4 Axle Rigid	3 Axle Artic
0000	7	2	2	2	1	0	0	4	0	3	0	0	0
0100	4	2	1	0	1	0	0	3	0	1	0	0	0
0200	4	1	3	0	0	1	0	1	0	2	0	0	0
0300	6	1	0	4	1	1	0	2	0	2	1	0	0
0400	9	2	1	2	4	0	1	5	0	3	0	0	0
0500	25	3	5	7	10	0	0	15	0	8	0	0	2
0600	74	9	13	24	28	1	0	65	0	7	0	0	1
0700	247	49	46	71	81	8	1	214	0	21	1	1	1
0800	286	85	76	60	65	6	6	259	2	13	0	0	0
0900	205	64	59	37	45	6	2	172	1	21	0	2	0
1000	193	44	55	49	45	3	1	151	0	37	1	0	0
1100	209	53	54	47	55	8	6	161	0	32	0	2	0
1200	206	53	44	54	55	6	3	169	0	27	1	0	0
1300	209	70	51	42	46	5	4	176	0	22	0	1	1
1400	208	62	50	46	50	1	6	177	1	21	0	1	1
1500	278	66	69	70	73	1	5	239	0	30	0	3	0
1600	275	70	62	66	77	10	10	229	0	25	0	0	1
1700	325	92	85	71	77	10	6	282	2	25	0	0	0
1800	282	95	63	66	58	11	10	249	1	11	0	0	0
1900	213	53	57	49	54	9	11	185	0	7	0	0	0
2000	131	42	30	32	27	7	8	108	0	5	0	1	2
2100	93	27	23	22	21	2	5	81	0	3	1	1	0
2200	61	27	18	6	10	0	3	54	0	4	0	0	0
2300	34	11	10	8	5	0	0	31	0	3	0	0	0
<b>07-19</b>	<b>2923</b>	<b>803</b>	<b>714</b>	<b>679</b>	<b>727</b>	<b>75</b>	<b>60</b>	<b>2478</b>	<b>7</b>	<b>285</b>	<b>3</b>	<b>10</b>	<b>4</b>
<b>06-22</b>	<b>3434</b>	<b>934</b>	<b>837</b>	<b>806</b>	<b>857</b>	<b>94</b>	<b>84</b>	<b>2917</b>	<b>7</b>	<b>307</b>	<b>4</b>	<b>12</b>	<b>7</b>
<b>06-00</b>	<b>3529</b>	<b>972</b>	<b>865</b>	<b>820</b>	<b>872</b>	<b>94</b>	<b>87</b>	<b>3002</b>	<b>7</b>	<b>314</b>	<b>4</b>	<b>12</b>	<b>7</b>
<b>16-19</b>	<b>882</b>	<b>257</b>	<b>210</b>	<b>203</b>	<b>212</b>	<b>31</b>	<b>26</b>	<b>760</b>	<b>3</b>	<b>61</b>	<b>0</b>	<b>0</b>	<b>1</b>
<b>06-09</b>	<b>607</b>	<b>143</b>	<b>135</b>	<b>155</b>	<b>174</b>	<b>15</b>	<b>7</b>	<b>538</b>	<b>2</b>	<b>41</b>	<b>1</b>	<b>1</b>	<b>2</b>
<b>00-00</b>	<b>3584</b>	<b>983</b>	<b>877</b>	<b>835</b>	<b>889</b>	<b>96</b>	<b>88</b>	<b>3032</b>	<b>7</b>	<b>333</b>	<b>5</b>	<b>12</b>	<b>9</b>

22 May 2018

Time	Hourly Totals	15 Minute Bin Drops				Vehicle Speed							
		00-15	15-30	30-45	45-00	MPH 0	MPH 10	MPH 15	MPH 20	MPH 25	MPH 30	MPH 35	MPH 40
						<10mph	<15mph	<20mph	<25mph	<30mph	<35mph	<40mph	<45mph
0000	7	2	2	2	1	0	0	2	1	1	1	1	1
0100	4	2	1	0	1	0	0	1	2	1	0	0	0
0200	4	1	3	0	0	0	0	1	2	1	0	0	0
0300	6	1	0	4	1	1	0	1	1	1	2	0	0
0400	9	2	1	2	4	0	0	1	0	3	2	3	0
0500	25	3	5	7	10	0	2	1	5	13	2	2	0
0600	74	9	13	24	28	0	2	7	22	33	10	0	0
0700	247	49	46	71	81	0	10	28	130	67	11	0	1
0800	286	85	76	60	65	1	9	49	147	71	9	0	0

0900	205	64	59	37	45	4	12	22	98	60	9	0	0
1000	193	44	55	49	45	3	10	50	83	37	10	0	0
1100	209	53	54	47	55	3	15	45	90	43	13	0	0
1200	206	53	44	54	55	1	10	37	111	44	2	1	0
1300	209	70	51	42	46	2	9	31	100	54	13	0	0
1400	208	62	50	46	50	0	9	37	84	66	11	0	1
1500	278	66	69	70	73	1	14	57	122	73	9	1	1
1600	275	70	62	66	77	1	13	37	125	81	14	4	0
1700	325	92	85	71	77	6	16	63	148	79	12	1	0
1800	282	95	63	66	58	2	13	56	146	54	10	1	0
1900	213	53	57	49	54	2	13	41	99	47	11	0	0
2000	131	42	30	32	27	13	31	42	27	13	5	0	0
2100	93	27	23	22	21	0	1	15	40	27	8	1	0
2200	61	27	18	6	10	0	0	10	28	18	4	1	0
2300	34	11	10	8	5	0	1	6	17	8	2	0	0
<b>07-19</b>	<b>2923</b>	<b>803</b>	<b>714</b>	<b>679</b>	<b>727</b>	<b>24</b>	<b>140</b>	<b>512</b>	<b>1384</b>	<b>729</b>	<b>123</b>	<b>8</b>	<b>3</b>
<b>06-22</b>	<b>3434</b>	<b>934</b>	<b>837</b>	<b>806</b>	<b>857</b>	<b>39</b>	<b>187</b>	<b>617</b>	<b>1572</b>	<b>849</b>	<b>157</b>	<b>9</b>	<b>3</b>
<b>06-00</b>	<b>3529</b>	<b>972</b>	<b>865</b>	<b>820</b>	<b>872</b>	<b>39</b>	<b>188</b>	<b>633</b>	<b>1617</b>	<b>875</b>	<b>163</b>	<b>10</b>	<b>3</b>
<b>16-19</b>	<b>882</b>	<b>257</b>	<b>210</b>	<b>203</b>	<b>212</b>	<b>9</b>	<b>42</b>	<b>156</b>	<b>419</b>	<b>214</b>	<b>36</b>	<b>6</b>	<b>0</b>
<b>06-09</b>	<b>607</b>	<b>143</b>	<b>135</b>	<b>155</b>	<b>174</b>	<b>1</b>	<b>21</b>	<b>84</b>	<b>299</b>	<b>171</b>	<b>30</b>	<b>0</b>	<b>1</b>
<b>00-00</b>	<b>3584</b>	<b>983</b>	<b>877</b>	<b>835</b>	<b>889</b>	<b>40</b>	<b>190</b>	<b>640</b>	<b>1628</b>	<b>895</b>	<b>170</b>	<b>16</b>	<b>4</b>

X Scheme				
4 Axle Artic	5 Axle Artic	6 Axle Artic	B Double	Double Road Train
0	0	0	0	0
0	0	0	0	0
0	0	0	0	0
0	0	0	0	0
0	0	0	0	0
0	0	0	0	0
0	0	0	0	0
0	0	0	0	0
0	0	0	0	0
0	0	0	0	0
0	0	1	0	0
0	0	0	0	0
0	0	0	0	0
0	0	0	0	0
0	0	0	0	0
0	0	0	0	0
0	0	0	0	0
0	0	0	0	0
0	0	0	0	0
0	0	0	0	0
0	0	0	0	1
0	0	0	0	0
0	0	0	0	0
0	0	0	0	0
0	0	0	0	0
<b>0</b>	<b>0</b>	<b>1</b>	<b>0</b>	<b>0</b>
<b>0</b>	<b>0</b>	<b>1</b>	<b>0</b>	<b>1</b>
<b>0</b>	<b>0</b>	<b>1</b>	<b>0</b>	<b>1</b>
<b>0</b>	<b>0</b>	<b>0</b>	<b>0</b>	<b>0</b>
<b>0</b>	<b>0</b>	<b>0</b>	<b>0</b>	<b>0</b>
<b>0</b>	<b>0</b>	<b>1</b>	<b>0</b>	<b>1</b>

MPH 45	MPH 50	MPH 55	MPH 60	MPH 65	>PSL 30	>PSL% 30	>SL1 35 ACPO	>SL1% 35 ACPO	>SL2 45 DFT	>SL2% 45 DFT	P-Tile 85%	Average Speed	Standard deviation
0	0	0	0	0	3	42.86	2	28.57	0	0	-	28.2	9.7
0	0	0	0	0	0	0	0	0	0	0	-	21.8	3.1
0	0	0	0	0	0	0	0	0	0	0	-	22.2	5.2
0	0	0	0	0	2	33.33	0	0	0	0	-	24.2	8.7
0	0	0	0	0	5	55.56	3	33.33	0	0	-	30.7	6.2
0	0	0	0	0	4	16	2	8	0	0	31.6	25.5	5.9
0	0	0	0	0	10	13.51	0	0	0	0	29.9	25.3	4.6
0	0	0	0	0	12	4.858	1	0.405	0	0	27	23.4	4.3
0	0	0	0	0	9	3.147	0	0	0	0	26.6	22.8	4

0	0	0	0	0	9	4.39	0	0	0	0	26.8	23	5
0	0	0	0	0	10	5.181	0	0	0	0	26.8	22.1	4.8
0	0	0	0	0	13	6.22	0	0	0	0	27.4	22.2	5.2
0	0	0	0	0	3	1.456	1	0.485	0	0	25.9	22.4	4.1
0	0	0	0	0	13	6.22	0	0	0	0	27.9	23	4.7
0	0	0	0	0	12	5.769	1	0.481	0	0	27.8	23.4	4.6
0	0	0	0	0	11	3.957	2	0.719	0	0	27	22.7	4.6
0	0	0	0	0	18	6.545	4	1.455	0	0	28.2	23.4	4.7
0	0	0	0	0	13	4	1	0.308	0	0	26.9	22.3	4.8
0	0	0	0	0	11	3.901	1	0.355	0	0	26.1	22.2	4.4
0	0	0	0	0	11	5.164	0	0	0	0	26.8	22.2	4.7
0	0	0	0	0	5	3.817	0	0	0	0	24.9	18	6.1
1	0	0	0	0	10	10.75	2	2.151	1	1.075	29	24.6	4.8
0	0	0	0	0	5	8.197	1	1.639	0	0	28.4	24.3	4.2
0	0	0	0	0	2	5.882	0	0	0	0	27.9	23.6	4.3
<b>0</b>	<b>0</b>	<b>0</b>	<b>0</b>	<b>0</b>	<b>134</b>	<b>4.584</b>	<b>11</b>	<b>0.376</b>	<b>0</b>	<b>0</b>	<b>27</b>	<b>22.7</b>	<b>4.6</b>
<b>1</b>	<b>0</b>	<b>0</b>	<b>0</b>	<b>0</b>	<b>170</b>	<b>4.95</b>	<b>13</b>	<b>0.379</b>	<b>1</b>	<b>0.029</b>	<b>27</b>	<b>22.6</b>	<b>4.8</b>
<b>1</b>	<b>0</b>	<b>0</b>	<b>0</b>	<b>0</b>	<b>177</b>	<b>5.016</b>	<b>14</b>	<b>0.397</b>	<b>1</b>	<b>0.028</b>	<b>27.1</b>	<b>22.7</b>	<b>4.8</b>
<b>0</b>	<b>0</b>	<b>0</b>	<b>0</b>	<b>0</b>	<b>42</b>	<b>4.762</b>	<b>6</b>	<b>0.68</b>	<b>0</b>	<b>0</b>	<b>27</b>	<b>22.6</b>	<b>4.7</b>
<b>0</b>	<b>0</b>	<b>0</b>	<b>0</b>	<b>0</b>	<b>31</b>	<b>5.107</b>	<b>1</b>	<b>0.165</b>	<b>0</b>	<b>0</b>	<b>27.3</b>	<b>23.3</b>	<b>4.3</b>
<b>1</b>	<b>0</b>	<b>0</b>	<b>0</b>	<b>0</b>	<b>191</b>	<b>5.329</b>	<b>21</b>	<b>0.586</b>	<b>1</b>	<b>0.028</b>	<b>27.1</b>	<b>22.7</b>	<b>4.8</b>

# ATC REPORT

Report Id - 1097

Site Name - 03611052-3

Description - CHURCH RD [30MPH] NORTH OF BELVEDERE AVE

Direction - North

## 23 May 2018

Time	Hourly Totals	15 Minute Bin Drops				Cycles	Motor Cycles	Car Van	Car Van Towing	Number Vehicle Classes AR				
		00-15	15-30	30-45	45-00					2 Axle Van Lorry	3 Axle Rigid	4 Axle Rigid	3 Axle Artic	
0000	15	5	5	2	3	0	0	9	0	6	0	0	0	
0100	9	4	3	0	2	0	0	6	0	3	0	0	0	
0200	7	1	2	4	0	0	0	6	0	1	0	0	0	
0300	1	1	0	0	0	0	0	1	0	0	0	0	0	
0400	10	2	1	5	2	0	0	7	0	3	0	0	0	
0500	35	5	3	10	17	0	1	29	0	4	1	0	0	
0600	161	15	26	43	77	9	6	118	3	24	0	0	0	
0700	338	70	103	91	74	10	16	273	0	37	0	1	1	
0800	350	100	95	81	74	12	15	287	1	31	2	0	1	
0900	248	72	68	68	40	3	5	207	1	30	2	0	0	
1000	204	53	45	50	56	0	4	168	0	29	2	1	0	
1100	197	56	48	50	43	6	3	163	1	22	1	0	0	
1200	188	59	44	40	45	5	7	154	1	19	0	1	0	
1300	177	45	48	42	42	2	7	134	1	29	0	3	1	
1400	166	50	43	38	35	3	1	140	0	22	0	0	0	
1500	208	52	47	50	59	3	4	185	0	14	1	1	0	
1600	226	59	50	55	62	6	6	198	0	15	1	0	0	
1700	229	58	53	53	65	7	1	204	3	11	0	2	0	
1800	226	62	55	57	52	4	10	201	2	7	1	1	0	
1900	161	39	44	35	43	7	12	134	1	7	0	0	0	
2000	126	34	36	31	25	4	11	108	0	3	0	0	0	
2100	87	22	32	19	14	0	11	71	0	5	0	0	0	
2200	61	11	18	17	15	1	5	53	0	2	0	0	0	
2300	31	9	8	8	6	1	2	25	0	3	0	0	0	
<b>07-19</b>	<b>2757</b>	<b>736</b>	<b>699</b>	<b>675</b>	<b>647</b>	<b>61</b>	<b>79</b>	<b>2314</b>	<b>10</b>	<b>266</b>	<b>10</b>	<b>10</b>	<b>3</b>	
<b>06-22</b>	<b>3292</b>	<b>846</b>	<b>837</b>	<b>803</b>	<b>806</b>	<b>81</b>	<b>119</b>	<b>2745</b>	<b>14</b>	<b>305</b>	<b>10</b>	<b>10</b>	<b>3</b>	
<b>06-00</b>	<b>3384</b>	<b>866</b>	<b>863</b>	<b>828</b>	<b>827</b>	<b>83</b>	<b>126</b>	<b>2823</b>	<b>14</b>	<b>310</b>	<b>10</b>	<b>10</b>	<b>3</b>	
<b>16-19</b>	<b>681</b>	<b>179</b>	<b>158</b>	<b>165</b>	<b>179</b>	<b>17</b>	<b>17</b>	<b>603</b>	<b>5</b>	<b>33</b>	<b>2</b>	<b>3</b>	<b>0</b>	
<b>06-09</b>	<b>849</b>	<b>185</b>	<b>224</b>	<b>215</b>	<b>225</b>	<b>31</b>	<b>37</b>	<b>678</b>	<b>4</b>	<b>92</b>	<b>2</b>	<b>1</b>	<b>2</b>	
<b>00-00</b>	<b>3461</b>	<b>884</b>	<b>877</b>	<b>849</b>	<b>851</b>	<b>83</b>	<b>127</b>	<b>2881</b>	<b>14</b>	<b>327</b>	<b>11</b>	<b>10</b>	<b>3</b>	

## 20 May 2018

Time	Hourly Totals	15 Minute Bin Drops				Vehicle Speed							
		00-15	15-30	30-45	45-00	MPH 0	MPH 10	MPH 15	MPH 20	MPH 25	MPH 30	MPH 35	MPH 40
		<10mph	<15mph	<20mph	<25mph	<30mph	<35mph	<40mph	<45mph				
0000	15	5	5	2	3	0	0	1	5	7	2	0	0
0100	9	4	3	0	2	0	0	3	2	3	1	0	0
0200	7	1	2	4	0	0	0	0	2	4	1	0	0
0300	1	1	0	0	0	0	0	0	1	0	0	0	0
0400	10	2	1	5	2	0	0	0	3	5	2	0	0
0500	35	5	3	10	17	0	0	1	4	18	8	4	0
0600	161	15	26	43	77	0	6	10	49	72	18	5	0
0700	338	70	103	91	74	1	12	65	124	116	17	3	0
0800	350	100	95	81	74	0	18	72	170	75	15	0	0

0900	248	72	68	68	40	1	7	59	127	43	10	1	0
1000	204	53	45	50	56	0	3	48	89	55	8	1	0
1100	197	56	48	50	43	3	18	40	92	34	9	1	0
1200	188	59	44	40	45	0	7	46	87	40	7	0	1
1300	177	45	48	42	42	2	13	40	67	40	10	3	1
1400	166	50	43	38	35	1	7	38	66	48	2	3	1
1500	208	52	47	50	59	1	4	36	104	55	8	0	0
1600	226	59	50	55	62	0	14	43	106	52	8	3	0
1700	229	58	53	53	65	2	8	44	111	59	5	0	0
1800	226	62	55	57	52	0	5	26	117	66	6	3	3
1900	161	39	44	35	43	1	13	21	70	47	6	2	1
2000	126	34	36	31	25	1	4	19	55	32	14	1	0
2100	87	22	32	19	14	0	3	8	35	32	6	2	1
2200	61	11	18	17	15	0	1	10	26	19	4	0	1
2300	31	9	8	8	6	0	0	2	12	15	2	0	0
<b>07-19</b>	<b>2757</b>	<b>736</b>	<b>699</b>	<b>675</b>	<b>647</b>	<b>11</b>	<b>116</b>	<b>557</b>	<b>1260</b>	<b>683</b>	<b>105</b>	<b>18</b>	<b>6</b>
<b>06-22</b>	<b>3292</b>	<b>846</b>	<b>837</b>	<b>803</b>	<b>806</b>	<b>13</b>	<b>142</b>	<b>615</b>	<b>1469</b>	<b>866</b>	<b>149</b>	<b>28</b>	<b>8</b>
<b>06-00</b>	<b>3384</b>	<b>866</b>	<b>863</b>	<b>828</b>	<b>827</b>	<b>13</b>	<b>143</b>	<b>627</b>	<b>1507</b>	<b>900</b>	<b>155</b>	<b>28</b>	<b>9</b>
<b>16-19</b>	<b>681</b>	<b>179</b>	<b>158</b>	<b>165</b>	<b>179</b>	<b>2</b>	<b>27</b>	<b>113</b>	<b>334</b>	<b>177</b>	<b>19</b>	<b>6</b>	<b>3</b>
<b>06-09</b>	<b>849</b>	<b>185</b>	<b>224</b>	<b>215</b>	<b>225</b>	<b>1</b>	<b>36</b>	<b>147</b>	<b>343</b>	<b>263</b>	<b>50</b>	<b>8</b>	<b>0</b>
<b>00-00</b>	<b>3461</b>	<b>884</b>	<b>877</b>	<b>849</b>	<b>851</b>	<b>13</b>	<b>143</b>	<b>632</b>	<b>1524</b>	<b>937</b>	<b>169</b>	<b>32</b>	<b>9</b>

X Scheme				
4 Axle Artic	5 Axle Artic	6 Axle Artic	B Double	Double Road Train
0	0	0	0	0
0	0	0	0	0
0	0	0	0	0
0	0	0	0	0
0	0	0	0	0
0	0	0	0	0
0	0	1	0	0
0	0	0	0	0
0	0	1	0	0
0	0	0	0	0
0	0	0	0	0
0	1	0	0	0
1	0	0	0	0
0	0	0	0	0
0	0	0	0	0
0	0	0	0	0
0	0	0	0	0
0	0	0	0	0
1	0	0	0	0
0	0	0	0	0
0	0	0	0	0
0	0	0	0	0
0	0	0	0	0
0	0	0	0	0
0	0	0	0	0
0	0	0	0	0
0	0	0	0	0
2	1	1	0	0
2	1	2	0	0
2	1	2	0	0
1	0	0	0	0
0	0	2	0	0
2	1	2	0	0

MPH 45 <50mph	MPH 50 <55mph	MPH 55 <60mph	MPH 60 <65mph	MPH 65 <140mph	>PSL 30	>PSL% 30	>SL1 35 ACPO	>SL1% 35 ACPO	>SL2 45 DFT	>SL2% 45 DFT	P-Tile 85%	Average Speed	Standard deviation
0	0	0	0	0	2	13.33	0	0	0	0	30	25.3	4.3
0	0	0	0	0	1	11.11	0	0	0	0	-	23.8	6.2
0	0	0	0	0	1	14.29	0	0	0	0	-	26.3	3.2
0	0	0	0	0	0	0	0	0	0	0	-	24.3	-
0	0	0	0	0	2	20	0	0	0	0	-	27.9	3.7
0	0	0	0	0	12	34.29	4	11.43	0	0	33.8	28.6	4.5
1	0	0	0	0	24	14.91	6	3.727	1	0.621	30.1	25.8	5
0	0	0	0	0	20	5.917	3	0.888	0	0	28.3	23.5	4.9
0	0	0	0	0	15	4.286	0	0	0	0	26.7	22.7	4.1



0	0	0	0	0	11	4.435	1	0.403	0	0	26.6	22.5	4.2
0	0	0	0	0	9	4.412	1	0.49	0	0	27.1	23	4
0	0	0	0	0	10	5.076	1	0.508	0	0	26.1	21.7	4.9
0	0	0	0	0	8	4.255	1	0.532	0	0	26.4	22.5	4.5
1	0	0	0	0	15	8.475	5	2.825	1	0.565	27.9	22.6	5.9
0	0	0	0	0	6	3.614	4	2.41	0	0	26.8	22.8	4.8
0	0	0	0	0	8	3.846	0	0	0	0	27.6	23.1	4.1
0	0	0	0	0	11	4.867	3	1.327	0	0	26.8	22.5	4.4
0	0	0	0	0	5	2.183	0	0	0	0	26.6	22.5	4.2
0	0	0	0	0	12	5.31	6	2.655	0	0	27.3	23.8	4.3
0	0	0	0	0	9	5.59	3	1.863	0	0	27.2	23	5.1
0	0	0	0	0	15	11.9	1	0.794	0	0	28.3	23.9	4.8
0	0	0	0	0	9	10.34	3	3.448	0	0	29.1	24.8	4.9
0	0	0	0	0	5	8.197	1	1.639	0	0	28.4	24.3	4.6
0	0	0	0	0	2	6.452	0	0	0	0	28.2	25.2	3.3
<b>1</b>	<b>0</b>	<b>0</b>	<b>0</b>	<b>0</b>	<b>130</b>	<b>4.715</b>	<b>25</b>	<b>0.907</b>	<b>1</b>	<b>0.036</b>	<b>27.1</b>	<b>22.8</b>	<b>4.5</b>
<b>2</b>	<b>0</b>	<b>0</b>	<b>0</b>	<b>0</b>	<b>187</b>	<b>5.68</b>	<b>38</b>	<b>1.154</b>	<b>2</b>	<b>0.061</b>	<b>27.4</b>	<b>23.1</b>	<b>4.7</b>
<b>2</b>	<b>0</b>	<b>0</b>	<b>0</b>	<b>0</b>	<b>194</b>	<b>5.733</b>	<b>39</b>	<b>1.152</b>	<b>2</b>	<b>0.059</b>	<b>27.4</b>	<b>23.1</b>	<b>4.7</b>
<b>0</b>	<b>0</b>	<b>0</b>	<b>0</b>	<b>0</b>	<b>28</b>	<b>4.112</b>	<b>9</b>	<b>1.322</b>	<b>0</b>	<b>0</b>	<b>26.8</b>	<b>22.9</b>	<b>4.4</b>
<b>1</b>	<b>0</b>	<b>0</b>	<b>0</b>	<b>0</b>	<b>59</b>	<b>6.949</b>	<b>9</b>	<b>1.06</b>	<b>1</b>	<b>0.118</b>	<b>28.2</b>	<b>23.6</b>	<b>4.7</b>
<b>2</b>	<b>0</b>	<b>0</b>	<b>0</b>	<b>0</b>	<b>212</b>	<b>6.125</b>	<b>43</b>	<b>1.242</b>	<b>2</b>	<b>0.058</b>	<b>27.6</b>	<b>23.2</b>	<b>4.7</b>

# ATC REPORT

Report Id - 1097

Site Name - 03611052-3

Description - CHURCH RD [30MPH] NORTH OF BELVEDERE AVE

Direction - South

23 May 2018

Time	Hourly Totals	15 Minute Bin Drops				Cycles	Motor Cycles	Car Van	Car Van Towing	Number Vehicle Classes AR				
		00-15	15-30	30-45	45-00					2 Axle Van Lorry	3 Axle Rigid	4 Axle Rigid	3 Axle Artic	
0000	10	5	4	0	1	0	0	7	0	3	0	0	0	
0100	2	1	0	1	0	0	0	1	0	1	0	0	0	
0200	7	2	3	2	0	0	0	4	0	3	0	0	0	
0300	1	0	0	0	1	0	0	0	0	1	0	0	0	
0400	10	2	2	2	4	0	0	8	0	2	0	0	0	
0500	17	2	3	4	8	1	1	12	0	2	0	0	1	
0600	77	13	22	19	23	1	2	61	0	12	0	0	1	
0700	260	55	50	72	83	11	2	219	0	26	1	1	0	
0800	292	81	78	68	65	8	8	250	0	26	0	0	0	
0900	231	54	61	56	60	7	1	193	0	27	3	0	0	
1000	187	50	48	50	39	1	2	150	0	28	2	2	1	
1100	199	43	54	42	60	3	4	160	0	30	1	0	0	
1200	231	56	61	62	52	2	7	194	0	26	2	0	0	
1300	203	57	59	42	45	7	6	157	1	31	0	1	0	
1400	214	54	58	49	53	3	5	176	0	28	0	1	0	
1500	275	76	78	61	60	5	4	230	1	31	2	2	0	
1600	302	84	65	75	78	2	11	264	1	24	0	0	0	
1700	332	91	96	73	72	10	9	294	1	16	0	1	0	
1800	286	82	66	65	73	8	16	248	2	8	0	4	0	
1900	204	69	47	49	39	10	11	174	1	8	0	0	0	
2000	132	48	32	32	20	4	8	109	1	10	0	0	0	
2100	83	19	25	23	16	1	8	69	1	4	0	0	0	
2200	76	19	19	18	20	0	5	67	0	4	0	0	0	
2300	36	8	11	8	9	1	1	30	0	4	0	0	0	
<b>07-19</b>	<b>3012</b>	<b>783</b>	<b>774</b>	<b>715</b>	<b>740</b>	<b>67</b>	<b>75</b>	<b>2535</b>	<b>6</b>	<b>301</b>	<b>11</b>	<b>12</b>	<b>1</b>	
<b>06-22</b>	<b>3508</b>	<b>932</b>	<b>900</b>	<b>838</b>	<b>838</b>	<b>83</b>	<b>104</b>	<b>2948</b>	<b>9</b>	<b>335</b>	<b>11</b>	<b>12</b>	<b>2</b>	
<b>06-00</b>	<b>3620</b>	<b>959</b>	<b>930</b>	<b>864</b>	<b>867</b>	<b>84</b>	<b>110</b>	<b>3045</b>	<b>9</b>	<b>343</b>	<b>11</b>	<b>12</b>	<b>2</b>	
<b>16-19</b>	<b>920</b>	<b>257</b>	<b>227</b>	<b>213</b>	<b>223</b>	<b>20</b>	<b>36</b>	<b>806</b>	<b>4</b>	<b>48</b>	<b>0</b>	<b>5</b>	<b>0</b>	
<b>06-09</b>	<b>629</b>	<b>149</b>	<b>150</b>	<b>159</b>	<b>171</b>	<b>20</b>	<b>12</b>	<b>530</b>	<b>0</b>	<b>64</b>	<b>1</b>	<b>1</b>	<b>1</b>	
<b>00-00</b>	<b>3667</b>	<b>971</b>	<b>942</b>	<b>873</b>	<b>881</b>	<b>85</b>	<b>111</b>	<b>3077</b>	<b>9</b>	<b>355</b>	<b>11</b>	<b>12</b>	<b>3</b>	

23 May 2018

Time	Hourly Totals	15 Minute Bin Drops				Vehicle Speed							
		00-15	15-30	30-45	45-00	MPH 0	MPH 10	MPH 15	MPH 20	MPH 25	MPH 30	MPH 35	MPH 40
						<10mph	<15mph	<20mph	<25mph	<30mph	<35mph	<40mph	<45mph
0000	10	5	4	0	1	0	0	3	3	3	1	0	0
0100	2	1	0	1	0	0	0	1	0	0	1	0	0
0200	7	2	3	2	0	0	0	0	4	3	0	0	0
0300	1	0	0	0	1	0	0	0	0	1	0	0	0
0400	10	2	2	2	4	0	0	1	2	4	2	1	0
0500	17	2	3	4	8	0	1	3	1	7	5	0	0
0600	77	13	22	19	23	0	5	3	25	35	7	2	0
0700	260	55	50	72	83	1	11	43	119	74	11	1	0
0800	292	81	78	68	65	3	11	62	144	56	15	1	0

0900	231	54	61	56	60	3	14	43	109	56	5	1	0
1000	187	50	48	50	39	2	12	37	89	42	4	1	0
1100	199	43	54	42	60	3	5	44	90	52	5	0	0
1200	231	56	61	62	52	4	9	36	101	67	11	3	0
1300	203	57	59	42	45	3	18	35	80	59	7	1	0
1400	214	54	58	49	53	3	14	37	110	43	6	1	0
1500	275	76	78	61	60	5	8	51	135	66	10	0	0
1600	302	84	65	75	78	1	12	59	144	69	11	4	2
1700	332	91	96	73	72	4	22	51	159	82	12	2	0
1800	286	82	66	65	73	3	9	51	130	70	21	2	0
1900	204	69	47	49	39	1	11	39	94	43	14	1	1
2000	132	48	32	32	20	2	4	18	62	35	9	1	1
2100	83	19	25	23	16	1	3	12	35	25	6	1	0
2200	76	19	19	18	20	0	1	7	35	29	3	1	0
2300	36	8	11	8	9	1	0	6	21	8	0	0	0
<b>07-19</b>	<b>3012</b>	<b>783</b>	<b>774</b>	<b>715</b>	<b>740</b>	<b>35</b>	<b>145</b>	<b>549</b>	<b>1410</b>	<b>736</b>	<b>118</b>	<b>17</b>	<b>2</b>
<b>06-22</b>	<b>3508</b>	<b>932</b>	<b>900</b>	<b>838</b>	<b>838</b>	<b>39</b>	<b>168</b>	<b>621</b>	<b>1626</b>	<b>874</b>	<b>154</b>	<b>22</b>	<b>4</b>
<b>06-00</b>	<b>3620</b>	<b>959</b>	<b>930</b>	<b>864</b>	<b>867</b>	<b>40</b>	<b>169</b>	<b>634</b>	<b>1682</b>	<b>911</b>	<b>157</b>	<b>23</b>	<b>4</b>
<b>16-19</b>	<b>920</b>	<b>257</b>	<b>227</b>	<b>213</b>	<b>223</b>	<b>8</b>	<b>43</b>	<b>161</b>	<b>433</b>	<b>221</b>	<b>44</b>	<b>8</b>	<b>2</b>
<b>06-09</b>	<b>629</b>	<b>149</b>	<b>150</b>	<b>159</b>	<b>171</b>	<b>4</b>	<b>27</b>	<b>108</b>	<b>288</b>	<b>165</b>	<b>33</b>	<b>4</b>	<b>0</b>
<b>00-00</b>	<b>3667</b>	<b>971</b>	<b>942</b>	<b>873</b>	<b>881</b>	<b>40</b>	<b>170</b>	<b>642</b>	<b>1692</b>	<b>929</b>	<b>166</b>	<b>24</b>	<b>4</b>

X Scheme				
4 Axle Artic	5 Axle Artic	6 Axle Artic	B Double	Double Road Train
0	0	0	0	0
0	0	0	0	0
0	0	0	0	0
0	0	0	0	0
0	0	0	0	0
0	0	0	0	0
0	0	0	0	0
0	0	0	0	0
0	0	0	0	0
0	0	0	0	0
0	0	0	0	0
0	1	0	0	0
0	1	0	0	0
0	0	0	0	0
0	0	0	0	0
1	0	0	0	0
0	0	0	0	0
0	0	0	0	0
0	0	1	0	0
0	0	0	0	0
0	0	0	0	0
0	0	0	0	0
0	0	0	0	0
0	0	0	0	0
0	0	0	0	0
0	0	0	0	0
1	2	1	0	0
1	2	1	0	0
1	2	1	0	0
0	0	1	0	0
0	0	0	0	0
1	2	1	0	0

MPH 45 <50mph	MPH 50 <55mph	MPH 55 <60mph	MPH 60 <65mph	MPH 65 <140mph	>PSL 30	>PSL% 30	>SL1 35 ACPO	>SL1% 35 ACPO	>SL2 45 DFT	>SL2% 45 DFT	P-Tile 85%	Average Speed	Standard deviation
0	0	0	0	0	1	10	0	0	0	0	-	23	5
0	0	0	0	0	1	50	0	0	0	0	-	24.1	9.1
0	0	0	0	0	0	0	0	0	0	0	-	25.4	2.9
0	0	0	0	0	0	0	0	0	0	0	-	25.9	-
0	0	0	0	0	3	30	1	10	0	0	-	27.3	5.4
0	0	0	0	0	5	29.41	0	0	0	0	31	25.8	6.2
0	0	0	0	0	9	11.69	2	2.597	0	0	29.4	25	4.6
0	0	0	0	0	12	4.615	1	0.385	0	0	27.5	23	4.5
0	0	0	0	0	16	5.479	1	0.342	0	0	26.8	22.5	4.5

0	0	0	0	0	6	2.597	1	0.433	0	0	26.4	22.2	4.5
0	0	0	0	0	5	2.674	1	0.535	0	0	26.7	22.1	4.6
0	0	0	0	0	5	2.513	0	0	0	0	26.5	22.5	4.3
0	0	0	0	0	14	6.061	3	1.299	0	0	28.1	23.2	4.9
0	0	0	0	0	8	3.941	1	0.493	0	0	27.2	22.3	5.1
0	0	0	0	0	7	3.271	1	0.467	0	0	26.4	22.2	4.5
0	0	0	0	0	10	3.636	0	0	0	0	27	22.7	4.4
0	0	0	0	0	17	5.629	6	1.987	0	0	27.3	23	4.7
0	0	0	0	0	14	4.217	2	0.602	0	0	26.6	22.5	4.8
0	0	0	0	0	23	8.042	2	0.699	0	0	27.6	23.1	4.8
0	0	0	0	0	16	7.843	2	0.98	0	0	27.6	22.9	4.8
0	0	0	0	0	11	8.333	2	1.515	0	0	27.2	23.4	4.6
0	0	0	0	0	7	8.434	1	1.205	0	0	27.2	23.4	4.7
0	0	0	0	0	4	5.263	1	1.316	0	0	28.4	24.5	4
0	0	0	0	0	0	0	0	0	0	0	25.6	22.4	3.8
<b>0</b>	<b>0</b>	<b>0</b>	<b>0</b>	<b>0</b>	<b>137</b>	<b>4.548</b>	<b>19</b>	<b>0.631</b>	<b>0</b>	<b>0</b>	<b>27</b>	<b>22.6</b>	<b>4.6</b>
<b>0</b>	<b>0</b>	<b>0</b>	<b>0</b>	<b>0</b>	<b>180</b>	<b>5.131</b>	<b>26</b>	<b>0.741</b>	<b>0</b>	<b>0</b>	<b>27.1</b>	<b>22.8</b>	<b>4.7</b>
<b>0</b>	<b>0</b>	<b>0</b>	<b>0</b>	<b>0</b>	<b>184</b>	<b>5.083</b>	<b>27</b>	<b>0.746</b>	<b>0</b>	<b>0</b>	<b>27.1</b>	<b>22.8</b>	<b>4.7</b>
<b>0</b>	<b>0</b>	<b>0</b>	<b>0</b>	<b>0</b>	<b>54</b>	<b>5.87</b>	<b>10</b>	<b>1.087</b>	<b>0</b>	<b>0</b>	<b>27.2</b>	<b>22.8</b>	<b>4.8</b>
<b>0</b>	<b>0</b>	<b>0</b>	<b>0</b>	<b>0</b>	<b>37</b>	<b>5.882</b>	<b>4</b>	<b>0.636</b>	<b>0</b>	<b>0</b>	<b>27.4</b>	<b>23</b>	<b>4.6</b>
<b>0</b>	<b>0</b>	<b>0</b>	<b>0</b>	<b>0</b>	<b>194</b>	<b>5.29</b>	<b>28</b>	<b>0.764</b>	<b>0</b>	<b>0</b>	<b>27.2</b>	<b>22.8</b>	<b>4.7</b>

# ATC REPORT

Report Id - 1097

Site Name - 03611052-3

Description - CHURCH RD [30MPH] NORTH OF BELVEDERE AVE

Direction - North

## 24 May 2018

Time	Hourly Totals	15 Minute Bin Drops				Cycles	Motor Cycles	Car Van	Car Van Towing	Number Vehicle Classes AR				
		00-15	15-30	30-45	45-00					2 Axle Van Lorry	3 Axle Rigid	4 Axle Rigid	3 Axle Artic	
0000	14	4	4	5	1	0	1	9	0	4	0	0	0	
0100	10	3	3	3	1	0	0	7	0	3	0	0	0	
0200	5	2	1	0	2	0	0	3	0	2	0	0	0	
0300	6	2	3	1	0	0	0	6	0	0	0	0	0	
0400	12	2	2	5	3	0	0	10	0	2	0	0	0	
0500	38	1	5	9	23	0	0	29	0	7	1	0	0	
0600	132	16	19	33	64	2	6	112	1	11	0	0	0	
0700	339	74	87	89	89	5	10	287	2	32	1	2	0	
0800	322	83	70	92	77	8	7	279	3	22	1	2	0	
0900	246	71	55	54	66	1	5	205	0	32	0	2	0	
1000	190	42	55	48	45	2	7	161	0	19	0	1	0	
1100	164	40	46	36	42	1	2	138	0	19	2	2	0	
1200	183	41	59	36	47	4	6	150	1	18	0	3	1	
1300	178	55	38	47	38	2	3	153	2	18	0	0	0	
1400	163	47	44	31	41	3	1	139	1	17	0	2	0	
1500	217	55	47	57	58	2	2	190	0	20	0	3	0	
1600	211	57	54	56	44	2	8	183	1	15	1	0	1	
1700	236	59	62	54	61	5	9	208	2	11	0	1	0	
1800	207	62	53	48	44	4	4	191	0	8	0	0	0	
1900	166	47	37	42	40	4	10	146	1	4	0	0	0	
2000	95	31	27	18	19	2	12	77	0	4	0	0	0	
2100	81	29	16	19	17	2	9	65	0	4	0	1	0	
2200	81	17	26	12	26	0	5	71	0	5	0	0	0	
2300	43	12	14	15	2	0	1	40	0	2	0	0	0	
<b>07-19</b>	<b>2656</b>	<b>686</b>	<b>670</b>	<b>648</b>	<b>652</b>	<b>39</b>	<b>64</b>	<b>2284</b>	<b>12</b>	<b>231</b>	<b>5</b>	<b>18</b>	<b>2</b>	
<b>06-22</b>	<b>3130</b>	<b>809</b>	<b>769</b>	<b>760</b>	<b>792</b>	<b>49</b>	<b>101</b>	<b>2684</b>	<b>14</b>	<b>254</b>	<b>5</b>	<b>19</b>	<b>2</b>	
<b>06-00</b>	<b>3254</b>	<b>838</b>	<b>809</b>	<b>787</b>	<b>820</b>	<b>49</b>	<b>107</b>	<b>2795</b>	<b>14</b>	<b>261</b>	<b>5</b>	<b>19</b>	<b>2</b>	
<b>16-19</b>	<b>654</b>	<b>178</b>	<b>169</b>	<b>158</b>	<b>149</b>	<b>11</b>	<b>21</b>	<b>582</b>	<b>3</b>	<b>34</b>	<b>1</b>	<b>1</b>	<b>1</b>	
<b>06-09</b>	<b>793</b>	<b>173</b>	<b>176</b>	<b>214</b>	<b>230</b>	<b>15</b>	<b>23</b>	<b>678</b>	<b>6</b>	<b>65</b>	<b>2</b>	<b>4</b>	<b>0</b>	
<b>00-00</b>	<b>3339</b>	<b>852</b>	<b>827</b>	<b>810</b>	<b>850</b>	<b>49</b>	<b>108</b>	<b>2859</b>	<b>14</b>	<b>279</b>	<b>6</b>	<b>19</b>	<b>2</b>	

## 20 May 2018

Time	Hourly Totals	15 Minute Bin Drops				Vehicle Speed							
		00-15	15-30	30-45	45-00	MPH 0	MPH 10	MPH 15	MPH 20	MPH 25	MPH 30	MPH 35	MPH 40
						<10mph	<15mph	<20mph	<25mph	<30mph	<35mph	<40mph	<45mph
0000	14	4	4	5	1	0	0	2	6	4	1	1	0
0100	10	3	3	3	1	0	1	1	5	2	1	0	0
0200	5	2	1	0	2	0	0	0	0	3	2	0	0
0300	6	2	3	1	0	0	0	1	2	3	0	0	0
0400	12	2	2	5	3	0	0	1	1	9	1	0	0
0500	38	1	5	9	23	0	0	2	4	17	13	2	0
0600	132	16	19	33	64	1	4	7	37	58	22	2	1
0700	339	74	87	89	89	1	7	54	140	116	18	2	1
0800	322	83	70	92	77	2	20	83	133	71	13	0	0

0900	246	71	55	54	66	1	3	56	113	63	10	0	0
1000	190	42	55	48	45	0	4	22	90	62	12	0	0
1100	164	40	46	36	42	0	3	38	66	50	6	1	0
1200	183	41	59	36	47	3	9	42	79	45	5	0	0
1300	178	55	38	47	38	0	6	32	77	51	9	1	0
1400	163	47	44	31	41	1	12	36	71	35	6	2	0
1500	217	55	47	57	58	0	15	62	100	36	4	0	0
1600	211	57	54	56	44	1	7	41	113	42	6	1	0
1700	236	59	62	54	61	0	10	50	108	59	7	2	0
1800	207	62	53	48	44	0	4	25	98	68	11	1	0
1900	166	47	37	42	40	3	2	23	77	50	8	3	0
2000	95	31	27	18	19	0	2	11	39	30	11	0	2
2100	81	29	16	19	17	0	2	20	29	22	6	2	0
2200	81	17	26	12	26	1	2	9	27	32	9	1	0
2300	43	12	14	15	2	0	0	6	19	12	6	0	0
<b>07-19</b>	<b>2656</b>	<b>686</b>	<b>670</b>	<b>648</b>	<b>652</b>	<b>9</b>	<b>100</b>	<b>541</b>	<b>1188</b>	<b>698</b>	<b>107</b>	<b>10</b>	<b>1</b>
<b>06-22</b>	<b>3130</b>	<b>809</b>	<b>769</b>	<b>760</b>	<b>792</b>	<b>13</b>	<b>110</b>	<b>602</b>	<b>1370</b>	<b>858</b>	<b>154</b>	<b>17</b>	<b>4</b>
<b>06-00</b>	<b>3254</b>	<b>838</b>	<b>809</b>	<b>787</b>	<b>820</b>	<b>14</b>	<b>112</b>	<b>617</b>	<b>1416</b>	<b>902</b>	<b>169</b>	<b>18</b>	<b>4</b>
<b>16-19</b>	<b>654</b>	<b>178</b>	<b>169</b>	<b>158</b>	<b>149</b>	<b>1</b>	<b>21</b>	<b>116</b>	<b>319</b>	<b>169</b>	<b>24</b>	<b>4</b>	<b>0</b>
<b>06-09</b>	<b>793</b>	<b>173</b>	<b>176</b>	<b>214</b>	<b>230</b>	<b>4</b>	<b>31</b>	<b>144</b>	<b>310</b>	<b>245</b>	<b>53</b>	<b>4</b>	<b>2</b>
<b>00-00</b>	<b>3339</b>	<b>852</b>	<b>827</b>	<b>810</b>	<b>850</b>	<b>14</b>	<b>113</b>	<b>624</b>	<b>1434</b>	<b>940</b>	<b>187</b>	<b>21</b>	<b>4</b>

X Scheme				
4 Axle Artic	5 Axle Artic	6 Axle Artic	B Double	Double Road Train
0	0	0	0	0
0	0	0	0	0
0	0	0	0	0
0	0	0	0	0
0	0	0	0	0
0	0	1	0	0
0	0	0	0	0
0	0	0	0	0
0	0	0	0	0
0	0	0	0	0
1	0	0	0	0
0	0	0	0	0
0	0	0	0	0
0	0	0	0	0
0	0	0	0	0
0	0	0	0	0
0	0	0	0	0
0	0	0	0	0
0	0	0	0	0
0	0	0	0	0
0	0	0	0	0
0	0	1	0	0
0	0	0	0	0
0	0	0	0	0
0	0	0	0	0
0	0	0	0	0
1	0	0	0	0
1	0	1	0	0
1	0	1	0	0
0	0	0	0	0
0	0	0	0	0
1	0	2	0	0

MPH 45	MPH 50	MPH 55	MPH 60	MPH 65	>PSL 30	>PSL% 30	>SL1 35 ACPO	>SL1% 35 ACPO	>SL2 45 DFT	>SL2% 45 DFT	P-Tile 85%	Average Speed	Standard deviation
0	0	0	0	0	2	14.29	1	7.143	0	0	29.9	24.6	4.9
0	0	0	0	0	1	10	0	0	0	0	-	22.8	5.8
0	0	0	0	0	2	40	0	0	0	0	-	30.2	3.3
0	0	0	0	0	0	0	0	0	0	0	-	23.8	2.5
0	0	0	0	0	1	8.333	0	0	0	0	28.7	25.7	2.9
0	0	0	0	0	15	39.47	2	5.263	0	0	33	28.5	4.6
0	0	0	0	0	25	18.94	3	2.273	0	0	30.7	25.8	5.1
0	0	0	0	0	21	6.195	3	0.885	0	0	27.7	23.8	4.4
0	0	0	0	0	13	4.037	0	0	0	0	26.5	22	4.7



0	0	0	0	0	10	4.065	0	0	0	0	26.7	22.8	4
0	0	0	0	0	12	6.316	0	0	0	0	27.6	23.9	3.8
0	0	0	0	0	7	4.268	1	0.61	0	0	27.9	23.2	4.3
0	0	0	0	0	5	2.732	0	0	0	0	27.1	22.2	4.7
2	0	0	0	0	12	6.742	3	1.685	2	1.124	28.1	23.5	5.1
0	0	0	0	0	8	4.908	2	1.227	0	0	27.1	22.4	4.8
0	0	0	0	0	4	1.843	0	0	0	0	25.7	21.6	4.3
0	0	0	0	0	7	3.318	1	0.474	0	0	26.6	22.4	4.2
0	0	0	0	0	9	3.814	2	0.847	0	0	26.8	22.5	4.3
0	0	0	0	0	12	5.797	1	0.483	0	0	27.8	23.9	4.1
0	0	0	0	0	11	6.627	3	1.807	0	0	27.8	23.7	4.5
0	0	0	0	0	13	13.68	2	2.105	0	0	30	24.7	5.1
0	0	0	0	0	8	9.877	2	2.469	0	0	28.6	23.6	5
0	0	0	0	0	10	12.35	1	1.235	0	0	29.2	24.7	4.6
0	0	0	0	0	6	13.95	0	0	0	0	29.3	24.7	4.4
<b>2</b>	<b>0</b>	<b>0</b>	<b>0</b>	<b>0</b>	<b>120</b>	<b>4.518</b>	<b>13</b>	<b>0.489</b>	<b>2</b>	<b>0.075</b>	<b>27.2</b>	<b>22.8</b>	<b>4.4</b>
<b>2</b>	<b>0</b>	<b>0</b>	<b>0</b>	<b>0</b>	<b>177</b>	<b>5.655</b>	<b>23</b>	<b>0.735</b>	<b>2</b>	<b>0.064</b>	<b>27.4</b>	<b>23.1</b>	<b>4.6</b>
<b>2</b>	<b>0</b>	<b>0</b>	<b>0</b>	<b>0</b>	<b>193</b>	<b>5.931</b>	<b>24</b>	<b>0.738</b>	<b>2</b>	<b>0.061</b>	<b>27.5</b>	<b>23.2</b>	<b>4.6</b>
<b>0</b>	<b>0</b>	<b>0</b>	<b>0</b>	<b>0</b>	<b>28</b>	<b>4.281</b>	<b>4</b>	<b>0.612</b>	<b>0</b>	<b>0</b>	<b>27.1</b>	<b>22.9</b>	<b>4.2</b>
<b>0</b>	<b>0</b>	<b>0</b>	<b>0</b>	<b>0</b>	<b>59</b>	<b>7.44</b>	<b>6</b>	<b>0.757</b>	<b>0</b>	<b>0</b>	<b>28</b>	<b>23.4</b>	<b>4.8</b>
<b>2</b>	<b>0</b>	<b>0</b>	<b>0</b>	<b>0</b>	<b>214</b>	<b>6.409</b>	<b>27</b>	<b>0.809</b>	<b>2</b>	<b>0.06</b>	<b>27.6</b>	<b>23.2</b>	<b>4.6</b>

# ATC REPORT

Report Id - 1097

Site Name - 03611052-3

Description - CHURCH RD [30MPH] NORTH OF BELVEDERE AVE

Direction - South

24 May 2018

Time	Hourly Totals	15 Minute Bin Drops				Cycles	Motor Cycles	Car Van	Car Van Towing	Number Vehicle Classes AR			
		00-15	15-30	30-45	45-00					2 Axle Van Lorry	3 Axle Rigid	4 Axle Rigid	3 Axle Artic
0000	19	7	2	7	3	0	2	13	0	4	0	0	0
0100	8	4	3	1	0	0	0	7	0	1	0	0	0
0200	7	1	3	2	1	0	0	4	0	3	0	0	0
0300	5	1	0	3	1	0	0	4	0	1	0	0	0
0400	11	1	4	2	4	0	0	8	0	3	0	0	0
0500	20	4	5	5	6	0	0	17	0	3	0	0	0
0600	79	11	17	23	28	2	0	65	0	11	0	0	1
0700	248	53	61	63	71	5	2	221	1	16	2	0	0
0800	278	77	79	63	59	3	3	250	0	19	0	2	0
0900	225	62	61	57	45	1	5	192	0	24	0	1	0
1000	195	47	49	56	43	0	0	165	0	29	0	1	0
1100	220	45	57	55	63	2	5	180	1	30	0	1	1
1200	194	49	51	49	45	2	3	167	1	18	0	3	0
1300	221	65	60	44	52	2	4	190	1	21	2	1	0
1400	212	58	51	50	53	1	2	187	0	20	0	2	0
1500	283	80	64	68	71	0	3	253	1	26	0	0	0
1600	309	85	67	77	80	5	8	272	1	22	0	0	1
1700	341	104	82	74	81	8	9	301	2	21	0	0	0
1800	269	77	62	66	64	2	16	239	1	7	1	3	0
1900	203	60	48	51	44	5	10	174	3	11	0	0	0
2000	131	36	35	34	26	4	9	112	0	5	1	0	0
2100	99	24	26	21	28	1	10	82	0	6	0	0	0
2200	66	19	12	16	19	0	3	58	0	5	0	0	0
2300	41	17	14	6	4	0	0	38	0	3	0	0	0
<b>07-19</b>	<b>2995</b>	<b>802</b>	<b>744</b>	<b>722</b>	<b>727</b>	<b>31</b>	<b>60</b>	<b>2617</b>	<b>9</b>	<b>253</b>	<b>5</b>	<b>14</b>	<b>2</b>
<b>06-22</b>	<b>3507</b>	<b>933</b>	<b>870</b>	<b>851</b>	<b>853</b>	<b>43</b>	<b>89</b>	<b>3050</b>	<b>12</b>	<b>286</b>	<b>6</b>	<b>14</b>	<b>3</b>
<b>06-00</b>	<b>3614</b>	<b>969</b>	<b>896</b>	<b>873</b>	<b>876</b>	<b>43</b>	<b>92</b>	<b>3146</b>	<b>12</b>	<b>294</b>	<b>6</b>	<b>14</b>	<b>3</b>
<b>16-19</b>	<b>919</b>	<b>266</b>	<b>211</b>	<b>217</b>	<b>225</b>	<b>15</b>	<b>33</b>	<b>812</b>	<b>4</b>	<b>50</b>	<b>1</b>	<b>3</b>	<b>1</b>
<b>06-09</b>	<b>605</b>	<b>141</b>	<b>157</b>	<b>149</b>	<b>158</b>	<b>10</b>	<b>5</b>	<b>536</b>	<b>1</b>	<b>46</b>	<b>2</b>	<b>2</b>	<b>1</b>
<b>00-00</b>	<b>3684</b>	<b>987</b>	<b>913</b>	<b>893</b>	<b>891</b>	<b>43</b>	<b>94</b>	<b>3199</b>	<b>12</b>	<b>309</b>	<b>6</b>	<b>14</b>	<b>3</b>

24 May 2018

Time	Hourly Totals	15 Minute Bin Drops				Vehicle Speed							
		00-15	15-30	30-45	45-00	MPH 0	MPH 10	MPH 15	MPH 20	MPH 25	MPH 30	MPH 35	MPH 40
						<10mph	<15mph	<20mph	<25mph	<30mph	<35mph	<40mph	<45mph
0000	19	7	2	7	3	0	0	2	9	5	1	2	0
0100	8	4	3	1	0	0	1	1	5	0	0	1	0
0200	7	1	3	2	1	0	0	1	2	4	0	0	0
0300	5	1	0	3	1	0	0	1	0	4	0	0	0
0400	11	1	4	2	4	0	0	0	4	5	1	1	0
0500	20	4	5	5	6	0	1	1	6	10	2	0	0
0600	79	11	17	23	28	1	3	10	22	30	10	3	0
0700	248	53	61	63	71	5	16	36	121	60	7	3	0
0800	278	77	79	63	59	6	14	49	142	57	9	1	0

0900	225	62	61	57	45	0	10	48	95	60	11	1	0
1000	195	47	49	56	43	0	8	38	89	53	6	1	0
1100	220	45	57	55	63	1	11	36	109	51	11	0	1
1200	194	49	51	49	45	4	2	44	102	35	7	0	0
1300	221	65	60	44	52	2	13	44	108	48	6	0	0
1400	212	58	51	50	53	3	6	49	93	46	12	2	1
1500	283	80	64	68	71	1	8	39	163	56	16	0	0
1600	309	85	67	77	80	3	25	76	121	72	11	1	0
1700	341	104	82	74	81	3	24	48	164	87	11	3	1
1800	269	77	62	66	64	0	8	40	129	79	13	0	0
1900	203	60	48	51	44	1	7	31	102	47	15	0	0
2000	131	36	35	34	26	1	1	16	60	39	10	3	1
2100	99	24	26	21	28	0	3	12	44	29	10	1	0
2200	66	19	12	16	19	0	4	8	24	26	3	1	0
2300	41	17	14	6	4	0	1	6	18	14	2	0	0
<b>07-19</b>	<b>2995</b>	<b>802</b>	<b>744</b>	<b>722</b>	<b>727</b>	<b>28</b>	<b>145</b>	<b>547</b>	<b>1436</b>	<b>704</b>	<b>120</b>	<b>12</b>	<b>3</b>
<b>06-22</b>	<b>3507</b>	<b>933</b>	<b>870</b>	<b>851</b>	<b>853</b>	<b>31</b>	<b>159</b>	<b>616</b>	<b>1664</b>	<b>849</b>	<b>165</b>	<b>19</b>	<b>4</b>
<b>06-00</b>	<b>3614</b>	<b>969</b>	<b>896</b>	<b>873</b>	<b>876</b>	<b>31</b>	<b>164</b>	<b>630</b>	<b>1706</b>	<b>889</b>	<b>170</b>	<b>20</b>	<b>4</b>
<b>16-19</b>	<b>919</b>	<b>266</b>	<b>211</b>	<b>217</b>	<b>225</b>	<b>6</b>	<b>57</b>	<b>164</b>	<b>414</b>	<b>238</b>	<b>35</b>	<b>4</b>	<b>1</b>
<b>06-09</b>	<b>605</b>	<b>141</b>	<b>157</b>	<b>149</b>	<b>158</b>	<b>12</b>	<b>33</b>	<b>95</b>	<b>285</b>	<b>147</b>	<b>26</b>	<b>7</b>	<b>0</b>
<b>00-00</b>	<b>3684</b>	<b>987</b>	<b>913</b>	<b>893</b>	<b>891</b>	<b>31</b>	<b>166</b>	<b>636</b>	<b>1732</b>	<b>917</b>	<b>174</b>	<b>24</b>	<b>4</b>



0	0	0	0	0	12	5.333	1	0.444	0	0	27.4	23	4.4
0	0	0	0	0	7	3.59	1	0.513	0	0	26.9	22.7	4.4
0	0	0	0	0	12	5.455	1	0.455	0	0	27	22.7	4.5
0	0	0	0	0	7	3.608	0	0	0	0	26.5	22.3	4.4
0	0	0	0	0	6	2.715	0	0	0	0	26	22	4.4
0	0	0	0	0	15	7.075	3	1.415	0	0	27.2	22.8	5
0	0	0	0	0	16	5.654	0	0	0	0	27.4	23.1	4.1
0	0	0	0	0	12	3.883	1	0.324	0	0	27	21.8	4.9
0	0	0	0	0	15	4.399	4	1.173	0	0	27.1	22.7	4.8
0	0	0	0	0	13	4.833	0	0	0	0	27.4	23.3	4.2
0	0	0	0	0	15	7.389	0	0	0	0	27.3	23	4.5
0	0	0	0	0	14	10.69	4	3.053	0	0	28.5	24.4	4.8
0	0	0	0	0	11	11.11	1	1.01	0	0	29	24.2	4.8
0	0	0	0	0	4	6.061	1	1.515	0	0	27.8	24.2	4.7
0	0	0	0	0	2	4.878	0	0	0	0	28.2	23.6	4.4
<b>0</b>	<b>0</b>	<b>0</b>	<b>0</b>	<b>0</b>	<b>135</b>	<b>4.508</b>	<b>15</b>	<b>0.501</b>	<b>0</b>	<b>0</b>	<b>27</b>	<b>22.6</b>	<b>4.6</b>
<b>0</b>	<b>0</b>	<b>0</b>	<b>0</b>	<b>0</b>	<b>188</b>	<b>5.361</b>	<b>23</b>	<b>0.656</b>	<b>0</b>	<b>0</b>	<b>27.2</b>	<b>22.8</b>	<b>4.7</b>
<b>0</b>	<b>0</b>	<b>0</b>	<b>0</b>	<b>0</b>	<b>194</b>	<b>5.368</b>	<b>24</b>	<b>0.664</b>	<b>0</b>	<b>0</b>	<b>27.2</b>	<b>22.8</b>	<b>4.7</b>
<b>0</b>	<b>0</b>	<b>0</b>	<b>0</b>	<b>0</b>	<b>40</b>	<b>4.353</b>	<b>5</b>	<b>0.544</b>	<b>0</b>	<b>0</b>	<b>27.1</b>	<b>22.6</b>	<b>4.7</b>
<b>0</b>	<b>0</b>	<b>0</b>	<b>0</b>	<b>0</b>	<b>33</b>	<b>5.455</b>	<b>7</b>	<b>1.157</b>	<b>0</b>	<b>0</b>	<b>27.5</b>	<b>22.8</b>	<b>5</b>
<b>0</b>	<b>0</b>	<b>0</b>	<b>0</b>	<b>0</b>	<b>202</b>	<b>5.483</b>	<b>28</b>	<b>0.76</b>	<b>0</b>	<b>0</b>	<b>27.3</b>	<b>22.9</b>	<b>4.7</b>

# ATC REPORT

Report Id - 1097

Site Name - 03611052-3

Description - CHURCH RD [30MPH] NORTH OF BELVEDERE AVE

Direction - North

## 25 May 2018

Time	Hourly Totals	15 Minute Bin Drops				Cycles	Motor Cycles	Car Van	Car Van Towing	Number Vehicle Classes AR			
		00-15	15-30	30-45	45-00					2 Axle Van Lorry	3 Axle Rigid	4 Axle Rigid	3 Axle Artic
0000	26	6	8	9	3	1	0	21	0	4	0	0	0
0100	12	5	4	1	2	0	0	10	0	2	0	0	0
0200	6	0	3	0	3	0	0	5	0	1	0	0	0
0300	8	0	1	2	5	0	1	7	0	0	0	0	0
0400	8	3	2	1	2	0	0	5	0	2	1	0	0
0500	35	1	7	9	18	1	1	25	0	8	0	0	0
0600	123	7	23	38	55	4	3	95	0	19	1	1	0
0700	328	66	82	79	101	5	13	278	2	29	0	0	0
0800	267	73	63	77	54	6	6	230	0	21	3	1	0
0900	219	56	63	46	54	1	6	180	1	29	0	1	0
1000	173	55	29	38	51	4	1	137	1	25	1	2	0
1100	184	51	47	43	43	2	3	152	0	23	1	3	0
1200	232	46	53	68	65	7	9	188	1	24	0	2	0
1300	218	53	60	50	55	3	7	177	1	28	0	1	0
1400	184	37	40	54	53	1	6	157	1	19	0	0	0
1500	213	56	37	63	57	2	3	186	3	17	0	2	0
1600	231	68	53	50	60	8	5	208	0	8	1	1	0
1700	217	59	50	50	58	2	3	198	4	10	0	0	0
1800	199	61	47	47	44	6	8	174	0	9	0	1	1
1900	156	47	47	29	33	4	10	137	0	5	0	0	0
2000	115	40	32	22	21	1	17	93	0	4	0	0	0
2100	94	23	25	27	19	1	12	77	0	4	0	0	0
2200	79	26	16	21	16	0	4	71	0	4	0	0	0
2300	44	17	12	10	5	0	1	40	0	3	0	0	0
<b>07-19</b>	<b>2665</b>	<b>681</b>	<b>624</b>	<b>665</b>	<b>695</b>	<b>47</b>	<b>70</b>	<b>2265</b>	<b>14</b>	<b>242</b>	<b>6</b>	<b>14</b>	<b>1</b>
<b>06-22</b>	<b>3153</b>	<b>798</b>	<b>751</b>	<b>781</b>	<b>823</b>	<b>57</b>	<b>112</b>	<b>2667</b>	<b>14</b>	<b>274</b>	<b>7</b>	<b>15</b>	<b>1</b>
<b>06-00</b>	<b>3276</b>	<b>841</b>	<b>779</b>	<b>812</b>	<b>844</b>	<b>57</b>	<b>117</b>	<b>2778</b>	<b>14</b>	<b>281</b>	<b>7</b>	<b>15</b>	<b>1</b>
<b>16-19</b>	<b>647</b>	<b>188</b>	<b>150</b>	<b>147</b>	<b>162</b>	<b>16</b>	<b>16</b>	<b>580</b>	<b>4</b>	<b>27</b>	<b>1</b>	<b>2</b>	<b>1</b>
<b>06-09</b>	<b>718</b>	<b>146</b>	<b>168</b>	<b>194</b>	<b>210</b>	<b>15</b>	<b>22</b>	<b>603</b>	<b>2</b>	<b>69</b>	<b>4</b>	<b>2</b>	<b>0</b>
<b>00-00</b>	<b>3371</b>	<b>856</b>	<b>804</b>	<b>834</b>	<b>877</b>	<b>59</b>	<b>119</b>	<b>2851</b>	<b>14</b>	<b>298</b>	<b>8</b>	<b>15</b>	<b>1</b>

## 20 May 2018

Time	Hourly Totals	15 Minute Bin Drops				Vehicle Speed							
		00-15	15-30	30-45	45-00	MPH 0	MPH 10	MPH 15	MPH 20	MPH 25	MPH 30	MPH 35	MPH 40
		<10mph	<15mph	<20mph	<25mph	<30mph	<35mph	<40mph	<45mph				
0000	26	6	8	9	3	0	1	2	11	8	3	1	0
0100	12	5	4	1	2	0	1	0	7	4	0	0	0
0200	6	0	3	0	3	0	0	0	2	4	0	0	0
0300	8	0	1	2	5	0	0	1	3	3	1	0	0
0400	8	3	2	1	2	0	0	1	2	5	0	0	0
0500	35	1	7	9	18	0	1	3	4	16	8	2	1
0600	123	7	23	38	55	0	2	9	39	51	19	3	0
0700	328	66	82	79	101	0	15	46	140	109	17	1	0
0800	267	73	63	77	54	1	13	51	141	56	5	0	0

0900	219	56	63	46	54	0	8	41	115	46	7	1	1
1000	173	55	29	38	51	1	16	35	74	38	6	3	0
1100	184	51	47	43	43	1	11	34	90	42	5	1	0
1200	232	46	53	68	65	0	9	47	126	41	5	3	1
1300	218	53	60	50	55	0	2	60	91	56	8	1	0
1400	184	37	40	54	53	0	8	45	79	42	9	1	0
1500	213	56	37	63	57	1	7	49	106	42	8	0	0
1600	231	68	53	50	60	4	5	54	112	47	7	1	1
1700	217	59	50	50	58	0	12	42	99	62	1	0	1
1800	199	61	47	47	44	1	8	30	90	58	11	1	0
1900	156	47	47	29	33	0	3	22	82	36	6	3	1
2000	115	40	32	22	21	0	2	14	51	35	9	3	1
2100	94	23	25	27	19	0	1	14	45	24	5	3	2
2200	79	26	16	21	16	0	0	6	39	33	1	0	0
2300	44	17	12	10	5	0	0	5	22	13	4	0	0
<b>07-19</b>	<b>2665</b>	<b>681</b>	<b>624</b>	<b>665</b>	<b>695</b>	<b>9</b>	<b>114</b>	<b>534</b>	<b>1263</b>	<b>639</b>	<b>89</b>	<b>13</b>	<b>4</b>
<b>06-22</b>	<b>3153</b>	<b>798</b>	<b>751</b>	<b>781</b>	<b>823</b>	<b>9</b>	<b>122</b>	<b>593</b>	<b>1480</b>	<b>785</b>	<b>128</b>	<b>25</b>	<b>8</b>
<b>06-00</b>	<b>3276</b>	<b>841</b>	<b>779</b>	<b>812</b>	<b>844</b>	<b>9</b>	<b>122</b>	<b>604</b>	<b>1541</b>	<b>831</b>	<b>133</b>	<b>25</b>	<b>8</b>
<b>16-19</b>	<b>647</b>	<b>188</b>	<b>150</b>	<b>147</b>	<b>162</b>	<b>5</b>	<b>25</b>	<b>126</b>	<b>301</b>	<b>167</b>	<b>19</b>	<b>2</b>	<b>2</b>
<b>06-09</b>	<b>718</b>	<b>146</b>	<b>168</b>	<b>194</b>	<b>210</b>	<b>1</b>	<b>30</b>	<b>106</b>	<b>320</b>	<b>216</b>	<b>41</b>	<b>4</b>	<b>0</b>
<b>00-00</b>	<b>3371</b>	<b>856</b>	<b>804</b>	<b>834</b>	<b>877</b>	<b>9</b>	<b>125</b>	<b>611</b>	<b>1570</b>	<b>871</b>	<b>145</b>	<b>28</b>	<b>9</b>





0	0	0	0	0	9	4.11	2	0.913	0	0	26.7	22.7	4.4
0	0	0	0	0	9	5.202	3	1.734	0	0	27.3	22.2	5.3
0	0	0	0	0	6	3.261	1	0.543	0	0	26.7	22.3	4.4
0	0	0	0	0	9	3.879	4	1.724	0	0	25.9	22.3	4.4
0	0	0	0	0	9	4.128	1	0.459	0	0	26.9	23	4
0	0	0	0	0	10	5.435	1	0.543	0	0	27.3	22.6	4.6
0	0	0	0	0	8	3.756	0	0	0	0	26.4	22.4	4
0	0	0	0	0	9	3.896	2	0.866	0	0	26.1	22.2	4.4
0	0	0	0	0	2	0.922	1	0.461	0	0	26.5	22.5	4.4
0	0	0	0	0	12	6.03	1	0.503	0	0	27.3	23.3	4.5
3	0	0	0	0	13	8.333	7	4.487	3	1.923	28.4	24.2	5.5
0	0	0	0	0	13	11.3	4	3.478	0	0	29.3	24.9	5
0	0	0	0	0	10	10.64	5	5.319	0	0	27.6	24.5	5.2
0	0	0	0	0	1	1.266	0	0	0	0	27.8	24.4	3.4
0	0	0	0	0	4	9.091	0	0	0	0	27.5	24.7	3.7
<b>0</b>	<b>0</b>	<b>0</b>	<b>0</b>	<b>0</b>	<b>106</b>	<b>3.977</b>	<b>17</b>	<b>0.638</b>	<b>0</b>	<b>0</b>	<b>26.8</b>	<b>22.6</b>	<b>4.4</b>
<b>3</b>	<b>0</b>	<b>0</b>	<b>0</b>	<b>0</b>	<b>164</b>	<b>5.201</b>	<b>36</b>	<b>1.142</b>	<b>3</b>	<b>0.095</b>	<b>27.1</b>	<b>23</b>	<b>4.6</b>
<b>3</b>	<b>0</b>	<b>0</b>	<b>0</b>	<b>0</b>	<b>169</b>	<b>5.159</b>	<b>36</b>	<b>1.099</b>	<b>3</b>	<b>0.092</b>	<b>27.1</b>	<b>23</b>	<b>4.6</b>
<b>0</b>	<b>0</b>	<b>0</b>	<b>0</b>	<b>0</b>	<b>23</b>	<b>3.555</b>	<b>4</b>	<b>0.618</b>	<b>0</b>	<b>0</b>	<b>26.6</b>	<b>22.6</b>	<b>4.5</b>
<b>0</b>	<b>0</b>	<b>0</b>	<b>0</b>	<b>0</b>	<b>45</b>	<b>6.267</b>	<b>4</b>	<b>0.557</b>	<b>0</b>	<b>0</b>	<b>27.7</b>	<b>23.5</b>	<b>4.6</b>
<b>3</b>	<b>0</b>	<b>0</b>	<b>0</b>	<b>0</b>	<b>185</b>	<b>5.488</b>	<b>40</b>	<b>1.187</b>	<b>3</b>	<b>0.089</b>	<b>27.2</b>	<b>23.1</b>	<b>4.6</b>

# ATC REPORT

Report Id - 1097

Site Name - 03611052-3

Description - CHURCH RD [30MPH] NORTH OF BELVEDERE AVE

Direction - South

25 May 2018

Time	Hourly Totals	15 Minute Bin Drops				Cycles	Motor Cycles	Car Van	Car Van Towing	Number Vehicle Classes AR			
		00-15	15-30	30-45	45-00					2 Axle Van Lorry	3 Axle Rigid	4 Axle Rigid	3 Axle Artic
0000	17	6	4	3	4	1	1	12	0	3	0	0	0
0100	9	2	2	2	3	0	0	7	0	2	0	0	0
0200	6	2	3	0	1	0	0	5	0	1	0	0	0
0300	5	1	1	2	1	0	0	3	0	2	0	0	0
0400	9	3	0	2	4	0	0	8	0	1	0	0	0
0500	25	7	4	5	9	0	0	15	1	7	1	0	1
0600	75	16	15	16	28	2	1	61	0	10	1	0	0
0700	200	39	49	59	53	5	2	179	1	13	0	0	0
0800	302	65	92	67	78	3	4	259	2	29	4	1	0
0900	233	63	72	55	43	5	5	187	0	33	0	3	0
1000	201	35	66	55	45	3	3	167	2	22	0	3	0
1100	218	52	53	56	57	4	3	180	1	25	0	4	0
1200	237	61	57	61	58	1	5	200	0	30	0	1	0
1300	243	49	73	68	53	2	7	197	0	32	1	2	0
1400	241	61	66	57	57	2	4	201	0	33	0	1	0
1500	279	52	81	71	75	4	6	245	2	20	1	0	1
1600	301	74	79	69	79	3	10	269	1	17	0	0	1
1700	315	78	85	77	75	10	8	275	2	18	0	1	0
1800	281	73	63	71	74	9	12	246	2	11	0	1	0
1900	220	61	61	43	55	8	8	194	3	7	0	0	0
2000	137	52	36	31	18	2	8	118	1	6	0	0	0
2100	72	16	24	19	13	2	12	56	0	2	0	0	0
2200	72	20	16	16	20	0	4	64	0	4	0	0	0
2300	56	8	21	13	14	0	2	50	0	4	0	0	0
<b>07-19</b>	<b>3051</b>	<b>702</b>	<b>836</b>	<b>766</b>	<b>747</b>	<b>51</b>	<b>69</b>	<b>2605</b>	<b>13</b>	<b>283</b>	<b>6</b>	<b>17</b>	<b>2</b>
<b>06-22</b>	<b>3555</b>	<b>847</b>	<b>972</b>	<b>875</b>	<b>861</b>	<b>65</b>	<b>98</b>	<b>3034</b>	<b>17</b>	<b>308</b>	<b>7</b>	<b>17</b>	<b>2</b>
<b>06-00</b>	<b>3683</b>	<b>875</b>	<b>1009</b>	<b>904</b>	<b>895</b>	<b>65</b>	<b>104</b>	<b>3148</b>	<b>17</b>	<b>316</b>	<b>7</b>	<b>17</b>	<b>2</b>
<b>16-19</b>	<b>897</b>	<b>225</b>	<b>227</b>	<b>217</b>	<b>228</b>	<b>22</b>	<b>30</b>	<b>790</b>	<b>5</b>	<b>46</b>	<b>0</b>	<b>2</b>	<b>1</b>
<b>06-09</b>	<b>577</b>	<b>120</b>	<b>156</b>	<b>142</b>	<b>159</b>	<b>10</b>	<b>7</b>	<b>499</b>	<b>3</b>	<b>52</b>	<b>5</b>	<b>1</b>	<b>0</b>
<b>00-00</b>	<b>3754</b>	<b>896</b>	<b>1023</b>	<b>918</b>	<b>917</b>	<b>66</b>	<b>105</b>	<b>3198</b>	<b>18</b>	<b>332</b>	<b>8</b>	<b>17</b>	<b>3</b>

25 May 2018

Time	Hourly Totals	15 Minute Bin Drops				Vehicle Speed							
		00-15	15-30	30-45	45-00	MPH 0	MPH 10	MPH 15	MPH 20	MPH 25	MPH 30	MPH 35	MPH 40
		<10mph	<15mph	<20mph	<25mph	<30mph	<35mph	<40mph	<45mph				
0000	17	6	4	3	4	0	3	1	7	5	1	0	0
0100	9	2	2	2	3	0	0	0	6	3	0	0	0
0200	6	2	3	0	1	0	0	1	2	2	1	0	0
0300	5	1	1	2	1	0	0	1	1	1	1	1	0
0400	9	3	0	2	4	0	0	1	3	3	2	0	0
0500	25	7	4	5	9	1	2	1	3	14	4	0	0
0600	75	16	15	16	28	1	4	8	24	25	11	2	0
0700	200	39	49	59	53	1	12	22	85	67	13	0	0
0800	302	65	92	67	78	2	9	81	148	52	9	1	0

0900	233	63	72	55	43	3	24	59	97	44	3	3	0
1000	201	35	66	55	45	2	14	45	95	34	8	2	1
1100	218	52	53	56	57	2	12	57	98	42	6	0	0
1200	237	61	57	61	58	0	7	53	124	46	7	0	0
1300	243	49	73	68	53	0	11	42	126	58	5	1	0
1400	241	61	66	57	57	1	7	44	119	63	5	2	0
1500	279	52	81	71	75	2	14	61	115	75	10	2	0
1600	301	74	79	69	79	2	7	54	147	77	11	3	0
1700	315	78	85	77	75	0	9	57	150	80	19	0	0
1800	281	73	63	71	74	0	12	56	129	66	15	2	1
1900	220	61	61	43	55	3	9	37	118	46	5	1	1
2000	137	52	36	31	18	1	1	28	64	31	10	1	1
2100	72	16	24	19	13	1	2	15	23	22	4	4	1
2200	72	20	16	16	20	0	0	11	40	17	1	2	1
2300	56	8	21	13	14	0	2	7	31	13	3	0	0
<b>07-19</b>	<b>3051</b>	<b>702</b>	<b>836</b>	<b>766</b>	<b>747</b>	<b>15</b>	<b>138</b>	<b>631</b>	<b>1433</b>	<b>704</b>	<b>111</b>	<b>16</b>	<b>2</b>
<b>06-22</b>	<b>3555</b>	<b>847</b>	<b>972</b>	<b>875</b>	<b>861</b>	<b>21</b>	<b>154</b>	<b>719</b>	<b>1662</b>	<b>828</b>	<b>141</b>	<b>24</b>	<b>5</b>
<b>06-00</b>	<b>3683</b>	<b>875</b>	<b>1009</b>	<b>904</b>	<b>895</b>	<b>21</b>	<b>156</b>	<b>737</b>	<b>1733</b>	<b>858</b>	<b>145</b>	<b>26</b>	<b>6</b>
<b>16-19</b>	<b>897</b>	<b>225</b>	<b>227</b>	<b>217</b>	<b>228</b>	<b>2</b>	<b>28</b>	<b>167</b>	<b>426</b>	<b>223</b>	<b>45</b>	<b>5</b>	<b>1</b>
<b>06-09</b>	<b>577</b>	<b>120</b>	<b>156</b>	<b>142</b>	<b>159</b>	<b>4</b>	<b>25</b>	<b>111</b>	<b>257</b>	<b>144</b>	<b>33</b>	<b>3</b>	<b>0</b>
<b>00-00</b>	<b>3754</b>	<b>896</b>	<b>1023</b>	<b>918</b>	<b>917</b>	<b>22</b>	<b>161</b>	<b>742</b>	<b>1755</b>	<b>886</b>	<b>154</b>	<b>27</b>	<b>6</b>

X Scheme				
4 Axle Artic	5 Axle Artic	6 Axle Artic	B Double	Double Road Train
0	0	0	0	0
0	0	0	0	0
0	0	0	0	0
0	0	0	0	0
0	0	0	0	0
0	0	0	0	0
0	0	0	0	0
0	0	0	0	0
0	0	0	0	0
0	0	0	0	0
0	0	0	0	0
0	1	0	0	0
0	1	0	0	0
0	0	0	0	0
1	1	0	0	0
0	0	0	0	0
0	0	0	0	0
0	0	0	0	0
0	1	0	0	0
0	0	0	0	0
0	0	0	0	0
2	0	0	0	0
0	0	0	0	0
0	0	0	0	0
1	4	0	0	0
3	4	0	0	0
3	4	0	0	0
0	1	0	0	0
0	0	0	0	0
3	4	0	0	0

MPH 45	MPH 50	MPH 55	MPH 60	MPH 65	>PSL 30	>PSL% 30	>SL1 35 ACPO	>SL1% 35 ACPO	>SL2 45 DFT	>SL2% 45 DFT	P-Tile 85%	Average Speed	Standard deviation
0	0	0	0	0	1	5.882	0	0	0	0	28.5	22.5	5.6
0	0	0	0	0	0	0	0	0	0	0	-	23.9	3.2
0	0	0	0	0	1	16.67	0	0	0	0	-	24.4	4.5
0	0	0	0	0	2	40	1	20	0	0	-	26.4	7.8
0	0	0	0	0	2	22.22	0	0	0	0	-	25.7	5
0	0	0	0	0	4	16	0	0	0	0	31	25.1	6.3
0	0	0	0	0	13	17.33	2	2.667	0	0	30.3	24.5	5.6
0	0	0	0	0	13	6.5	0	0	0	0	28	23.5	4.8
0	0	0	0	0	10	3.311	1	0.331	0	0	25.9	22	4.2

0	0	0	0	0	6	2.575	3	1.288	0	0	25.8	21.3	5
0	0	0	0	0	11	5.473	3	1.493	0	0	26.2	21.9	5
1	0	0	0	0	7	3.211	1	0.459	1	0.459	26.1	21.8	4.7
0	0	0	0	0	7	2.954	0	0	0	0	26.5	22.5	4
0	0	0	0	0	6	2.469	1	0.412	0	0	26.4	22.5	4
0	0	0	0	0	7	2.905	2	0.83	0	0	26.8	22.7	4.3
0	0	0	0	0	12	4.301	2	0.717	0	0	26.9	22.6	4.7
0	0	0	0	0	14	4.651	3	0.997	0	0	27.2	23.1	4.3
0	0	0	0	0	19	6.032	0	0	0	0	27.6	23.1	4.3
0	0	0	0	0	18	6.406	3	1.068	0	0	27.7	23.1	4.7
0	0	0	0	0	7	3.182	2	0.909	0	0	26.8	22.4	4.5
0	0	0	0	0	12	8.759	2	1.46	0	0	29.2	23.6	4.7
0	0	0	0	0	9	12.5	5	6.944	0	0	28.8	24.3	6.2
0	0	0	0	0	4	5.556	3	4.167	0	0	27.1	23.9	4.7
0	0	0	0	0	3	5.357	0	0	0	0	27.2	23.4	3.7
<b>1</b>	<b>0</b>	<b>0</b>	<b>0</b>	<b>0</b>	<b>130</b>	<b>4.261</b>	<b>19</b>	<b>0.623</b>	<b>1</b>	<b>0.033</b>	<b>26.8</b>	<b>22.5</b>	<b>4.5</b>
<b>1</b>	<b>0</b>	<b>0</b>	<b>0</b>	<b>0</b>	<b>171</b>	<b>4.81</b>	<b>30</b>	<b>0.844</b>	<b>1</b>	<b>0.028</b>	<b>26.9</b>	<b>22.6</b>	<b>4.6</b>
<b>1</b>	<b>0</b>	<b>0</b>	<b>0</b>	<b>0</b>	<b>178</b>	<b>4.833</b>	<b>33</b>	<b>0.896</b>	<b>1</b>	<b>0.027</b>	<b>27</b>	<b>22.7</b>	<b>4.6</b>
<b>0</b>	<b>0</b>	<b>0</b>	<b>0</b>	<b>0</b>	<b>51</b>	<b>5.686</b>	<b>6</b>	<b>0.669</b>	<b>0</b>	<b>0</b>	<b>27.4</b>	<b>23.1</b>	<b>4.5</b>
<b>0</b>	<b>0</b>	<b>0</b>	<b>0</b>	<b>0</b>	<b>36</b>	<b>6.239</b>	<b>3</b>	<b>0.52</b>	<b>0</b>	<b>0</b>	<b>27.5</b>	<b>22.9</b>	<b>4.7</b>
<b>1</b>	<b>0</b>	<b>0</b>	<b>0</b>	<b>0</b>	<b>188</b>	<b>5.008</b>	<b>34</b>	<b>0.906</b>	<b>1</b>	<b>0.027</b>	<b>27</b>	<b>22.7</b>	<b>4.6</b>

# ATC REPORT

Report Id - 1097

Site Name - 03611052-3

Description - CHURCH RD [30MPH] NORTH OF BELVEDERE AVE

Direction - North

## 26 May 2018

Time	Hourly Totals	15 Minute Bin Drops				Cycles	Motor Cycles	Car Van	Car Van Towing	Number Vehicle Classes AR			
		00-15	15-30	30-45	45-00					2 Axle Van Lorry	3 Axle Rigid	4 Axle Rigid	3 Axle Artic
0000	27	10	5	8	4	0	0	24	0	3	0	0	0
0100	22	5	5	6	6	0	2	17	0	3	0	0	0
0200	12	3	3	0	6	0	0	10	0	2	0	0	0
0300	15	5	2	3	5	1	0	13	0	1	0	0	0
0400	13	3	4	5	1	0	0	13	0	0	0	0	0
0500	15	4	2	2	7	0	0	12	0	2	1	0	0
0600	44	12	8	9	15	1	0	33	0	9	1	0	0
0700	75	12	17	16	30	3	1	56	0	14	0	1	0
0800	118	20	29	24	45	3	2	102	0	10	0	1	0
0900	155	34	35	37	49	2	4	136	0	11	0	1	0
1000	205	59	30	55	61	4	4	188	0	8	0	1	0
1100	188	50	46	49	43	5	5	169	1	7	1	0	0
1200	204	53	63	31	57	10	5	182	2	4	0	1	0
1300	168	43	44	42	39	7	3	147	1	10	0	0	0
1400	158	46	27	42	43	6	6	138	1	6	1	0	0
1500	148	35	37	36	40	5	2	133	1	5	0	1	0
1600	148	39	25	37	47	5	6	129	2	4	0	2	0
1700	177	38	59	34	46	5	5	161	1	5	0	0	0
1800	157	50	45	32	30	4	8	138	1	4	0	2	0
1900	127	34	34	31	28	1	11	109	2	2	0	2	0
2000	93	25	22	25	21	2	4	79	1	5	0	2	0
2100	56	15	12	14	15	0	4	45	0	6	1	0	0
2200	75	18	19	16	22	2	1	69	0	3	0	0	0
2300	49	12	15	15	7	0	1	43	0	5	0	0	0
<b>07-19</b>	<b>1901</b>	<b>479</b>	<b>457</b>	<b>435</b>	<b>530</b>	<b>59</b>	<b>51</b>	<b>1679</b>	<b>10</b>	<b>88</b>	<b>2</b>	<b>10</b>	<b>0</b>
<b>06-22</b>	<b>2221</b>	<b>565</b>	<b>533</b>	<b>514</b>	<b>609</b>	<b>63</b>	<b>70</b>	<b>1945</b>	<b>13</b>	<b>110</b>	<b>4</b>	<b>14</b>	<b>0</b>
<b>06-00</b>	<b>2345</b>	<b>595</b>	<b>567</b>	<b>545</b>	<b>638</b>	<b>65</b>	<b>72</b>	<b>2057</b>	<b>13</b>	<b>118</b>	<b>4</b>	<b>14</b>	<b>0</b>
<b>16-19</b>	<b>482</b>	<b>127</b>	<b>129</b>	<b>103</b>	<b>123</b>	<b>14</b>	<b>19</b>	<b>428</b>	<b>4</b>	<b>13</b>	<b>0</b>	<b>4</b>	<b>0</b>
<b>06-09</b>	<b>237</b>	<b>44</b>	<b>54</b>	<b>49</b>	<b>90</b>	<b>7</b>	<b>3</b>	<b>191</b>	<b>0</b>	<b>33</b>	<b>1</b>	<b>2</b>	<b>0</b>
<b>00-00</b>	<b>2449</b>	<b>625</b>	<b>588</b>	<b>569</b>	<b>667</b>	<b>66</b>	<b>74</b>	<b>2146</b>	<b>13</b>	<b>129</b>	<b>5</b>	<b>14</b>	<b>0</b>

## 20 May 2018

Time	Hourly Totals	15 Minute Bin Drops				Vehicle Speed							
		00-15	15-30	30-45	45-00	MPH 0	MPH 10	MPH 15	MPH 20	MPH 25	MPH 30	MPH 35	MPH 40
						<10mph	<15mph	<20mph	<25mph	<30mph	<35mph	<40mph	<45mph
0000	27	10	5	8	4	0	0	2	9	9	4	1	2
0100	22	5	5	6	6	0	0	2	7	8	3	0	0
0200	12	3	3	0	6	0	0	1	2	6	3	0	0
0300	15	5	2	3	5	0	1	2	1	4	5	1	0
0400	13	3	4	5	1	0	0	0	1	4	6	2	0
0500	15	4	2	2	7	0	0	2	1	6	6	0	0
0600	44	12	8	9	15	0	2	4	17	15	4	1	1
0700	75	12	17	16	30	0	4	9	21	28	11	1	0
0800	118	20	29	24	45	1	4	19	45	31	14	2	2

0900	155	34	35	37	49	0	2	20	72	50	10	0	0
1000	205	59	30	55	61	3	10	41	95	48	8	0	0
1100	188	50	46	49	43	0	8	34	83	56	4	3	0
1200	204	53	63	31	57	0	11	30	112	44	6	1	0
1300	168	43	44	42	39	4	7	35	69	43	9	0	0
1400	158	46	27	42	43	1	8	33	64	42	8	2	0
1500	148	35	37	36	40	1	9	19	69	43	7	0	0
1600	148	39	25	37	47	3	7	30	55	43	8	1	1
1700	177	38	59	34	46	2	5	36	91	40	2	1	0
1800	157	50	45	32	30	2	5	20	81	39	7	0	2
1900	127	34	34	31	28	0	7	14	61	25	10	5	1
2000	93	25	22	25	21	0	3	26	34	22	2	5	1
2100	56	15	12	14	15	0	1	7	23	21	3	0	0
2200	75	18	19	16	22	0	4	7	35	25	3	0	0
2300	49	12	15	15	7	0	1	9	23	15	1	0	0
<b>07-19</b>	<b>1901</b>	<b>479</b>	<b>457</b>	<b>435</b>	<b>530</b>	<b>17</b>	<b>80</b>	<b>326</b>	<b>857</b>	<b>507</b>	<b>94</b>	<b>11</b>	<b>5</b>
<b>06-22</b>	<b>2221</b>	<b>565</b>	<b>533</b>	<b>514</b>	<b>609</b>	<b>17</b>	<b>93</b>	<b>377</b>	<b>992</b>	<b>590</b>	<b>113</b>	<b>22</b>	<b>8</b>
<b>06-00</b>	<b>2345</b>	<b>595</b>	<b>567</b>	<b>545</b>	<b>638</b>	<b>17</b>	<b>98</b>	<b>393</b>	<b>1050</b>	<b>630</b>	<b>117</b>	<b>22</b>	<b>8</b>
<b>16-19</b>	<b>482</b>	<b>127</b>	<b>129</b>	<b>103</b>	<b>123</b>	<b>7</b>	<b>17</b>	<b>86</b>	<b>227</b>	<b>122</b>	<b>17</b>	<b>2</b>	<b>3</b>
<b>06-09</b>	<b>237</b>	<b>44</b>	<b>54</b>	<b>49</b>	<b>90</b>	<b>1</b>	<b>10</b>	<b>32</b>	<b>83</b>	<b>74</b>	<b>29</b>	<b>4</b>	<b>3</b>
<b>00-00</b>	<b>2449</b>	<b>625</b>	<b>588</b>	<b>569</b>	<b>667</b>	<b>17</b>	<b>99</b>	<b>402</b>	<b>1071</b>	<b>667</b>	<b>144</b>	<b>26</b>	<b>10</b>





0	1	0	0	0	11	7.097	1	0.645	1	0.645	28.1	24.1	4.6
0	0	0	0	0	8	3.902	0	0	0	0	26.9	22.5	4.7
0	0	0	0	0	7	3.723	3	1.596	0	0	27	23.1	4.4
0	0	0	0	0	7	3.431	1	0.49	0	0	26.8	22.7	4.2
1	0	0	0	0	10	5.952	1	0.595	1	0.595	27.5	22.7	5
0	0	0	0	0	10	6.329	2	1.266	0	0	28.1	23	5
0	0	0	0	0	7	4.73	0	0	0	0	27.8	22.9	4.6
0	0	0	0	0	10	6.757	2	1.351	0	0	27.9	23.1	5.3
0	0	0	0	0	3	1.695	1	0.565	0	0	26.1	22.4	4.1
1	0	0	0	0	10	6.369	3	1.911	1	0.637	27	23.3	5.1
3	1	0	0	0	20	15.75	10	7.874	4	3.15	30.4	24.7	6.8
0	0	0	0	0	8	8.602	6	6.452	0	0	27	23.3	5.6
1	0	0	0	0	4	7.143	1	1.786	1	1.786	29	24.7	5.2
0	0	1	0	0	4	5.333	1	1.333	1	1.333	26.9	23.9	5.7
0	0	0	0	0	1	2.041	0	0	0	0	27.2	22.9	3.8
<b>3</b>	<b>1</b>	<b>0</b>	<b>0</b>	<b>0</b>	<b>114</b>	<b>5.997</b>	<b>20</b>	<b>1.052</b>	<b>4</b>	<b>0.21</b>	<b>27.5</b>	<b>23.1</b>	<b>4.8</b>
<b>7</b>	<b>2</b>	<b>0</b>	<b>0</b>	<b>0</b>	<b>152</b>	<b>6.844</b>	<b>39</b>	<b>1.756</b>	<b>9</b>	<b>0.405</b>	<b>27.6</b>	<b>23.3</b>	<b>5</b>
<b>7</b>	<b>2</b>	<b>1</b>	<b>0</b>	<b>0</b>	<b>157</b>	<b>6.695</b>	<b>40</b>	<b>1.706</b>	<b>10</b>	<b>0.426</b>	<b>27.6</b>	<b>23.3</b>	<b>5</b>
<b>1</b>	<b>0</b>	<b>0</b>	<b>0</b>	<b>0</b>	<b>23</b>	<b>4.772</b>	<b>6</b>	<b>1.245</b>	<b>1</b>	<b>0.207</b>	<b>26.9</b>	<b>22.9</b>	<b>4.8</b>
<b>1</b>	<b>0</b>	<b>0</b>	<b>0</b>	<b>0</b>	<b>37</b>	<b>15.61</b>	<b>8</b>	<b>3.376</b>	<b>1</b>	<b>0.422</b>	<b>30.3</b>	<b>24.7</b>	<b>5.7</b>
<b>8</b>	<b>3</b>	<b>1</b>	<b>1</b>	<b>0</b>	<b>193</b>	<b>7.881</b>	<b>49</b>	<b>2.001</b>	<b>13</b>	<b>0.531</b>	<b>27.9</b>	<b>23.5</b>	<b>5.2</b>

# ATC REPORT

Report Id - 1097

Site Name - 03611052-3

Description - CHURCH RD [30MPH] NORTH OF BELVEDERE AVE

Direction - South

26 May 2018









Time	Hourly Totals	15 Minute Bin Drops				Cycles	Motor Cycles	Car Van	Car Van Towing	Number Vehicle Classes ARX Scheme										B Double	Double Road Train		
		00-15	15-30	30-45	45-00					2 Axle Van Lorry	3 Axle Rigid	4 Axle Rigid	3 Axle Artic	4 Axle Artic	5 Axle Artic	6 Axle Artic							
0000	42	14	6	9	13	0	1	37	0	4	0	0	0	0	0	0	0	0	0	0	0	0	0
0100	21	7	5	5	4	0	0	20	0	1	0	0	0	0	0	0	0	0	0	0	0	0	0
0200	7	0	3	1	3	0	0	7	0	0	0	0	0	0	0	0	0	0	0	0	0	0	0
0300	12	3	3	4	2	0	0	10	0	2	0	0	0	0	0	0	0	0	0	0	0	0	0
0400	13	5	2	2	4	0	0	11	0	1	0	0	0	0	0	0	0	0	0	0	0	0	0
0500	11	1	3	3	4	1	0	6	0	4	0	0	0	0	0	0	0	0	0	0	0	0	0
0600	35	6	5	9	15	2	0	21	0	11	0	0	1	0	0	0	0	0	0	0	0	0	0
0700	80	13	20	22	25	0	0	66	0	14	0	0	0	0	0	0	0	0	0	0	0	0	0
0800	152	29	26	56	41	8	0	123	0	21	0	0	0	0	0	0	0	0	0	0	0	0	0
0900	202	38	55	57	52	3	4	184	0	9	1	1	0	0	0	0	0	0	0	0	0	0	0
1000	222	62	47	49	64	9	3	194	0	15	0	1	0	0	0	0	0	0	0	0	0	0	0
1100	212	46	47	55	64	8	7	187	0	10	0	0	0	0	0	0	0	0	0	0	0	0	0
1200	246	64	58	62	62	6	2	228	0	9	0	1	0	0	0	0	0	0	0	0	0	0	0
1300	222	58	58	58	50	6	4	197	0	14	0	1	0	0	0	0	0	0	0	0	0	0	0
1400	186	49	49	41	47	1	4	166	1	14	0	0	0	0	0	0	0	0	0	0	0	0	0
1500	188	59	35	45	49	3	3	168	0	12	1	0	1	0	0	0	0	0	0	0	0	0	0
1600	189	55	48	45	41	6	5	158	0	14	2	4	0	0	0	0	0	0	0	0	0	0	0
1700	181	44	41	39	57	3	7	166	0	4	0	1	0	0	0	0	0	0	0	0	0	0	0
1800	163	51	35	32	45	2	10	145	0	6	0	0	0	0	0	0	0	0	0	0	0	0	0
1900	146	40	44	35	27	1	14	126	0	4	0	1	0	0	0	0	0	0	0	0	0	0	0
2000	101	26	28	34	13	2	7	86	0	6	0	0	0	0	0	0	0	0	0	0	0	0	0
2100	61	20	13	12	16	1	4	50	0	5	1	0	0	0	0	0	0	0	0	0	0	0	0
2200	74	18	26	16	14	0	3	66	1	4	0	0	0	0	0	0	0	0	0	0	0	0	0
2300	90	22	22	24	22	0	3	84	0	3	0	0	0	0	0	0	0	0	0	0	0	0	0
07-19	2243	568	517	561	597	55	49	1982	1	142	4	9	1	0	0	0	0	0	0	0	0	0	0
06-22	2586	660	607	651	668	61	74	2265	1	168	5	10	2	0	0	0	0	0	0	0	0	0	0
06-00	2750	700	655	691	704	61	80	2415	2	175	5	10	2	0	0	0	0	0	0	0	0	0	0
16-19	533	150	124	116	143	11	22	469	0	24	2	5	0	0	0	0	0	0	0	0	0	0	0
06-09	267	48	51	87	81	10	0	210	0	46	0	0	1	0	0	0	0	0	0	0	0	0	0
00-00	2856	730	677	715	734	62	82	2506	2	187	5	10	2	0	0	0	0	0	0	0	0	0	0

26 May 2018

Time	Hourly Totals	15 Minute Bin Drops				Vehicle Speed																	P-Title	Average Speed	Standard deviation			
		00-15	15-30	30-45	45-00	MPH 0	MPH 10	MPH 15	MPH 20	MPH 25	MPH 30	MPH 35	MPH 40	MPH 45	MPH 50	MPH 55	MPH 60	MPH 65	>PSL 30	>PSL% 30	>SL1 35	>SL1% 35				>SL2 45	>SL2% 45	>SL2% 85%
0000	42	14	6	9	13	0	4	7	17	12	0	2	0	0	0	0	0	0	2	4.762	2	4.762	0	0	0	27.8	22.7	5.6
0100	21	7	5	5	4	0	1	2	8	8	1	1	0	0	0	0	0	0	2	9.524	1	4.762	0	0	0	28.7	24.9	5.3
0200	7	0	3	1	3	0	0	1	3	2	1	0	0	0	0	0	0	0	1	14.29	0	0	0	0	0	24.3	3.9	0
0300	12	3	3	4	2	0	0	2	0	6	3	0	1	0	0	0	0	0	4	33.33	1	8.333	0	0	0	33.1	27.8	6.2
0400	13	5	2	2	4	0	0	0	2	7	1	2	0	0	1	0	0	0	4	30.77	3	23.08	1	7.692	39.3	30.6	7.8	
0500	11	1	3	3	4	0	0	1	2	3	4	0	0	1	0	0	0	0	1	9.091	1	9.091	0	0	0	32	24.4	7.6
0600	35	6	5	9	15	0	1	4	11	14	5	0	0	0	0	0	0	0	5	14.29	0	0	0	0	0	30.2	25.2	5.3
0700	80	13	20	22	25	0	2	9	28	32	5	4	0	0	0	0	0	0	9	11.25	4	5	0	0	0	29.1	25	4.9
0800	152	29	26	56	41	0	10	21	64	42	12	2	1	0	0	0	0	0	15	9.868	3	1.974	0	0	0	28.8	23.8	5.1
0900	202	38	55	57	52	1	4	37	104	45	10	1	0	0	0	0	0	0	11	5.446	1	0.495	0	0	0	26.5	23	4.1
1000	222	62	47	49	64	5	9	39	97	60	11	1	0	0	0	0	0	0	12	5.405	1	0.45	0	0	0	27.9	22.7	5
1100	212	46	47	55	64	3	5	37	104	57	5	1	0	0	0	0	0	0	6	2.83	1	0.472	0	0	0	26.9	22.9	4.4
1200	246	64	58	62	62	2	20	47	116	52	9	0	0	0	0	0	0	0	9	3.659	0	0	0	0	0	26.1	22	4.7
1300	222	58	58	58	50	2	8	44	102	55	11	0	0	0	0	0	0	0	11	4.955	0	0	0	0	0	26.9	22.6	4.5
1400	186	49	49	41	47	1	7	33	86	47	11	1	0	0	0	0	0	0	12	6.452	1	0.538	0	0	0	27.3	23	4.6
1500	188	59	35	45	49	0	8	22	102	49	5	1	1	0	0	0	0	0	7	3.723	2	1.064	0	0	0	27.2	23.3	4.3
1600	189	55	48	45	41	5	12	36	92	33	11	0	0	0	0	0	0	0	11	5.82	0	0	0	0	0	27.2	22.1	5
1700	181	44	41	39	57	2	7	38	84	39	11	0	0	0	0	0	0	0	11	6.077	0	0	0	0	0	27.3	22.5	4.7
1800	163	51	35	32	45	1	4	34	76	37	9	2	0	0	0	0	0	0	11	6.748	2	1.227	0	0	0	27.9	23	4.6
1900	146	40	44	35	27	0	2	14	53	62	9	1	4	0	1	0	0	0	15	10.27	6	4.11	1	0.685	29.3	25.3	5.4	
2000	101	26	28	34	13	1	5	19	44	19	7	4	2	0	0	0	0	0	13	12.57	6	5.941	0	0	0	29.3	23.6	5.9
2100	61	20	13	12	16	0	2	9	27	17	2	2	2	0	0	0	0	0	6	9.836	4	6.557	0	0	0	29.1	24.1	5.8
2200	74	18	26	16	14	0	2	12	37	19	1	3	0	0	0	0	0	0	4	5.405	3	4.054	0	0	0	27.3	23.6	4.7
2300	90	22	22	24	22	0	3	28	37	16	4	2	0	0	0	0	0	0	6	6.667	2	2.222	0	0	0	26.2	22.3	5
07-19	2243	568	517	561	597	22	96	397	1055	548	110	13	2	0	0	0	0	0	125	5.573	15	0.669	0	0	0	27.3	22.8	4.7
06-22	2586	660	607	651	668	23	106	443	1190	660	133	20	10	0	1	0	0	0	164	6.342	31	1.199	1	0.039	27.6	23.1	4.8	
06-00	2750	700	655	691	704	23	111	483	1264	695	138	25	10	0	1	0	0	0	174	6.327	36	1.309	1	0.036	27.5	23.1	4.8	
16-19	533	150	124	116	143	8	23	108	252	109	31	2	0	0	0	0	0	0	33	6.191	2	0.375	0	0	0	27.3	22.5	4.8
06-09	267	48	51	87	81	0	13	34	103	88	22	6	1	0	0	0	0	0	29	10.86	7	2.622	0	0	0	28.9	24.4	5
00-00	2856	730	677	715	734	23	117	497	1297	734	144	30	12	0	2	0	0	0	188	6.583	44	1.541	2	0.07	27.6	23.1	4.9	

## ARX Classification Scheme

ARX is a modification of AustRoads94. It removes class 12, moves all other classes up by one, and inserts a cycle class as class 1.

Level 1	Level 2		Level 3	ARX Classification			
Length	Axles and Groups		Vehicle Type				
Type	Axles	Groups	Description	Class	Parameters	Dominant Vehicle	
Short up to 5.5m	<b>Light Vehicles</b>						
	2	1 or 2	Very Short Bicycle or Motorcycle	MC	1	$d(1) < 1.7\text{m}$ and axles = 2	
	2	1 or 2	Short Sedan, Wagon, 4WD, Utility, Light Van, Bicycle, Motorcycle, etc.	SV	2	$d(1) >= 1.7\text{m}$ , $d(1) <= 3.2\text{m}$ and axles = 2	
Medium 5.5m to 14.5m	3, 4 or 5	3	Short - Towing Trailer, Caravan, Boat, etc.	SVT	3	groups = 3, $d(1) >= 2.1\text{m}$ , $d(1) <= 3.2\text{m}$ , $d(2) >= 2.1\text{m}$ and axles = 3,4,5	
	<b>Heavy Vehicles</b>						
	2	2	Two Axle Truck or Bus	TB2	4	$d(1) > 3.2\text{m}$ and axles = 2	
	3	2	Three Axle Truck or Bus	TB3	5	axles = 3 and groups = 2	
	> 3	2	Four Axle Truck	T4	6	axles > 3 and groups = 2	
Long 11.5m to 19.0m	3	3	Three Axle Articulated Three axle articulated vehicle or Rigid vehicle and trailer	ART3	7	$d(1) > 3.2\text{m}$ , axles = 3 and groups = 3	
	4	> 2	Four Axle Articulated Four axle articulated vehicle or Rigid vehicle and trailer	ART4	8	$d(2) < 2.1\text{m}$ or $d(1) < 2.1\text{m}$ or $d(1) > 3.2\text{m}$ axles = 4 and groups > 2	
	5	> 2	Five Axle Articulated Five axle articulated vehicle or Rigid vehicle and trailer	ART5	9	$d(2) < 2.1\text{m}$ or $d(1) < 2.1\text{m}$ or $d(1) > 3.2\text{m}$ axles = 5 and groups > 2	
	>= 6	> 2	Six (or more) axle articulated vehicle or Rigid vehicle and trailer	ART6	10	axles = 6 and groups > 2 or axles > 6 and groups = 3	
Medium and Long Combination Over 17.5m	> 6	4	B Double B Double or Heavy truck and trailer	BD	11	groups = 4 and axles > 6	
	> 6	>= 5	Double or Triple Road Train Double road train or Heavy truck and two trailers	DRT	12	groups = 5 or 6 and axles > 6	
<b>Ungrouped Classes</b>							
			Unclassifiable Vehicle		13		
			Unclassifiable Axle Event		0		

**Group:** Axle group, where adjacent axles are less than 2.1m apart

**Groups:** Number of axle groups

**Axes:** Number of axles (maximum axle spacing of 10.0m)

**d(1):** Distance between first and second axle

**d(2):** Distance between second and third axle