

AUTOMATIC TRAFFIC COUNT REPORT

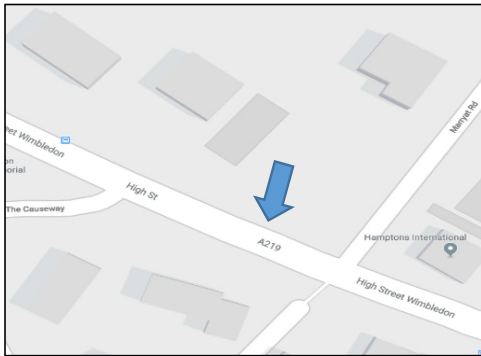
REF: Site Name - 03611052-1

SITE LOCATION: A219 HIGH ST <30MPH> WEST OF MAYYAT RD

Client: L.B Merton

DATE: Sunday 20th May - Saturday 26th May 2018

Requester: Abobaker Abdalla



	Summary	EB	EB	WB	WB
		Total Vehicles	85% Speed	Total Vehicles	85% Speed
Sunday	20/05/2018	6445	28.6	7576	29
Monday	21/05/2018	6798	28.4	8612	29.2
Tuesday	22/05/2018	7126	28.4	8772	29.1
Wednesday	23/05/2018	7210	28.4	8916	29
Thursday	24/05/2018	7165	28.2	9223	28.7
Friday	25/05/2018	7169	28.4	9220	28.9
Saturday	26/05/2018	6116	29.1	7439	29.6

ATC REPORT

Report Id - 1095

Site Name - 03611052-1

Description - A219 HIGH ST [30MPH] WEST OF MAYYAT RD

Direction - East

Sunday 20th May - Saturday 26th May 2018

Day	Day Totals	15 Minute Bin Drops				Cycles	Motor Cycles	Car Van	Car Van Towing	Number Vehicle Classes AR			
		00-15	15-30	30-45	45-00					2 Axle Van Lorry	3 Axle Rigid	4 Axle Rigid	3 Axle Artic
Mon	6798	1742	1658	1734	1664	24	157	5805	54	681	29	21	7
Tue	7126	1761	1690	1919	1756	40	168	6035	57	753	19	13	11
Wed	7210	1813	1821	1863	1713	34	170	6125	57	764	17	20	3
Thu	7165	1774	1775	1828	1788	18	159	6159	58	712	18	20	3
Fri	7169	1753	1761	1854	1801	21	161	6136	61	727	22	17	3
Sat	6116	1528	1516	1497	1575	38	124	5415	41	466	9	13	1
Sun	6445	1602	1615	1607	1621	78	120	5775	43	395	7	16	4
--	48029	11973	11836	12302	11918	253	1059	41450	371	4498	121	120	32

Sunday 20th May - Saturday 26th May 2018

Day	Day Totals	15 Minute Bin Drops				Vehicle Speed							
		00-15	15-30	30-45	45-00	MPH 0	MPH 10	MPH 15	MPH 20	MPH 25	MPH 30	MPH 35	MPH 40
						<10mph	<15mph	<20mph	<25mph	<30mph	<35mph	<40mph	<45mph
Mon	6798	1742	1658	1734	1664	47	177	828	2762	2420	452	83	23
Tue	7126	1761	1690	1919	1756	97	267	868	2934	2382	444	101	18
Wed	7210	1813	1821	1863	1713	81	274	1039	2878	2318	490	102	18
Thu	7165	1774	1775	1828	1788	101	291	961	2943	2325	444	82	13
Fri	7169	1753	1761	1854	1801	111	304	910	2853	2416	473	81	18
Sat	6116	1528	1516	1497	1575	54	147	657	2172	2414	566	80	16
Sun	6445	1602	1615	1607	1621	87	305	928	2497	2062	475	63	23
--	48029	11973	11836	12302	11918	578	1765	6191	19039	16337	3344	592	129

X Scheme				
4 Axle Artic	5 Axle Artic	6 Axle Artic	B Double	Double Road Train
11	3	4	0	2
18	5	7	0	0
9	2	7	0	2
9	1	8	0	0
12	4	4	0	1
6	0	3	0	0
3	0	3	1	0
68	15	36	1	5



MPH 45 <50mph	MPH 50 <55mph	MPH 55 <60mph	MPH 60 <65mph	MPH 65 <140mph	>PSL 30	>PSL% 30	>SL1 35 ACPO	>SL1% 35 ACPO	>SL2 45 DFT	>SL2% 45 DFT	P-Tile 85%	Average Speed	Standard deviation
3	3	0	0	0	564	8.297	112	1.648	6	0.088	28.4	24.2	4.7
7	4	1	1	2	578	8.111	134	1.88	15	0.21	28.4	23.9	5.2
8	1	1	0	0	620	8.599	130	1.803	10	0.139	28.4	23.8	5.1
3	0	1	0	1	544	7.592	100	1.396	5	0.07	28.2	23.7	5.1
2	1	0	0	0	575	8.021	102	1.423	3	0.042	28.4	23.8	5.1
4	5	1	0	0	672	10.99	106	1.733	10	0.164	29.1	24.8	4.9
4	1	0	0	0	566	8.782	91	1.412	5	0.078	28.6	23.7	5.3
31	15	4	1	3	4119	8.576	775	1.614	54	0.112	28.5	24	5.1

ATC REPORT

Report Id - 1095

Site Name - 03611052-1

Description - A219 HIGH ST [30MPH] WEST OF MAYYAT RD

Direction - West

Sunday 20th May - Saturday 26th May 2018

Day	Day Totals	15 Minute Bin Drops				Cycles	Motor Cycles	Car Van	Car Van Towing	Number Vehicle Classes AR			
		00-15	15-30	30-45	45-00					2 Axle Van Lorry	3 Axle Rigid	4 Axle Rigid	3 Axle Artic
Mon	8612	2200	2182	2086	2144	217	198	7314	31	742	42	34	6
Tue	8772	2197	2256	2176	2143	238	229	7391	43	772	39	35	8
Wed	8916	2228	2332	2259	2097	211	206	7572	42	795	35	30	2
Thu	9223	2304	2350	2355	2214	150	196	7938	54	790	49	27	3
Fri	9220	2300	2304	2413	2203	159	218	7916	48	778	56	20	7
Sat	7439	1877	1831	1891	1840	207	143	6569	33	434	18	24	3
Sun	7576	1921	1947	1864	1844	239	136	6726	34	380	21	25	0
--	59758	15027	15202	15044	14485	1421	1326	51426	285	4691	260	195	29

Sunday 20th May - Saturday 26th May 2018

Day	Day Totals	15 Minute Bin Drops				Vehicle Speed							
		00-15	15-30	30-45	45-00	MPH 0	MPH 10	MPH 15	MPH 20	MPH 25	MPH 30	MPH 35	MPH 40
						<10mph	<15mph	<20mph	<25mph	<30mph	<35mph	<40mph	<45mph
Mon	8612	2200	2182	2086	2144	43	253	1137	3105	3066	813	146	41
Tue	8772	2197	2256	2176	2143	199	368	1146	3195	2875	799	134	39
Wed	8916	2228	2332	2259	2097	50	247	1290	3453	2897	787	152	29
Thu	9223	2304	2350	2355	2214	32	231	1373	3804	2891	727	125	27
Fri	9220	2300	2304	2413	2203	36	199	1317	3583	3146	755	130	39
Sat	7439	1877	1831	1891	1840	43	221	1007	2457	2733	755	168	30
Sun	7576	1921	1947	1864	1844	53	278	1286	2800	2318	652	123	40
--	59758	15027	15202	15044	14485	456	1797	8556	22397	19926	5288	978	245

X Scheme				
4 Axle Artic	5 Axle Artic	6 Axle Artic	B Double	Double Road Train
9	9	10	0	0
7	4	5	1	0
11	5	6	1	0
8	3	5	0	0
6	5	7	0	0
6	0	1	0	1
4	1	7	1	2
51	27	41	3	3



MPH 45 <50mph	MPH 50 <55mph	MPH 55 <60mph	MPH 60 <65mph	MPH 65 <140mph	>PSL 30	>PSL% 30	>SL1 35 ACPO	>SL1% 35 ACPO	>SL2 45 DFT	>SL2% 45 DFT	P-Tile 85%	Average Speed	Standard deviation
7	1	0	0	0	1008	11.7	195	2.264	8	0.093	29.2	24.6	5
10	3	3	0	1	989	11.27	190	2.166	17	0.194	29.1	24	5.8
8	2	1	0	0	979	10.98	192	2.153	11	0.123	29	24.2	5
8	3	2	0	0	892	9.671	165	1.789	13	0.141	28.7	24.1	4.9
4	6	3	1	1	939	10.18	184	1.996	15	0.163	28.9	24.4	4.9
14	7	1	3	0	978	13.15	223	2.998	25	0.336	29.6	24.8	5.4
17	5	2	2	0	841	11.1	189	2.495	26	0.343	29	24	5.4
68	27	12	6	2	6626	11.09	1338	2.239	115	0.192	29.1	24.3	5.2

ATC REPORT

Report Id - 1095

Site Name - 03611052-1

Description - A219 HIGH ST [30MPH] WEST OF MAYYAT RD

Direction - East

20 May 2018

Time	Hourly Totals	15 Minute Bin Drops				Cycles	Motor Cycles	Car Van	Car Van Towing	Number Vehicle Classes AR				
		00-15	15-30	30-45	45-00					2 Axle Van Lorry	3 Axle Rigid	4 Axle Rigid	3 Axle Artic	
0000	233	51	69	64	49	0	8	208	0	17	0	0	0	
0100	168	50	48	37	33	0	0	160	0	8	0	0	0	
0200	105	30	21	28	26	0	1	100	0	4	0	0	0	
0300	55	15	14	16	10	0	0	46	0	9	0	0	0	
0400	59	23	15	14	7	0	0	52	0	7	0	0	0	
0500	46	14	8	11	13	0	0	40	0	6	0	0	0	
0600	73	11	18	18	26	0	1	60	0	12	0	0	0	
0700	122	29	32	28	33	1	1	100	0	19	0	1	0	
0800	192	37	45	44	66	0	0	172	1	18	0	0	0	
0900	277	52	72	77	76	0	2	256	1	18	0	0	0	
1000	359	66	89	111	93	9	5	313	1	28	1	2	0	
1100	429	114	110	104	101	12	8	376	5	24	1	2	1	
1200	433	112	106	89	126	8	5	397	5	14	1	1	2	
1300	417	104	115	91	107	11	8	368	6	19	0	1	1	
1400	427	105	93	117	112	6	11	389	1	19	0	0	0	
1500	436	104	108	111	113	7	7	389	2	28	0	3	0	
1600	445	121	105	109	110	7	2	404	7	21	1	3	0	
1700	409	99	100	112	98	2	8	375	5	16	2	1	0	
1800	402	109	99	92	102	7	11	358	3	19	1	1	0	
1900	397	105	103	97	92	5	10	351	4	26	0	1	0	
2000	332	84	86	82	80	2	12	302	1	15	0	0	0	
2100	252	65	67	65	55	1	9	224	1	17	0	0	0	
2200	229	60	56	55	58	0	5	203	0	21	0	0	0	
2300	148	42	36	35	35	0	6	132	0	10	0	0	0	
07-19	4348	1052	1074	1085	1137	70	68	3897	37	243	7	15	4	
06-22	5402	1317	1348	1347	1390	78	100	4834	43	313	7	16	4	
06-00	5779	1419	1440	1437	1483	78	111	5169	43	344	7	16	4	
16-19	1256	329	304	313	310	16	21	1137	15	56	4	5	0	
06-09	387	77	95	90	125	1	2	332	1	49	0	1	0	
00-00	6445	1602	1615	1607	1621	78	120	5775	43	395	7	16	4	

20 May 2018

Time	Hourly Totals	15 Minute Bin Drops				Vehicle Speed							
		00-15	15-30	30-45	45-00	MPH 0	MPH 10	MPH 15	MPH 20	MPH 25	MPH 30	MPH 35	MPH 40
		<10mph	<15mph	<20mph	<25mph	<30mph	<35mph	<40mph	<45mph				
0000	233	51	69	64	49	0	1	5	44	138	40	4	1
0100	168	50	48	37	33	0	1	1	9	114	39	3	1
0200	105	30	21	28	26	1	0	1	15	57	27	4	0
0300	55	15	14	16	10	0	0	0	9	27	18	1	0
0400	59	23	15	14	7	0	0	2	6	26	14	8	2
0500	46	14	8	11	13	0	1	0	11	16	12	3	3
0600	73	11	18	18	26	0	1	1	14	25	26	3	3
0700	122	29	32	28	33	0	0	3	36	57	18	8	0
0800	192	37	45	44	66	0	1	6	72	90	21	0	2

0900	277	52	72	77	76	0	0	20	106	120	28	2	1
1000	359	66	89	111	93	0	11	65	172	91	19	1	0
1100	429	114	110	104	101	25	49	99	175	67	13	1	0
1200	433	112	106	89	126	3	49	135	201	40	5	0	0
1300	417	104	115	91	107	15	31	92	198	69	10	1	0
1400	427	105	93	117	112	4	37	82	212	85	6	0	1
1500	436	104	108	111	113	9	37	121	179	82	7	1	0
1600	445	121	105	109	110	8	29	110	214	77	5	2	0
1700	409	99	100	112	98	21	39	71	180	87	9	2	0
1800	402	109	99	92	102	0	7	41	184	148	19	2	1
1900	397	105	103	97	92	1	7	40	155	159	33	1	0
2000	332	84	86	82	80	0	2	15	126	161	24	3	1
2100	252	65	67	65	55	0	1	8	105	113	17	5	2
2200	229	60	56	55	58	0	1	6	43	142	33	1	3
2300	148	42	36	35	35	0	0	4	31	71	32	7	2
07-19	4348	1052	1074	1085	1137	85	290	845	1929	1013	160	20	5
06-22	5402	1317	1348	1347	1390	86	301	909	2329	1471	260	32	11
06-00	5779	1419	1440	1437	1483	86	302	919	2403	1684	325	40	16
16-19	1256	329	304	313	310	29	75	222	578	312	33	6	1
06-09	387	77	95	90	125	0	2	10	122	172	65	11	5
00-00	6445	1602	1615	1607	1621	87	305	928	2497	2062	475	63	23

X Scheme				
4 Axle Artic	5 Axle Artic	6 Axle Artic	B Double	Double Road Train
0	0	0	0	0
0	0	0	0	0
0	0	0	0	0
0	0	0	0	0
0	0	0	0	0
0	0	0	0	0
0	0	0	0	0
0	0	0	0	0
0	0	0	0	0
0	0	1	0	0
0	0	0	0	0
0	0	0	0	0
0	0	0	0	0
0	0	0	0	0
2	0	0	1	0
0	0	1	0	0
0	0	0	0	0
0	0	0	0	0
0	0	0	0	0
0	0	0	0	0
1	0	1	0	0
0	0	0	0	0
0	0	0	0	0
0	0	0	0	0
0	0	0	0	0
0	0	0	0	0
3	0	3	1	0
3	0	3	1	0
3	0	3	1	0
1	0	1	0	0
0	0	1	0	0
3	0	3	1	0

MPH 45	MPH 50	MPH 55	MPH 60	MPH 65	>PSL 30	>PSL% 30	>SL1 35 ACPO	>SL1% 35 ACPO	>SL2 45 DFT	>SL2% 45 DFT	P-Tile 85%	Average Speed	Standard deviation
0	0	0	0	0	45	19.31	5	2.146	0	0	30.6	27.4	3.8
0	0	0	0	0	43	25.6	4	2.381	0	0	31.2	28.7	3.1
0	0	0	0	0	31	29.52	4	3.81	0	0	31.7	28.2	3.9
0	0	0	0	0	19	34.55	1	1.818	0	0	32.8	28.8	3.7
1	0	0	0	0	25	42.37	11	18.64	1	1.695	36.3	30	5.4
0	0	0	0	0	18	39.13	6	13.04	0	0	34.7	28.6	5.9
0	0	0	0	0	32	43.84	6	8.219	0	0	32.6	28.9	5.1
0	0	0	0	0	26	21.31	8	6.557	0	0	31.2	27.1	4.6
0	0	0	0	0	23	11.98	2	1.042	0	0	29.4	25.9	3.9

0	0	0	0	0	31	11.19	3	1.083	0	0	29.5	25.5	3.9
0	0	0	0	0	20	5.571	1	0.279	0	0	27	23.1	4.1
0	0	0	0	0	14	3.263	1	0.233	0	0	25.6	20.3	5.8
0	0	0	0	0	5	1.155	0	0	0	0	24.5	20.4	4.3
0	1	0	0	0	12	2.878	2	0.48	1	0.24	25.6	21.2	5.2
0	0	0	0	0	7	1.639	1	0.234	0	0	26	21.8	4.6
0	0	0	0	0	8	1.835	1	0.229	0	0	25.8	21	4.8
0	0	0	0	0	7	1.573	2	0.449	0	0	25.6	21.4	4.5
0	0	0	0	0	11	2.689	2	0.489	0	0	26.2	21.3	5.7
0	0	0	0	0	22	5.473	3	0.746	0	0	28	24.3	4
1	0	0	0	0	35	8.816	2	0.504	1	0.252	28.4	24.7	4.3
0	0	0	0	0	28	8.434	4	1.205	0	0	28.9	25.6	3.6
1	0	0	0	0	25	9.921	8	3.175	1	0.397	28.8	25.9	4
0	0	0	0	0	37	16.16	4	1.747	0	0	30.3	27.1	3.6
1	0	0	0	0	42	28.38	10	6.757	1	0.676	32.4	28.2	4.5
0	1	0	0	0	186	4.278	26	0.598	1	0.023	26.9	22.2	5.1
2	1	0	0	0	306	5.665	46	0.852	3	0.056	27.5	22.9	5.1
3	1	0	0	0	385	6.662	60	1.038	4	0.069	27.8	23.2	5.2
0	0	0	0	0	40	3.185	7	0.557	0	0	26.8	22.3	4.9
0	0	0	0	0	81	20.93	16	4.134	0	0	31.1	26.8	4.5
4	1	0	0	0	566	8.782	91	1.412	5	0.078	28.6	23.7	5.3

ATC REPORT

Report Id - 1095

Site Name - 03611052-1

Description - A219 HIGH ST [30MPH] WEST OF MAYYAT RD

Direction - West

20 May 2018

Time	Hourly Totals	15 Minute Bin Drops				Cycles	Motor Cycles	Car Van	Car Van Towing	Number Vehicle Classes AR				
		00-15	15-30	30-45	45-00					2 Axle Van Lorry	3 Axle Rigid	4 Axle Rigid	3 Axle Artic	
0000	188	58	53	39	38	0	3	175	0	10	0	0	0	
0100	126	41	34	34	17	1	2	119	0	4	0	0	0	
0200	78	23	26	14	15	0	0	74	0	3	0	0	0	
0300	54	10	9	13	22	0	1	48	0	5	0	0	0	
0400	51	12	12	13	14	2	0	45	0	4	0	0	0	
0500	70	12	19	18	21	0	0	65	0	4	0	0	0	
0600	109	20	23	35	31	4	1	90	1	13	0	0	0	
0700	196	45	54	57	40	16	1	152	0	25	0	1	0	
0800	329	58	81	95	95	16	8	286	1	17	0	1	0	
0900	453	88	103	133	129	27	5	388	1	25	3	2	0	
1000	475	122	128	105	120	25	7	420	1	19	1	2	0	
1100	573	152	152	134	135	24	8	514	4	16	0	4	0	
1200	596	159	152	154	131	24	7	525	6	25	4	3	0	
1300	532	144	130	131	127	13	12	479	3	22	0	3	0	
1400	529	153	126	111	139	10	8	482	4	21	3	1	0	
1500	513	123	125	134	131	18	12	459	1	22	0	0	0	
1600	501	119	127	137	118	15	8	448	2	25	0	2	0	
1700	489	126	121	120	122	15	11	437	1	21	1	3	0	
1800	488	137	125	113	113	10	6	450	1	19	0	1	0	
1900	393	96	111	93	93	8	10	348	3	20	2	1	0	
2000	282	69	75	66	72	3	12	247	1	14	5	0	0	
2100	235	70	64	53	48	4	7	204	3	16	1	0	0	
2200	190	56	56	39	39	2	7	165	1	14	0	1	0	
2300	126	28	41	23	34	2	0	106	0	16	1	0	0	
07-19	5674	1426	1424	1424	1400	213	93	5040	25	257	12	23	0	
06-22	6693	1681	1697	1671	1644	232	123	5929	33	320	20	24	0	
06-00	7009	1765	1794	1733	1717	236	130	6200	34	350	21	25	0	
16-19	1478	382	373	370	353	40	25	1335	4	65	1	6	0	
06-09	634	123	158	187	166	36	10	528	2	55	0	2	0	
00-00	7576	1921	1947	1864	1844	239	136	6726	34	380	21	25	0	

20 May 2018

Time	Hourly Totals	15 Minute Bin Drops				Vehicle Speed							
		00-15	15-30	30-45	45-00	MPH 0	MPH 10	MPH 15	MPH 20	MPH 25	MPH 30	MPH 35	MPH 40
						<10mph	<15mph	<20mph	<25mph	<30mph	<35mph	<40mph	<45mph
0000	188	58	53	39	38	0	2	6	29	90	51	8	1
0100	126	41	34	34	17	1	0	5	11	69	32	4	3
0200	78	23	26	14	15	0	0	2	12	28	25	4	5
0300	54	10	9	13	22	0	0	2	5	25	16	3	2
0400	51	12	12	13	14	0	1	1	7	18	13	5	2
0500	70	12	19	18	21	1	0	1	6	24	25	8	5
0600	109	20	23	35	31	0	1	5	13	39	26	15	7
0700	196	45	54	57	40	0	5	20	38	78	42	10	2
0800	329	58	81	95	95	1	9	28	77	144	61	7	1

0900	453	88	103	133	129	0	8	71	172	162	35	3	1
1000	475	122	128	105	120	4	20	84	201	135	27	3	0
1100	573	152	152	134	135	5	37	162	254	99	13	3	0
1200	596	159	152	154	131	8	49	160	281	86	11	1	0
1300	532	144	130	131	127	3	24	121	233	125	20	5	0
1400	529	153	126	111	139	7	17	166	222	95	19	2	0
1500	513	123	125	134	131	8	34	105	244	106	9	6	0
1600	501	119	127	137	118	4	19	110	227	123	16	2	0
1700	489	126	121	120	122	5	21	67	226	142	23	2	3
1800	488	137	125	113	113	0	9	59	179	202	34	3	2
1900	393	96	111	93	93	1	11	55	145	145	32	3	1
2000	282	69	75	66	72	0	3	18	104	119	31	5	1
2100	235	70	64	53	48	1	3	20	51	113	37	7	1
2200	190	56	56	39	39	4	4	13	40	88	30	5	2
2300	126	28	41	23	34	0	1	5	23	63	24	9	1
07-19	5674	1426	1424	1424	1400	45	252	1153	2354	1497	310	47	9
06-22	6693	1681	1697	1671	1644	47	270	1251	2667	1913	436	77	19
06-00	7009	1765	1794	1733	1717	51	275	1269	2730	2064	490	91	22
16-19	1478	382	373	370	353	9	49	236	632	467	73	7	5
06-09	634	123	158	187	166	1	15	53	128	261	129	32	10
00-00	7576	1921	1947	1864	1844	53	278	1286	2800	2318	652	123	40

X Scheme				
4 Axle Artic	5 Axle Artic	6 Axle Artic	B Double	Double Road Train
0	0	0	0	0
0	0	0	0	0
1	0	0	0	0
0	0	0	0	0
0	0	0	0	0
0	0	1	0	0
0	0	0	0	0
1	0	0	0	0
0	0	0	0	0
0	0	1	0	1
0	0	0	0	0
2	0	1	0	0
0	0	0	1	1
0	0	0	0	0
0	0	0	0	0
0	0	1	0	0
0	0	1	0	0
0	0	0	0	0
0	1	0	0	0
0	0	1	0	0
0	0	0	0	0
0	0	0	0	0
0	0	0	0	0
0	0	0	0	0
0	0	1	0	0
3	1	4	1	2
3	1	5	1	2
3	1	6	1	2
0	1	1	0	0
1	0	0	0	0
4	1	7	1	2

MPH 45 <50mph	MPH 50 <55mph	MPH 55 <60mph	MPH 60 <65mph	MPH 65 <140mph	>PSL 30	>PSL% 30	>SL1 35 ACPO	>SL1% 35 ACPO	>SL2 45 DFT	>SL2% 45 DFT	P-Tile 85%	Average Speed	Standard deviation
1	0	0	0	0	61	32.45	10	5.319	1	0.532	32.9	28.3	4.7
1	0	0	0	0	40	31.75	8	6.349	1	0.794	32.4	28.5	4.9
1	1	0	0	0	36	46.15	11	14.1	2	2.564	34.9	30.1	6.1
1	0	0	0	0	22	40.74	6	11.11	1	1.852	33.1	29.8	4.6
4	0	0	0	0	24	47.06	11	21.57	4	7.843	38	30.9	7.4
0	0	0	0	0	38	54.29	13	18.57	0	0	36.8	30.4	6.1
2	0	0	1	0	51	46.79	25	22.94	3	2.752	37.3	30.5	7.1
1	0	0	0	0	55	28.06	13	6.633	1	0.51	32.2	26.8	5.9
0	1	0	0	0	70	21.28	9	2.736	1	0.304	31	26.2	5.2

0	0	0	1	0	40	8.83	5	1.104	1	0.221	28.7	24.5	4.7
1	0	0	0	0	31	6.526	4	0.842	1	0.211	27.8	23.2	4.9
0	0	0	0	0	16	2.792	3	0.524	0	0	26.1	21.6	4.5
0	0	0	0	0	12	2.013	1	0.168	0	0	25.3	21.1	4.5
0	1	0	0	0	26	4.887	6	1.128	1	0.188	26.7	22.5	4.7
0	0	1	0	0	22	4.159	3	0.567	1	0.189	26.3	21.8	4.8
0	1	0	0	0	16	3.119	7	1.365	1	0.195	26.5	22.1	5
0	0	0	0	0	18	3.593	2	0.399	0	0	26.5	22.6	4.4
0	0	0	0	0	28	5.726	5	1.022	0	0	27.5	23.3	4.8
0	0	0	0	0	39	7.992	5	1.025	0	0	28.6	24.6	4.1
0	0	0	0	0	36	9.16	4	1.018	0	0	28.5	24.3	4.5
1	0	0	0	0	38	13.48	7	2.482	1	0.355	29.7	25.8	4.5
1	1	0	0	0	47	20	10	4.255	2	0.851	30.6	26.5	5.2
3	0	1	0	0	41	21.58	11	5.789	4	2.105	31.1	26.8	6.3
0	0	0	0	0	34	26.98	10	7.937	0	0	32.4	27.6	4.9
2	3	1	1	0	373	6.574	63	1.11	7	0.123	27.6	23	5
6	4	1	2	0	545	8.143	109	1.629	13	0.194	28.1	23.4	5.1
9	4	2	2	0	620	8.846	130	1.855	17	0.243	28.4	23.6	5.2
0	0	0	0	0	85	5.751	12	0.812	0	0	27.5	23.5	4.5
3	1	0	1	0	176	27.76	47	7.413	5	0.789	32.2	27.1	6
17	5	2	2	0	841	11.1	189	2.495	26	0.343	29	24	5.4

ATC REPORT

Report Id - 1095

Site Name - 03611052-1

Description - A219 HIGH ST [30MPH] WEST OF MAYYAT RD

Direction - East

21 May 2018

Time	Hourly Totals	15 Minute Bin Drops				Cycles	Motor Cycles	Car Van	Car Van Towing	Number Vehicle Classes AR				
		00-15	15-30	30-45	45-00					2 Axle Van Lorry	3 Axle Rigid	4 Axle Rigid	3 Axle Artic	
0000	105	27	27	28	23	0	1	86	0	18	0	0	0	
0100	56	14	14	15	13	0	0	45	0	11	0	0	0	
0200	29	11	6	7	5	0	0	20	0	9	0	0	0	
0300	24	3	6	8	7	0	0	19	0	5	0	0	0	
0400	30	12	1	9	8	0	1	18	0	11	0	0	0	
0500	75	16	15	24	20	0	2	61	0	12	0	0	0	
0600	171	22	25	64	60	1	3	142	0	24	0	0	0	
0700	414	75	109	110	120	0	5	377	4	20	3	2	1	
0800	551	151	139	136	125	1	7	498	6	32	3	3	0	
0900	407	110	100	92	105	0	9	339	2	53	2	0	1	
1000	408	102	113	97	96	1	3	330	2	64	3	3	0	
1100	392	99	76	105	112	1	5	318	1	55	5	3	0	
1200	388	99	95	108	86	3	8	318	4	51	2	1	1	
1300	372	91	99	91	91	1	8	302	3	53	2	2	0	
1400	409	103	96	91	119	0	4	340	5	53	1	3	2	
1500	460	103	122	112	123	5	8	396	2	43	2	1	1	
1600	500	135	109	128	128	0	11	438	6	40	2	2	0	
1700	432	122	105	112	93	0	16	381	5	28	0	0	1	
1800	422	115	89	122	96	1	23	374	4	16	3	0	0	
1900	387	102	108	101	76	7	17	333	6	23	0	1	0	
2000	268	79	81	58	50	1	12	235	1	18	0	0	0	
2100	196	64	46	48	38	0	4	168	2	21	0	0	0	
2200	163	46	40	38	39	2	4	146	0	10	1	0	0	
2300	139	41	37	30	31	0	6	121	1	11	0	0	0	
07-19	5155	1305	1252	1304	1294	13	107	4411	44	508	28	20	7	
06-22	6177	1572	1512	1575	1518	22	143	5289	53	594	28	21	7	
06-00	6479	1659	1589	1643	1588	24	153	5556	54	615	29	21	7	
16-19	1354	372	303	362	317	1	50	1193	15	84	5	2	1	
06-09	1136	248	273	310	305	2	15	1017	10	76	6	5	1	
00-00	6798	1742	1658	1734	1664	24	157	5805	54	681	29	21	7	

20 May 2018

Time	Hourly Totals	15 Minute Bin Drops				Vehicle Speed							
		00-15	15-30	30-45	45-00	MPH 0	MPH 10	MPH 15	MPH 20	MPH 25	MPH 30	MPH 35	MPH 40
						<10mph	<15mph	<20mph	<25mph	<30mph	<35mph	<40mph	<45mph
0000	105	27	27	28	23	0	0	2	17	63	19	3	0
0100	56	14	14	15	13	0	1	1	2	30	12	8	2
0200	29	11	6	7	5	0	1	1	2	15	8	2	0
0300	24	3	6	8	7	0	0	0	6	8	6	2	1
0400	30	12	1	9	8	0	0	0	2	8	15	5	0
0500	75	16	15	24	20	0	0	2	13	11	35	10	3
0600	171	22	25	64	60	0	2	8	21	94	36	8	2
0700	414	75	109	110	120	1	6	37	158	184	26	1	1
0800	551	151	139	136	125	19	50	117	265	88	10	2	0

0900	407	110	100	92	105	13	8	36	160	159	25	5	1
1000	408	102	113	97	96	2	13	54	175	142	18	3	1
1100	392	99	76	105	112	0	7	63	180	111	28	2	1
1200	388	99	95	108	86	2	10	57	189	108	19	3	0
1300	372	91	99	91	91	2	13	32	150	149	24	1	0
1400	409	103	96	91	119	2	10	60	188	135	12	2	0
1500	460	103	122	112	123	4	15	82	236	109	9	4	0
1600	500	135	109	128	128	0	11	97	208	162	20	2	0
1700	432	122	105	112	93	0	5	38	200	165	21	2	1
1800	422	115	89	122	96	0	8	63	188	140	18	3	2
1900	387	102	108	101	76	1	7	43	168	142	21	3	1
2000	268	79	81	58	50	0	3	13	127	107	12	4	2
2100	196	64	46	48	38	1	4	16	64	100	10	1	0
2200	163	46	40	38	39	0	3	4	31	94	25	5	1
2300	139	41	37	30	31	0	0	2	12	96	23	2	4
07-19	5155	1305	1252	1304	1294	45	156	736	2297	1652	230	30	7
06-22	6177	1572	1512	1575	1518	47	172	816	2677	2095	309	46	12
06-00	6479	1659	1589	1643	1588	47	175	822	2720	2285	357	53	17
16-19	1354	372	303	362	317	0	24	198	596	467	59	7	3
06-09	1136	248	273	310	305	20	58	162	444	366	72	11	3
00-00	6798	1742	1658	1734	1664	47	177	828	2762	2420	452	83	23

X Scheme				
4 Axle Artic	5 Axle Artic	6 Axle Artic	B Double	Double Road Train
0	0	0	0	0
0	0	0	0	0
0	0	0	0	0
0	0	0	0	0
0	0	0	0	0
0	0	0	0	0
0	0	0	0	0
1	0	0	0	0
1	1	0	0	0
0	0	0	0	1
0	0	1	0	0
1	0	0	0	1
3	1	0	0	0
0	0	0	0	0
0	1	0	0	0
1	0	0	0	0
1	0	1	0	0
1	0	0	0	0
1	0	0	0	0
0	0	1	0	0
0	0	0	0	0
0	0	1	0	0
1	0	0	0	0
0	0	0	0	0
0	0	0	0	0
9	3	3	0	2
11	3	4	0	2
11	3	4	0	2
2	0	1	0	0
2	1	0	0	1
11	3	4	0	2

MPH 45	MPH 50	MPH 55	MPH 60	MPH 65	>PSL 30	>PSL% 30	>SL1 35 ACPO	>SL1% 35 ACPO	>SL2 45 DFT	>SL2% 45 DFT	P-Tile 85%	Average Speed	Standard deviation
1	0	0	0	0	23	21.9	4	3.81	1	0.952	31.2	27.8	4
0	0	0	0	0	22	39.29	10	17.86	0	0	35.7	30.1	4.9
0	0	0	0	0	10	34.48	2	6.897	0	0	33.2	28.6	4.7
1	0	0	0	0	10	41.67	4	16.67	1	4.167	36.7	29.5	6.1
0	0	0	0	0	20	66.67	5	16.67	0	0	35.9	31.3	3.9
0	1	0	0	0	49	65.33	14	18.67	1	1.333	35.6	30.8	6
0	0	0	0	0	46	26.9	10	5.848	0	0	32.7	28	4.7
0	0	0	0	0	28	6.763	2	0.483	0	0	28.4	24.8	3.9
0	0	0	0	0	12	2.178	2	0.363	0	0	25.5	21	4.9

0	0	0	0	0	31	7.617	6	1.474	0	0	28.6	24.2	5.1
0	0	0	0	0	22	5.392	4	0.98	0	0	27.7	23.8	4.4
0	0	0	0	0	31	7.908	3	0.765	0	0	28	23.7	4.2
0	0	0	0	0	22	5.67	3	0.773	0	0	27.3	23.5	4.3
0	1	0	0	0	26	6.989	2	0.538	1	0.269	28.3	24.4	4.5
0	0	0	0	0	14	3.423	2	0.489	0	0	27.1	23.5	3.9
1	0	0	0	0	14	3.043	5	1.087	1	0.217	26.5	22.7	4.3
0	0	0	0	0	22	4.4	2	0.4	0	0	27.5	23.4	4.2
0	0	0	0	0	24	5.556	3	0.694	0	0	27.7	24.4	3.7
0	0	0	0	0	23	5.45	5	1.185	0	0	27.9	23.9	4.1
0	1	0	0	0	26	6.718	5	1.292	1	0.258	28.3	24.3	4.4
0	0	0	0	0	18	6.716	6	2.239	0	0	28.2	25.1	3.9
0	0	0	0	0	11	5.612	1	0.51	0	0	28.2	24.9	3.9
0	0	0	0	0	31	19.02	6	3.681	0	0	30.7	27.3	4.1
0	0	0	0	0	29	20.86	6	4.317	0	0	30.9	28.4	3.7
1	1	0	0	0	269	5.218	39	0.757	2	0.039	27.6	23.5	4.4
1	2	0	0	0	370	5.99	61	0.988	3	0.049	27.8	23.8	4.5
1	2	0	0	0	430	6.637	73	1.127	3	0.046	28.1	24	4.5
0	0	0	0	0	69	5.096	10	0.739	0	0	27.7	23.9	4
0	0	0	0	0	86	7.57	14	1.232	0	0	28.2	23.5	5.2
3	3	0	0	0	564	8.297	112	1.648	6	0.088	28.4	24.2	4.7

ATC REPORT

Report Id - 1095

Site Name - 03611052-1

Description - A219 HIGH ST [30MPH] WEST OF MAYYAT RD

Direction - West

21 May 2018

Time	Hourly Totals	15 Minute Bin Drops				Cycles	Motor Cycles	Car Van	Car Van Towing	Number Vehicle Classes AR				
		00-15	15-30	30-45	45-00					2 Axle Van Lorry	3 Axle Rigid	4 Axle Rigid	3 Axle Artic	
0000	74	33	21	12	8	0	2	61	0	11	0	0	0	
0100	59	16	15	15	13	0	1	47	0	11	0	0	0	
0200	25	6	7	9	3	0	0	20	0	5	0	0	0	
0300	22	5	6	10	1	0	1	14	0	6	1	0	0	
0400	51	9	9	12	21	1	1	39	0	10	0	0	0	
0500	133	23	38	36	36	2	2	107	0	21	0	0	1	
0600	440	71	101	118	150	14	13	351	0	58	1	2	1	
0700	692	147	156	177	212	27	25	570	4	50	4	7	2	
0800	749	233	202	160	154	25	14	656	2	43	3	3	0	
0900	462	108	101	123	130	13	8	386	0	46	4	2	0	
1000	468	124	108	120	116	7	7	372	2	70	4	4	1	
1100	436	104	94	110	128	12	1	361	1	54	5	2	0	
1200	460	113	119	111	117	8	12	387	1	42	3	4	0	
1300	479	124	119	127	109	13	11	385	0	62	5	0	0	
1400	490	134	117	97	142	7	6	425	2	45	2	1	0	
1500	625	155	169	157	144	11	12	547	3	48	2	0	1	
1600	608	155	157	146	150	11	13	528	4	47	1	3	0	
1700	603	154	179	135	135	33	10	526	1	26	1	2	0	
1800	524	147	134	125	118	16	21	464	2	16	3	1	0	
1900	409	125	103	81	100	8	16	356	3	23	1	2	0	
2000	287	75	89	77	46	5	7	257	2	15	1	0	0	
2100	227	60	59	52	56	4	11	195	2	14	0	0	0	
2200	167	45	39	47	36	0	2	155	1	7	0	0	0	
2300	122	34	40	29	19	0	2	105	1	12	1	1	0	
07-19	6596	1698	1655	1588	1655	183	140	5607	22	549	37	29	4	
06-22	7959	2029	2007	1916	2007	214	187	6766	29	659	40	33	5	
06-00	8248	2108	2086	1992	2062	214	191	7026	31	678	41	34	5	
16-19	1735	456	470	406	403	60	44	1518	7	89	5	6	0	
06-09	1881	451	459	455	516	66	52	1577	6	151	8	12	3	
00-00	8612	2200	2182	2086	2144	217	198	7314	31	742	42	34	6	

21 May 2018

Time	Hourly Totals	15 Minute Bin Drops				Vehicle Speed							
		00-15	15-30	30-45	45-00	MPH 0	MPH 10	MPH 15	MPH 20	MPH 25	MPH 30	MPH 35	MPH 40
						<10mph	<15mph	<20mph	<25mph	<30mph	<35mph	<40mph	<45mph
0000	74	33	21	12	8	0	2	1	5	41	19	3	3
0100	59	16	15	15	13	0	0	0	8	24	16	9	1
0200	25	6	7	9	3	0	0	0	2	11	4	5	3
0300	22	5	6	10	1	0	0	0	2	10	7	3	0
0400	51	9	9	12	21	0	1	2	2	14	23	6	2
0500	133	23	38	36	36	1	0	5	11	30	54	23	7
0600	440	71	101	118	150	0	3	12	48	225	131	15	6
0700	692	147	156	177	212	7	30	140	208	249	45	11	1
0800	749	233	202	160	154	5	47	165	295	205	28	4	0

0900	462	108	101	123	130	2	9	52	141	212	39	4	2
1000	468	124	108	120	116	1	5	41	165	195	58	3	0
1100	436	104	94	110	128	3	14	46	195	146	30	1	1
1200	460	113	119	111	117	0	11	59	208	154	24	3	1
1300	479	124	119	127	109	0	15	46	196	174	45	2	1
1400	490	134	117	97	142	2	13	74	197	167	33	4	0
1500	625	155	169	157	144	7	13	97	254	218	29	5	2
1600	608	155	157	146	150	4	26	86	263	192	31	5	1
1700	603	154	179	135	135	6	19	126	251	162	32	6	1
1800	524	147	134	125	118	1	23	80	230	148	26	12	3
1900	409	125	103	81	100	3	7	50	178	135	31	4	1
2000	287	75	89	77	46	1	9	29	101	107	34	5	1
2100	227	60	59	52	56	0	5	16	82	93	28	2	0
2200	167	45	39	47	36	0	1	6	35	93	26	5	1
2300	122	34	40	29	19	0	0	4	28	61	20	6	3
07-19	6596	1698	1655	1588	1655	38	225	1012	2603	2222	420	60	13
06-22	7959	2029	2007	1916	2007	42	249	1119	3012	2782	644	86	21
06-00	8248	2108	2086	1992	2062	42	250	1129	3075	2936	690	97	25
16-19	1735	456	470	406	403	11	68	292	744	502	89	23	5
06-09	1881	451	459	455	516	12	80	317	551	679	204	30	7
00-00	8612	2200	2182	2086	2144	43	253	1137	3105	3066	813	146	41

X Scheme				
4 Axle Artic	5 Axle Artic	6 Axle Artic	B Double	Double Road Train
0	0	0	0	0
0	0	0	0	0
0	0	0	0	0
0	0	0	0	0
0	0	0	0	0
0	0	0	0	0
0	0	0	0	0
0	0	0	0	0
1	0	2	0	0
1	0	2	0	0
0	3	0	0	0
0	1	0	0	0
0	0	0	0	0
0	1	2	0	0
2	1	0	0	0
0	1	1	0	0
0	1	0	0	0
1	0	0	0	0
1	1	2	0	0
0	0	1	0	0
0	0	0	0	0
0	0	0	0	0
1	0	0	0	0
2	0	0	0	0
0	0	0	0	0
6	9	10	0	0
7	9	10	0	0
9	9	10	0	0
2	1	3	0	0
2	0	4	0	0
9	9	10	0	0

MPH 45 <50mph	MPH 50 <55mph	MPH 55 <60mph	MPH 60 <65mph	MPH 65 <140mph	>PSL 30	>PSL% 30	>SL1 35 ACPO	>SL1% 35 ACPO	>SL2 45 DFT	>SL2% 45 DFT	P-Tile 85%	Average Speed	Standard deviation
0	0	0	0	0	25	33.78	6	8.108	0	0	32.6	28.9	5
1	0	0	0	0	27	45.76	11	18.64	1	1.695	35.6	30.3	5
0	0	0	0	0	12	48	8	32	0	0	39.1	32	6.3
0	0	0	0	0	10	45.45	3	13.64	0	0	34.4	29.4	4.5
1	0	0	0	0	32	62.75	9	17.65	1	1.961	35.4	30.9	5.7
2	0	0	0	0	86	64.66	32	24.06	2	1.504	37.1	31.3	6
0	0	0	0	0	152	34.55	21	4.773	0	0	32	28.7	4.2
1	0	0	0	0	58	8.382	13	1.879	1	0.145	28.5	23.7	5.3
0	0	0	0	0	32	4.272	4	0.534	0	0	27.3	22.5	4.8

1	0	0	0	0	46	9.957	7	1.515	1	0.216	29	25	4.7
0	0	0	0	0	61	13.03	3	0.641	0	0	29.5	25.3	4.3
0	0	0	0	0	32	7.339	2	0.459	0	0	28	23.9	4.6
0	0	0	0	0	28	6.087	4	0.87	0	0	28	24	4.3
0	0	0	0	0	48	10.02	3	0.626	0	0	28.8	24.6	4.5
0	0	0	0	0	37	7.551	4	0.816	0	0	28.4	23.9	4.4
0	0	0	0	0	36	5.76	7	1.12	0	0	27.9	23.7	4.6
0	0	0	0	0	37	6.086	6	0.987	0	0	28.2	23.7	4.6
0	0	0	0	0	39	6.468	7	1.161	0	0	27.3	23.1	4.7
0	1	0	0	0	42	8.015	16	3.053	1	0.191	28.2	23.7	5.1
0	0	0	0	0	36	8.802	5	1.222	0	0	28.3	24.2	4.5
0	0	0	0	0	40	13.94	6	2.091	0	0	29.8	25.1	4.9
1	0	0	0	0	31	13.66	3	1.322	1	0.441	29.8	25.4	4.5
0	0	0	0	0	32	19.16	6	3.593	0	0	30.5	27	4.1
0	0	0	0	0	29	23.77	9	7.377	0	0	31.6	27.6	4.5
2	1	0	0	0	496	7.52	76	1.152	3	0.045	28.2	23.8	4.8
3	1	0	0	0	755	9.486	111	1.395	4	0.05	28.7	24.2	4.8
3	1	0	0	0	816	9.893	126	1.528	4	0.048	28.9	24.3	4.9
0	1	0	0	0	118	6.801	29	1.671	1	0.058	27.8	23.5	4.8
1	0	0	0	0	242	12.87	38	2.02	1	0.053	29.5	24.4	5.4
7	1	0	0	0	1008	11.7	195	2.264	8	0.093	29.2	24.6	5

ATC REPORT

Report Id - 1095

Site Name - 03611052-1

Description - A219 HIGH ST [30MPH] WEST OF MAYYAT RD

Direction - East

22 May 2018

Time	Hourly Totals	15 Minute Bin Drops				Cycles	Motor Cycles	Car Van	Car Van Towing	Number Vehicle Classes AR			
		00-15	15-30	30-45	45-00					2 Axle Van Lorry	3 Axle Rigid	4 Axle Rigid	3 Axle Artic
0000	86	27	21	16	22	0	2	75	0	9	0	0	0
0100	51	15	7	15	14	0	0	41	0	10	0	0	0
0200	34	12	8	5	9	0	0	25	0	8	1	0	0
0300	27	8	4	9	6	0	0	14	0	11	0	1	0
0400	39	8	6	12	13	0	0	28	0	11	0	0	0
0500	67	13	11	20	23	0	1	46	0	19	0	0	0
0600	182	25	34	54	69	0	5	152	1	24	0	0	0
0700	414	83	102	118	111	3	7	360	3	31	2	1	2
0800	525	125	119	134	147	1	9	481	3	25	1	2	1
0900	425	106	108	112	99	0	8	362	1	50	0	1	1
1000	463	112	120	114	117	2	4	378	2	73	0	0	0
1100	411	106	98	104	103	4	7	321	2	72	2	1	1
1200	423	99	101	121	102	2	8	345	8	51	2	2	2
1300	418	110	113	109	86	3	6	336	1	67	0	4	0
1400	407	93	96	106	112	3	13	334	2	53	1	0	0
1500	408	103	55	142	108	1	7	354	4	41	0	1	0
1600	532	122	112	170	128	0	15	452	3	56	3	0	1
1700	449	98	120	116	115	1	16	396	5	24	4	0	0
1800	459	127	117	110	105	4	22	392	9	28	0	0	1
1900	417	124	113	107	73	8	12	365	3	26	1	0	2
2000	299	93	71	75	60	5	7	263	3	20	1	0	0
2100	221	54	62	60	45	2	7	198	2	12	0	0	0
2200	196	52	39	50	55	1	6	170	4	14	0	0	0
2300	173	46	53	40	34	0	6	147	1	18	1	0	0
07-19	5334	1284	1261	1456	1333	24	122	4511	43	571	15	12	9
06-22	6453	1580	1541	1752	1580	39	153	5489	52	653	17	12	11
06-00	6822	1678	1633	1842	1669	40	165	5806	57	685	18	12	11
16-19	1440	347	349	396	348	5	53	1240	17	108	7	0	2
06-09	1121	233	255	306	327	4	21	993	7	80	3	3	3
00-00	7126	1761	1690	1919	1756	40	168	6035	57	753	19	13	11

20 May 2018

Time	Hourly Totals	15 Minute Bin Drops				Vehicle Speed							
		00-15	15-30	30-45	45-00	MPH 0	MPH 10	MPH 15	MPH 20	MPH 25	MPH 30	MPH 35	MPH 40
		<10mph	<15mph	<20mph	<25mph	<30mph	<35mph	<40mph	<45mph				
0000	86	27	21	16	22	0	1	0	7	45	22	7	1
0100	51	15	7	15	14	0	0	1	7	17	19	6	0
0200	34	12	8	5	9	0	0	0	1	9	19	4	1
0300	27	8	4	9	6	0	0	1	4	8	11	2	1
0400	39	8	6	12	13	0	0	2	2	13	14	6	1
0500	67	13	11	20	23	0	1	3	10	22	17	13	1
0600	182	25	34	54	69	0	2	4	24	102	42	7	0
0700	414	83	102	118	111	5	11	68	174	136	18	2	0
0800	525	125	119	134	147	32	54	99	247	83	8	1	1

0900	425	106	108	112	99	4	22	38	211	126	20	3	0
1000	463	112	120	114	117	6	21	90	217	112	13	2	2
1100	411	106	98	104	103	15	13	65	214	97	7	0	0
1200	423	99	101	121	102	10	22	56	196	124	13	2	0
1300	418	110	113	109	86	2	15	62	204	114	18	3	0
1400	407	93	96	106	112	4	8	36	184	150	14	9	0
1500	408	103	55	142	108	1	19	61	190	120	13	2	2
1600	532	122	112	170	128	1	27	72	224	169	33	3	2
1700	449	98	120	116	115	7	19	53	165	174	25	5	0
1800	459	127	117	110	105	0	7	67	165	178	30	12	0
1900	417	124	113	107	73	10	19	49	163	156	15	1	3
2000	299	93	71	75	60	0	2	24	137	120	13	3	0
2100	221	54	62	60	45	0	1	8	88	109	10	3	1
2200	196	52	39	50	55	0	3	7	69	95	18	1	2
2300	173	46	53	40	34	0	0	2	31	103	32	4	0
07-19	5334	1284	1261	1456	1333	87	238	767	2391	1583	212	44	7
06-22	6453	1580	1541	1752	1580	97	262	852	2803	2070	292	58	11
06-00	6822	1678	1633	1842	1669	97	265	861	2903	2268	342	63	13
16-19	1440	347	349	396	348	8	53	192	554	521	88	20	2
06-09	1121	233	255	306	327	37	67	171	445	321	68	10	1
00-00	7126	1761	1690	1919	1756	97	267	868	2934	2382	444	101	18

X Scheme				
4 Axle Artic	5 Axle Artic	6 Axle Artic	B Double	Double Road Train
0	0	0	0	0
0	0	0	0	0
0	0	0	0	0
1	0	0	0	0
0	0	0	0	0
1	0	0	0	0
0	0	0	0	0
1	0	4	0	0
2	0	0	0	0
1	0	1	0	0
2	2	0	0	0
1	0	0	0	0
3	0	0	0	0
0	0	1	0	0
1	0	0	0	0
0	0	0	0	0
1	1	0	0	0
3	0	0	0	0
1	1	1	0	0
0	0	0	0	0
0	0	0	0	0
0	0	0	0	0
0	1	0	0	0
0	0	0	0	0
16	4	7	0	0
16	4	7	0	0
16	5	7	0	0
5	2	1	0	0
3	0	4	0	0
18	5	7	0	0

MPH 45	MPH 50	MPH 55	MPH 60	MPH 65	>PSL 30	>PSL% 30	>SL1 35 ACPO	>SL1% 35 ACPO	>SL2 45 DFT	>SL2% 45 DFT	P-Tile 85%	Average Speed	Standard deviation
<50mph	<55mph	<60mph	<65mph	<140mph									
0	1	1	1	0	33	38.37	11	12.79	3	3.488	34.2	30	6.8
0	1	0	0	0	26	50.98	7	13.73	1	1.961	34.4	30.1	5
0	0	0	0	0	24	70.59	5	14.71	0	0	35.1	31.5	3.9
0	0	0	0	0	14	51.85	3	11.11	0	0	34.2	30	4.9
1	0	0	0	0	22	56.41	8	20.51	1	2.564	36	30.9	5.4
0	0	0	0	0	31	46.27	14	20.9	0	0	35.9	29.5	5.7
1	0	0	0	0	50	27.47	8	4.396	1	0.549	31.8	28.1	4.3
0	0	0	0	0	20	4.831	2	0.483	0	0	27.6	23.4	4.7
0	0	0	0	0	10	1.905	2	0.381	0	0	25.7	20.6	5.7

0	1	0	0	0	24	5.647	4	0.941	1	0.235	27.7	23.5	4.9
0	0	0	0	0	17	3.672	4	0.864	0	0	26.8	22.5	4.6
0	0	0	0	0	7	1.703	0	0	0	0	26.1	22.3	4.4
0	0	0	0	0	15	3.546	2	0.473	0	0	26.8	22.9	4.8
0	0	0	0	0	21	5.024	3	0.718	0	0	27	23.1	4.3
2	0	0	0	0	25	6.143	11	2.703	2	0.491	27.7	24.4	4.5
0	0	0	0	0	17	4.167	4	0.98	0	0	27.4	23.2	4.5
1	0	0	0	0	39	7.331	6	1.128	1	0.188	27.8	23.7	4.9
1	0	0	0	0	31	6.904	6	1.336	1	0.223	27.9	23.9	5
0	0	0	0	0	42	9.15	12	2.614	0	0	28.8	24.6	4.6
0	0	0	0	1	20	4.796	5	1.199	1	0.24	27.8	23.6	6.4
0	0	0	0	0	16	5.351	3	1.003	0	0	28.4	24.7	3.7
1	0	0	0	0	15	6.787	5	2.262	1	0.452	28.8	25.6	3.8
0	0	0	0	1	22	11.22	4	2.041	1	0.51	29.6	26.2	5.3
0	1	0	0	0	37	21.39	5	2.89	1	0.578	30.6	27.7	3.8
4	1	0	0	0	268	5.024	56	1.05	5	0.094	27.4	23.1	4.9
6	1	0	0	1	369	5.718	77	1.193	8	0.124	27.7	23.5	5
6	2	0	0	2	428	6.274	86	1.261	10	0.147	27.9	23.7	5
2	0	0	0	0	112	7.778	24	1.667	2	0.139	28.1	24	4.8
1	0	0	0	0	80	7.136	12	1.07	1	0.089	28.3	22.9	5.8
7	4	1	1	2	578	8.111	134	1.88	15	0.21	28.4	23.9	5.2

ATC REPORT

Report Id - 1095

Site Name - 03611052-1

Description - A219 HIGH ST [30MPH] WEST OF MAYYAT RD

Direction - West

22 May 2018

Time	Hourly Totals	15 Minute Bin Drops				Cycles	Motor Cycles	Car Van	Car Van Towing	Number Vehicle Classes AR			
		00-15	15-30	30-45	45-00					2 Axle Van Lorry	3 Axle Rigid	4 Axle Rigid	3 Axle Artic
0000	63	14	17	19	13	0	1	51	0	11	0	0	0
0100	46	13	15	10	8	1	2	35	0	6	1	1	0
0200	27	9	8	8	2	1	1	16	0	9	0	0	0
0300	35	6	8	15	6	0	0	23	0	10	1	0	0
0400	47	6	11	12	18	1	3	30	1	12	0	0	0
0500	150	27	35	39	49	8	3	103	0	30	3	0	2
0600	373	68	88	114	103	19	16	285	1	49	2	0	0
0700	699	171	193	162	173	34	24	557	7	64	8	1	1
0800	548	151	148	138	111	16	16	471	2	28	7	6	2
0900	509	132	135	117	125	13	12	422	3	53	5	1	0
1000	492	104	124	134	130	7	9	405	4	64	1	1	1
1100	501	125	120	123	133	15	8	420	1	55	1	0	0
1200	511	128	145	116	122	13	8	434	3	51	0	1	0
1300	484	135	109	118	122	8	4	414	1	54	1	0	0
1400	493	118	121	108	146	7	11	403	2	63	0	4	1
1500	550	151	99	154	146	3	20	474	1	44	1	4	1
1600	614	159	171	139	145	17	14	532	4	40	1	5	0
1700	625	146	197	140	142	24	17	548	4	28	2	2	0
1800	592	168	144	142	138	21	18	508	5	35	0	5	0
1900	437	120	95	121	101	10	16	382	3	20	3	2	0
2000	354	99	102	81	72	11	4	327	0	10	0	1	0
2100	250	63	58	71	58	5	12	222	1	9	1	0	0
2200	226	47	72	55	52	3	8	202	0	12	1	0	0
2300	146	37	41	40	28	1	2	127	0	15	0	1	0
07-19	6618	1688	1706	1591	1633	178	161	5588	37	579	27	30	6
06-22	8032	2038	2049	1978	1967	223	209	6804	42	667	33	33	6
06-00	8404	2122	2162	2073	2047	227	219	7133	42	694	34	34	6
16-19	1831	473	512	421	425	62	49	1588	13	103	3	12	0
06-09	1620	390	429	414	387	69	56	1313	10	141	17	7	3
00-00	8772	2197	2256	2176	2143	238	229	7391	43	772	39	35	8

22 May 2018

Time	Hourly Totals	15 Minute Bin Drops				Vehicle Speed							
		00-15	15-30	30-45	45-00	MPH 0	MPH 10	MPH 15	MPH 20	MPH 25	MPH 30	MPH 35	MPH 40
						<10mph	<15mph	<20mph	<25mph	<30mph	<35mph	<40mph	<45mph
0000	63	14	17	19	13	0	1	2	12	33	13	1	0
0100	46	13	15	10	8	0	1	4	5	19	12	2	3
0200	27	9	8	8	2	0	0	1	3	7	11	5	0
0300	35	6	8	15	6	0	0	0	3	13	12	5	0
0400	47	6	11	12	18	0	1	1	5	15	17	6	2
0500	150	27	35	39	49	0	2	8	13	55	55	12	3
0600	373	68	88	114	103	1	5	14	28	168	141	12	4
0700	699	171	193	162	173	8	39	99	254	237	48	8	6
0800	548	151	148	138	111	154	127	78	99	72	14	2	2

0900	509	132	135	117	125	1	11	71	185	187	45	7	2
1000	492	104	124	134	130	5	8	51	229	172	24	2	0
1100	501	125	120	123	133	6	27	101	224	124	16	2	1
1200	511	128	145	116	122	2	14	84	252	132	22	5	0
1300	484	135	109	118	122	3	13	78	220	149	17	4	0
1400	493	118	121	108	146	4	13	68	229	149	25	3	0
1500	550	151	99	154	146	1	5	67	255	180	34	7	0
1600	614	159	171	139	145	2	18	102	257	199	27	3	3
1700	625	146	197	140	142	4	36	92	232	207	43	10	1
1800	592	168	144	142	138	1	25	92	238	180	46	7	1
1900	437	120	95	121	101	4	6	57	190	149	25	2	3
2000	354	99	102	81	72	1	8	31	116	158	33	6	1
2100	250	63	58	71	58	0	2	21	73	108	32	12	1
2200	226	47	72	55	52	1	4	15	59	102	36	3	5
2300	146	37	41	40	28	1	2	9	14	60	51	8	1
07-19	6618	1688	1706	1591	1633	191	336	983	2674	1988	361	60	16
06-22	8032	2038	2049	1978	1967	197	357	1106	3081	2571	592	92	25
06-00	8404	2122	2162	2073	2047	199	363	1130	3154	2733	679	103	31
16-19	1831	473	512	421	425	7	79	286	727	586	116	20	5
06-09	1620	390	429	414	387	163	171	191	381	477	203	22	12
00-00	8772	2197	2256	2176	2143	199	368	1146	3195	2875	799	134	39

X Scheme				
4 Axle Artic	5 Axle Artic	6 Axle Artic	B Double	Double Road Train
0	0	0	0	0
0	0	0	0	0
0	0	0	0	0
1	0	0	0	0
0	0	0	0	0
0	0	0	1	0
0	1	0	0	0
1	0	2	0	0
0	0	0	0	0
0	0	0	0	0
0	0	0	0	0
0	1	0	0	0
0	1	0	0	0
1	1	0	0	0
1	0	1	0	0
1	0	1	0	0
0	0	1	0	0
0	0	0	0	0
0	0	0	0	0
1	0	0	0	0
1	0	0	0	0
0	0	0	0	0
0	0	0	0	0
0	0	0	0	0
4	3	5	0	0
6	4	5	0	0
6	4	5	0	0
0	0	1	0	0
1	1	2	0	0
7	4	5	1	0

MPH 45	MPH 50	MPH 55	MPH 60	MPH 65	>PSL 30	>PSL% 30	>SL1 35 ACPO	>SL1% 35 ACPO	>SL2 45 DFT	>SL2% 45 DFT	P-Tile 85%	Average Speed	Standard deviation
0	0	1	0	0	15	23.81	2	3.175	1	1.587	30.5	27.6	5.1
0	0	0	0	0	17	36.96	5	10.87	0	0	34.2	28.7	6.3
0	0	0	0	0	16	59.26	5	18.52	0	0	36.2	30.2	5.1
2	0	0	0	0	19	54.29	7	20	2	5.714	37	31.5	5.8
0	0	0	0	0	25	53.19	8	17.02	0	0	35.8	30.2	5.9
2	0	0	0	0	72	48	17	11.33	2	1.333	33.9	29.6	5.7
0	0	0	0	0	157	42.09	16	4.29	0	0	32.3	28.8	4.5
0	0	0	0	0	62	8.87	14	2.003	0	0	28.7	23.6	5.5
0	0	0	0	0	18	3.285	4	0.73	0	0	25.7	16	8

0	0	0	0	0	54	10.61	9	1.768	0	0	28.9	24.5	4.7
1	0	0	0	0	27	5.488	3	0.61	1	0.203	27.6	23.9	4.3
0	0	0	0	0	19	3.792	3	0.599	0	0	26.9	22.3	4.9
0	0	0	0	0	27	5.284	5	0.978	0	0	27.2	23.1	4.3
0	0	0	0	0	21	4.339	4	0.826	0	0	27.3	23.3	4.4
1	0	1	0	0	30	6.085	5	1.014	2	0.406	27.8	23.6	4.8
1	0	0	0	0	42	7.636	8	1.455	1	0.182	28.1	24.2	4.2
1	1	1	0	0	36	5.863	9	1.466	3	0.489	27.6	23.8	4.9
0	0	0	0	0	54	8.64	11	1.76	0	0	28.7	23.7	5.3
0	2	0	0	0	56	9.459	10	1.689	2	0.338	28.4	23.9	5.1
0	0	0	0	1	31	7.094	6	1.373	1	0.229	27.8	24.2	5.8
0	0	0	0	0	40	11.3	7	1.977	0	0	29.4	25.3	4.6
1	0	0	0	0	46	18.4	14	5.6	1	0.4	31.6	26.4	5
1	0	0	0	0	45	19.91	9	3.982	1	0.442	30.6	26.5	5.2
0	0	0	0	0	60	41.1	9	6.164	0	0	32.5	28.2	5
4	3	2	0	0	446	6.739	85	1.284	9	0.136	27.9	23	5.6
5	3	2	0	1	720	8.964	128	1.594	11	0.137	28.5	23.6	5.7
6	3	2	0	1	825	9.817	146	1.737	12	0.143	28.7	23.7	5.7
1	3	1	0	0	146	7.974	30	1.638	5	0.273	28.3	23.8	5.1
0	0	0	0	0	237	14.63	34	2.099	0	0	29.9	22.2	7.9
10	3	3	0	1	989	11.27	190	2.166	17	0.194	29.1	24	5.8

ATC REPORT

Report Id - 1095

Site Name - 03611052-1

Description - A219 HIGH ST [30MPH] WEST OF MAYYAT RD

Direction - East

23 May 2018

Time	Hourly Totals	15 Minute Bin Drops				Cycles	Motor Cycles	Car Van	Car Van Towing	Number Vehicle Classes AR			
		00-15	15-30	30-45	45-00					2 Axle Van Lorry	3 Axle Rigid	4 Axle Rigid	3 Axle Artic
0000	108	32	33	20	23	0	2	85	0	20	0	1	0
0100	67	22	16	17	12	0	1	53	0	13	0	0	0
0200	37	9	9	15	4	0	1	19	0	17	0	0	0
0300	25	7	5	12	1	1	0	17	0	7	0	0	0
0400	40	10	11	10	9	0	0	32	0	8	0	0	0
0500	79	18	13	28	20	0	5	48	0	25	0	1	0
0600	199	31	39	63	66	1	4	157	3	33	0	0	0
0700	434	69	118	132	115	0	7	387	3	31	0	3	1
0800	537	128	146	134	129	0	9	487	6	33	0	1	1
0900	437	121	103	111	102	0	3	359	4	65	1	3	0
1000	407	114	96	88	109	0	1	335	0	62	3	4	0
1100	423	111	104	101	107	2	5	348	0	64	3	1	0
1200	415	110	104	105	96	5	11	339	2	56	1	0	0
1300	413	109	103	111	90	3	13	328	3	62	1	2	0
1400	392	103	88	109	92	2	8	313	6	59	2	1	1
1500	467	88	116	135	128	2	8	406	4	45	1	1	0
1600	490	112	113	145	120	2	13	426	7	34	2	0	0
1700	471	128	127	108	108	2	23	406	7	30	1	1	0
1800	426	120	109	109	88	2	17	380	3	20	0	1	0
1900	400	99	112	86	103	4	3	359	6	26	1	0	0
2000	317	88	93	76	60	4	14	284	0	15	0	0	0
2100	234	65	58	58	53	2	6	208	3	15	0	0	0
2200	212	56	62	49	45	2	8	188	0	13	1	0	0
2300	180	63	43	41	33	0	8	161	0	11	0	0	0
07-19	5312	1313	1327	1388	1284	20	118	4514	45	561	15	18	3
06-22	6462	1596	1629	1671	1566	31	145	5522	57	650	16	18	3
06-00	6854	1715	1734	1761	1644	33	161	5871	57	674	17	18	3
16-19	1387	360	349	362	316	6	53	1212	17	84	3	2	0
06-09	1170	228	303	329	310	1	20	1031	12	97	0	4	2
00-00	7210	1813	1821	1863	1713	34	170	6125	57	764	17	20	3

20 May 2018

Time	Hourly Totals	15 Minute Bin Drops				Vehicle Speed							
		00-15	15-30	30-45	45-00	MPH 0	MPH 10	MPH 15	MPH 20	MPH 25	MPH 30	MPH 35	MPH 40
						<10mph	<15mph	<20mph	<25mph	<30mph	<35mph	<40mph	<45mph
0000	108	32	33	20	23	0	1	0	20	61	15	7	2
0100	67	22	16	17	12	0	0	1	1	40	19	6	0
0200	37	9	9	15	4	0	0	0	5	13	12	5	2
0300	25	7	5	12	1	0	0	4	2	7	8	3	0
0400	40	10	11	10	9	0	0	1	1	19	10	9	0
0500	79	18	13	28	20	0	0	1	3	28	30	12	2
0600	199	31	39	63	66	0	0	6	26	104	51	10	2
0700	434	69	118	132	115	7	20	53	165	158	26	4	1
0800	537	128	146	134	129	12	37	143	254	84	7	0	0

0900	437	121	103	111	102	0	32	96	202	98	6	3	0
1000	407	114	96	88	109	28	28	121	152	67	11	0	0
1100	423	111	104	101	107	12	29	66	203	103	9	1	0
1200	415	110	104	105	96	0	8	58	153	179	14	2	1
1300	413	109	103	111	90	6	20	60	202	104	19	1	1
1400	392	103	88	109	92	2	16	53	179	122	16	3	0
1500	467	88	116	135	128	3	19	77	242	98	20	7	1
1600	490	112	113	145	120	4	19	94	229	126	14	3	1
1700	471	128	127	108	108	0	24	74	210	130	28	4	1
1800	426	120	109	109	88	0	8	38	169	177	27	5	2
1900	400	99	112	86	103	4	7	34	163	162	29	1	0
2000	317	88	93	76	60	0	2	30	86	157	38	3	1
2100	234	65	58	58	53	2	0	10	100	93	25	1	1
2200	212	56	62	49	45	1	4	15	68	102	21	1	0
2300	180	63	43	41	33	0	0	4	43	86	35	11	0
07-19	5312	1313	1327	1388	1284	74	260	933	2360	1446	197	33	8
06-22	6462	1596	1629	1671	1566	80	269	1013	2735	1962	340	48	12
06-00	6854	1715	1734	1761	1644	81	273	1032	2846	2150	396	60	12
16-19	1387	360	349	362	316	4	51	206	608	433	69	12	4
06-09	1170	228	303	329	310	19	57	202	445	346	84	14	3
00-00	7210	1813	1821	1863	1713	81	274	1039	2878	2318	490	102	18

X Scheme				
4 Axle Artic	5 Axle Artic	6 Axle Artic	B Double	Double Road Train
0	0	0	0	0
0	0	0	0	0
0	0	0	0	0
0	0	0	0	0
0	0	0	0	0
0	0	0	0	0
0	0	0	0	0
0	1	0	0	0
1	0	0	0	1
0	0	0	0	0
1	0	1	0	0
0	1	1	0	0
0	0	0	0	0
0	0	1	0	0
1	0	0	0	0
0	0	0	0	0
0	0	0	0	0
0	0	0	0	0
3	0	2	0	1
1	0	0	0	0
2	0	1	0	0
0	0	1	0	0
0	0	0	0	0
0	0	0	0	0
0	0	0	0	0
0	0	0	0	0
0	0	0	0	0
9	1	6	0	2
9	2	7	0	2
9	2	7	0	2
6	0	3	0	1
1	1	0	0	1
9	2	7	0	2

MPH 45 <50mph	MPH 50 <55mph	MPH 55 <60mph	MPH 60 <65mph	MPH 65 <140mph	>PSL 30	>PSL% 30	>SL1 35 ACPO	>SL1% 35 ACPO	>SL2 45 DFT	>SL2% 45 DFT	P-Tile 85%	Average Speed	Standard deviation
1	1	0	0	0	26	24.07	11	10.19	2	1.852	32.2	28.4	5.3
0	0	0	0	0	25	37.31	6	8.955	0	0	34.5	29.8	3.6
0	0	0	0	0	19	51.35	7	18.92	0	0	35.6	30.8	4.9
1	0	0	0	0	12	48	4	16	1	4	35.9	29.1	7.3
0	0	0	0	0	19	47.5	9	22.5	0	0	38.2	30.7	4.8
3	0	0	0	0	47	59.49	17	21.52	3	3.797	37.9	31.9	5.7
0	0	0	0	0	63	31.66	12	6.03	0	0	31.9	28.5	4.3
0	0	0	0	0	31	7.143	5	1.152	0	0	28.2	23.7	5
0	0	0	0	0	7	1.304	0	0	0	0	25.4	21.1	4.5

0	0	0	0	0	9	2.059	3	0.686	0	0	26	21.9	4.3
0	0	0	0	0	11	2.703	0	0	0	0	25.6	20.5	5.4
0	0	0	0	0	10	2.364	1	0.236	0	0	26.4	22.1	4.9
0	0	0	0	0	17	4.096	3	0.723	0	0	28	24.3	4.1
0	0	0	0	0	21	5.085	2	0.484	0	0	27	22.9	4.8
1	0	0	0	0	20	5.102	4	1.02	1	0.255	27.6	23.5	4.6
0	0	0	0	0	28	5.996	8	1.713	0	0	26.7	22.9	4.5
0	0	0	0	0	18	3.673	4	0.816	0	0	26.6	22.6	4.5
0	0	0	0	0	33	7.006	5	1.062	0	0	27.9	23.4	4.7
0	0	0	0	0	34	7.981	7	1.643	0	0	28.5	24.9	4.1
0	0	0	0	0	30	7.5	1	0.25	0	0	28.6	24.5	4.2
0	0	0	0	0	42	13.25	4	1.262	0	0	29.4	25.7	4
2	0	0	0	0	29	12.39	4	1.709	2	0.855	29.3	25.5	4.5
0	0	0	0	0	22	10.38	1	0.472	0	0	28.9	25.5	4.1
0	0	1	0	0	47	26.11	12	6.667	1	0.556	31.7	27.7	4.7
1	0	0	0	0	239	4.499	42	0.791	1	0.019	27.2	22.8	4.8
3	0	0	0	0	403	6.236	63	0.975	3	0.046	27.8	23.3	4.9
3	0	1	0	0	472	6.886	76	1.109	4	0.058	28	23.5	4.9
0	0	0	0	0	85	6.128	16	1.154	0	0	27.9	23.6	4.5
0	0	0	0	0	101	8.632	17	1.453	0	0	28.5	23.3	5.4
8	1	1	0	0	620	8.599	130	1.803	10	0.139	28.4	23.8	5.1

ATC REPORT

Report Id - 1095

Site Name - 03611052-1

Description - A219 HIGH ST [30MPH] WEST OF MAYYAT RD

Direction - West

23 May 2018

Time	Hourly Totals	15 Minute Bin Drops				Cycles	Motor Cycles	Car Van	Car Van Towing	Number Vehicle Classes AR			
		00-15	15-30	30-45	45-00					2 Axle Van Lorry	3 Axle Rigid	4 Axle Rigid	3 Axle Artic
0000	70	27	15	12	16	0	0	56	0	14	0	0	0
0100	40	15	7	13	5	0	0	29	0	10	0	1	0
0200	44	14	14	8	8	0	2	28	0	14	0	0	0
0300	24	2	6	11	5	0	0	18	0	6	0	0	0
0400	54	10	13	16	15	1	0	34	0	19	0	0	0
0500	138	23	29	43	43	4	4	105	1	22	0	0	1
0600	394	67	94	119	114	8	13	321	1	47	2	0	1
0700	698	153	167	175	203	31	21	561	8	66	2	7	0
0800	687	177	203	168	139	18	17	592	4	43	6	4	0
0900	519	144	122	133	120	10	12	434	3	51	7	2	0
1000	476	104	130	118	124	9	3	388	0	65	3	3	0
1100	464	119	122	122	101	6	5	380	2	69	1	0	0
1200	501	139	123	130	109	12	9	412	4	61	1	1	0
1300	486	108	146	129	103	14	8	397	1	63	1	0	0
1400	486	124	124	109	129	5	7	416	4	49	0	2	0
1500	602	153	168	151	130	6	10	530	2	51	1	2	0
1600	643	174	172	153	144	16	20	564	2	38	2	0	0
1700	644	161	174	163	146	27	18	570	1	24	0	3	0
1800	575	156	145	136	138	18	25	503	4	18	5	2	0
1900	430	121	104	98	107	12	5	392	4	15	0	1	0
2000	327	75	89	95	68	5	8	292	1	15	4	2	0
2100	226	63	50	54	59	5	6	200	0	15	0	0	0
2200	245	59	72	62	52	1	11	222	0	10	0	0	0
2300	143	40	43	41	19	3	2	128	0	10	0	0	0
07-19	6781	1712	1796	1687	1586	172	155	5747	35	598	29	26	0
06-22	8158	2038	2133	2053	1934	202	187	6952	41	690	35	29	1
06-00	8546	2137	2248	2156	2005	206	200	7302	41	710	35	29	1
16-19	1862	491	491	452	428	61	63	1637	7	80	7	5	0
06-09	1779	397	464	462	456	57	51	1474	13	156	10	11	1
00-00	8916	2228	2332	2259	2097	211	206	7572	42	795	35	30	2

23 May 2018

Time	Hourly Totals	15 Minute Bin Drops				Vehicle Speed							
		00-15	15-30	30-45	45-00	MPH 0	MPH 10	MPH 15	MPH 20	MPH 25	MPH 30	MPH 35	MPH 40
		<10mph	<15mph	<20mph	<25mph	<30mph	<35mph	<40mph	<45mph				
0000	70	27	15	12	16	0	0	6	9	33	18	2	1
0100	40	15	7	13	5	0	0	2	5	17	7	8	1
0200	44	14	14	8	8	1	0	0	3	16	16	6	2
0300	24	2	6	11	5	0	0	0	1	7	12	2	2
0400	54	10	13	16	15	0	1	2	4	15	22	7	2
0500	138	23	29	43	43	1	2	2	6	48	61	12	3
0600	394	67	94	119	114	0	3	11	47	175	127	26	4
0700	698	153	167	175	203	2	33	121	273	215	38	14	1
0800	687	177	203	168	139	9	27	162	341	134	11	3	0

0900	519	144	122	133	120	0	11	90	260	131	23	4	0
1000	476	104	130	118	124	6	10	72	246	120	19	3	0
1100	464	119	122	122	101	1	9	60	170	184	37	3	0
1200	501	139	123	130	109	3	13	77	179	193	29	7	0
1300	486	108	146	129	103	1	9	84	197	163	28	3	1
1400	486	124	124	109	129	3	12	60	194	182	28	5	1
1500	602	153	168	151	130	4	32	86	290	159	27	3	1
1600	643	174	172	153	144	3	14	92	309	177	37	9	2
1700	644	161	174	163	146	7	21	131	272	171	38	4	0
1800	575	156	145	136	138	2	18	102	227	169	45	10	2
1900	430	121	104	98	107	3	15	47	165	158	36	6	0
2000	327	75	89	95	68	1	7	27	107	141	40	3	1
2100	226	63	50	54	59	1	4	12	63	110	29	4	2
2200	245	59	72	62	52	1	5	30	57	114	30	5	2
2300	143	40	43	41	19	1	1	14	28	65	29	3	1
07-19	6781	1712	1796	1687	1586	41	209	1137	2958	1998	360	68	8
06-22	8158	2038	2133	2053	1934	46	238	1234	3340	2582	592	107	15
06-00	8546	2137	2248	2156	2005	48	244	1278	3425	2761	651	115	18
16-19	1862	491	491	452	428	12	53	325	808	517	120	23	4
06-09	1779	397	464	462	456	11	63	294	661	524	176	43	5
00-00	8916	2228	2332	2259	2097	50	247	1290	3453	2897	787	152	29

X Scheme				
4 Axle Artic	5 Axle Artic	6 Axle Artic	B Double	Double Road Train
0	0	0	0	0
0	0	0	0	0
0	0	0	0	0
0	0	0	0	0
0	0	0	0	0
0	0	1	0	0
1	0	0	0	0
1	1	0	0	0
2	1	0	0	0
0	0	0	0	0
2	1	2	0	0
0	1	0	0	0
0	0	0	1	0
1	1	0	0	0
1	0	2	0	0
0	0	0	0	0
1	0	0	0	0
1	0	0	0	0
0	0	0	0	0
0	0	1	0	0
0	0	0	0	0
0	0	0	0	0
0	0	0	0	0
1	0	0	0	0
0	0	0	0	0
9	5	4	1	0
10	5	5	1	0
11	5	5	1	0
2	0	0	0	0
4	2	0	0	0
11	5	6	1	0

MPH 45	MPH 50	MPH 55	MPH 60	MPH 65	>PSL 30	>PSL% 30	>SL1 35 ACPO	>SL1% 35 ACPO	>SL2 45 DFT	>SL2% 45 DFT	P-Tile 85%	Average Speed	Standard deviation
<50mph	<55mph	<60mph	<65mph	<140mph									
0	1	0	0	0	22	31.43	4	5.714	1	1.429	31.2	27.8	5.4
0	0	0	0	0	16	40	9	22.5	0	0	35.7	29.5	5.8
0	0	0	0	0	24	54.55	8	18.18	0	0	35.5	30.5	5.7
0	0	0	0	0	16	66.67	4	16.67	0	0	36.4	32.1	5
1	0	0	0	0	32	59.26	10	18.52	1	1.852	35.9	30.9	6
3	0	0	0	0	79	57.25	18	13.04	3	2.174	34.6	30.7	5.4
1	0	0	0	0	158	40.1	31	7.868	1	0.254	32.9	28.8	4.6
1	0	0	0	0	54	7.736	16	2.292	1	0.143	28.1	23.4	5.1
0	0	0	0	0	14	2.038	3	0.437	0	0	25.8	21.9	4.2

0	0	0	0	0	27	5.202	4	0.771	0	0	27.3	23.3	4
0	0	0	0	0	22	4.622	3	0.63	0	0	26.9	23	4.5
0	0	0	0	0	40	8.621	3	0.647	0	0	28.8	24.4	4.4
0	0	0	0	0	36	7.186	7	1.397	0	0	28.2	24	4.6
0	0	0	0	0	32	6.584	4	0.823	0	0	28	23.7	4.4
0	0	1	0	0	35	7.202	7	1.44	1	0.206	28.4	24.3	4.8
0	0	0	0	0	31	5.15	4	0.664	0	0	27.1	23.2	4.6
0	0	0	0	0	48	7.465	11	1.711	0	0	27.9	23.7	4.5
0	0	0	0	0	42	6.522	4	0.621	0	0	27.7	23	4.7
0	0	0	0	0	57	9.913	12	2.087	0	0	28.4	23.9	5
0	0	0	0	0	42	9.767	6	1.395	0	0	28.7	24.4	4.7
0	0	0	0	0	44	13.46	4	1.223	0	0	29.8	25.3	4.5
1	0	0	0	0	36	15.93	7	3.097	1	0.442	30.2	26.3	5
0	1	0	0	0	38	15.51	8	3.265	1	0.408	30.3	25.7	5.4
1	0	0	0	0	34	23.78	5	3.497	1	0.699	31.2	26.8	5.3
1	0	1	0	0	438	6.459	78	1.15	2	0.029	27.7	23.4	4.6
3	0	1	0	0	718	8.801	126	1.544	4	0.049	28.4	23.9	4.8
4	1	1	0	0	790	9.244	139	1.626	6	0.07	28.6	24	4.9
0	0	0	0	0	147	7.895	27	1.45	0	0	28	23.5	4.7
2	0	0	0	0	226	12.7	50	2.811	2	0.112	29.4	24	5.4
8	2	1	0	0	979	10.98	192	2.153	11	0.123	29	24.2	5

ATC REPORT

Report Id - 1095

Site Name - 03611052-1

Description - A219 HIGH ST [30MPH] WEST OF MAYYAT RD

Direction - East

24 May 2018

Time	Hourly Totals	15 Minute Bin Drops				Cycles	Motor Cycles	Car Van	Car Van Towing	Number Vehicle Classes AR			
		00-15	15-30	30-45	45-00					2 Axle Van Lorry	3 Axle Rigid	4 Axle Rigid	3 Axle Artic
0000	112	33	34	23	22	0	1	94	0	17	0	0	0
0100	70	21	14	18	17	0	1	56	0	12	1	0	0
0200	41	13	6	15	7	0	0	34	0	7	0	0	0
0300	37	9	12	9	7	1	1	27	0	7	1	0	0
0400	44	17	9	7	11	0	1	33	0	10	0	0	0
0500	74	11	14	25	24	0	3	52	0	18	0	0	0
0600	184	22	40	63	59	0	4	154	0	25	0	0	0
0700	430	80	106	126	118	0	5	396	0	28	1	0	0
0800	583	125	165	151	142	2	9	533	5	28	2	2	0
0900	411	122	85	106	98	0	6	348	9	44	0	2	0
1000	405	93	114	102	96	0	8	333	5	58	0	0	0
1100	385	103	91	92	99	1	4	307	2	67	0	2	2
1200	401	101	95	85	120	0	7	329	3	56	1	4	0
1300	361	88	79	88	106	1	2	302	3	47	2	1	1
1400	389	103	85	98	103	3	10	318	9	44	2	3	0
1500	486	105	126	145	110	3	4	426	3	42	0	4	0
1600	506	109	126	133	138	0	18	433	5	46	4	0	0
1700	448	118	111	114	105	0	23	384	2	33	3	1	0
1800	435	122	110	105	98	2	14	389	0	29	0	0	0
1900	421	110	109	99	103	1	10	378	4	26	0	1	0
2000	314	108	77	67	62	2	13	274	3	22	0	0	0
2100	231	50	58	66	57	1	6	207	4	13	0	0	0
2200	220	63	62	47	48	1	5	193	0	21	0	0	0
2300	177	48	47	44	38	0	4	159	1	12	1	0	0
07-19	5240	1269	1293	1345	1333	12	110	4498	46	522	15	19	3
06-22	6390	1559	1577	1640	1614	16	143	5511	57	608	15	20	3
06-00	6787	1670	1686	1731	1700	17	152	5863	58	641	16	20	3
16-19	1389	349	347	352	341	2	55	1206	7	108	7	1	0
06-09	1197	227	311	340	319	2	18	1083	5	81	3	2	0
00-00	7165	1774	1775	1828	1788	18	159	6159	58	712	18	20	3

20 May 2018

Time	Hourly Totals	15 Minute Bin Drops				Vehicle Speed							
		00-15	15-30	30-45	45-00	MPH 0	MPH 10	MPH 15	MPH 20	MPH 25	MPH 30	MPH 35	MPH 40
		<10mph	<15mph	<20mph	<25mph	<30mph	<35mph	<40mph	<45mph				
0000	112	33	34	23	22	0	0	3	17	53	32	7	0
0100	70	21	14	18	17	0	0	0	24	23	16	6	1
0200	41	13	6	15	7	0	0	1	4	13	17	4	1
0300	37	9	12	9	7	0	0	2	5	18	10	2	0
0400	44	17	9	7	11	2	0	1	7	17	9	8	0
0500	74	11	14	25	24	1	0	5	7	28	26	6	1
0600	184	22	40	63	59	0	2	8	22	105	40	6	1
0700	430	80	106	126	118	19	13	74	187	117	17	2	1
0800	583	125	165	151	142	22	53	141	283	80	4	0	0

0900	411	122	85	106	98	3	15	90	197	97	7	2	0
1000	405	93	114	102	96	0	17	60	196	120	8	4	0
1100	385	103	91	92	99	4	17	56	180	113	15	0	0
1200	401	101	95	85	120	5	15	69	186	114	10	1	1
1300	361	88	79	88	106	9	41	65	160	81	3	2	0
1400	389	103	85	98	103	2	17	54	178	118	15	1	4
1500	486	105	126	145	110	15	50	94	234	83	6	3	0
1600	506	109	126	133	138	1	18	77	225	155	26	3	1
1700	448	118	111	114	105	10	17	53	198	151	15	2	1
1800	435	122	110	105	98	3	9	42	162	193	26	0	0
1900	421	110	109	99	103	3	6	28	193	160	27	4	0
2000	314	108	77	67	62	0	0	14	125	142	25	7	0
2100	231	50	58	66	57	0	0	11	75	114	29	1	0
2200	220	63	62	47	48	1	1	11	55	122	26	3	1
2300	177	48	47	44	38	1	0	2	23	108	35	8	0
07-19	5240	1269	1293	1345	1333	93	282	875	2386	1422	152	20	8
06-22	6390	1559	1577	1640	1614	96	290	936	2801	1943	273	38	9
06-00	6787	1670	1686	1731	1700	98	291	949	2879	2173	334	49	10
16-19	1389	349	347	352	341	14	44	172	585	499	67	5	2
06-09	1197	227	311	340	319	41	68	223	492	302	61	8	2
00-00	7165	1774	1775	1828	1788	101	291	961	2943	2325	444	82	13

X Scheme				
4 Axle Artic	5 Axle Artic	6 Axle Artic	B Double	Double Road Train
0	0	0	0	0
0	0	0	0	0
0	0	0	0	0
0	0	0	0	0
0	0	0	0	0
0	0	1	0	0
0	0	1	0	0
0	0	0	0	0
1	0	1	0	0
0	0	2	0	0
1	0	0	0	0
0	0	0	0	0
0	0	1	0	0
0	1	1	0	0
0	0	0	0	0
4	0	0	0	0
0	0	0	0	0
1	0	1	0	0
1	0	0	0	0
1	0	0	0	0
0	0	0	0	0
0	0	0	0	0
0	0	0	0	0
0	0	0	0	0
8	1	6	0	0
9	1	7	0	0
9	1	7	0	0
2	0	1	0	0
1	0	2	0	0
9	1	8	0	0

MPH 45	MPH 50	MPH 55	MPH 60	MPH 65	>PSL 30	>PSL% 30	>SL1 35 ACPO	>SL1% 35 ACPO	>SL2 45 DFT	>SL2% 45 DFT	P-Tile 85%	Average Speed	Standard deviation
0	0	0	0	0	39	34.82	7	6.25	0	0	33.5	28.7	4
0	0	0	0	0	23	32.86	7	10	0	0	32.7	27.9	4.7
1	0	0	0	0	23	56.1	6	14.63	1	2.439	35.1	30.5	5.2
0	0	0	0	0	12	32.43	2	5.405	0	0	31.7	28.2	4.4
0	0	0	0	0	17	38.64	8	18.18	0	0	35.3	28.5	6.6
0	0	0	0	0	33	44.59	7	9.459	0	0	33.6	28.6	5.3
0	0	0	0	0	47	25.54	7	3.804	0	0	31.7	27.6	4.2
0	0	0	0	0	20	4.651	3	0.698	0	0	27.1	22.5	5.2
0	0	0	0	0	4	0.686	0	0	0	0	25	20.5	4.8

0	0	0	0	0	9	2.19	2	0.487	0	0	26.7	22.3	4.4
0	0	0	0	0	12	2.963	4	0.988	0	0	27.2	23.2	4.2
0	0	0	0	0	15	3.896	0	0	0	0	27.2	23.1	4.3
0	0	0	0	0	12	2.993	2	0.499	0	0	27.1	22.8	4.4
0	0	0	0	0	5	1.385	2	0.554	0	0	26.7	21.3	5.2
0	0	0	0	0	20	5.141	5	1.285	0	0	27.3	23.4	4.7
0	0	0	0	1	10	2.058	4	0.823	1	0.206	25.8	21.2	5.5
0	0	0	0	0	30	5.929	4	0.791	0	0	27.6	23.6	4.3
1	0	0	0	0	19	4.241	4	0.893	1	0.223	27.2	23.3	4.9
0	0	0	0	0	26	5.977	0	0	0	0	28.5	24.7	4.2
0	0	0	0	0	31	7.363	4	0.95	0	0	27.9	24.5	4.1
1	0	0	0	0	33	10.51	8	2.548	1	0.318	29	25.7	3.9
0	0	1	0	0	31	13.42	2	0.866	1	0.433	29.8	26.1	4.3
0	0	0	0	0	30	13.64	4	1.818	0	0	29.7	26.3	4.1
0	0	0	0	0	43	24.29	8	4.52	0	0	31.7	28.1	3.8
1	0	0	0	1	182	3.473	30	0.573	2	0.038	27.1	22.6	4.8
2	0	1	0	1	324	5.07	51	0.798	4	0.063	27.5	23.2	4.9
2	0	1	0	1	397	5.849	63	0.928	4	0.059	27.7	23.4	4.9
1	0	0	0	0	75	5.4	8	0.576	1	0.072	27.8	23.8	4.5
0	0	0	0	0	71	5.931	10	0.835	0	0	27.3	22.3	5.4
3	0	1	0	1	544	7.592	100	1.396	5	0.07	28.2	23.7	5.1

ATC REPORT

Report Id - 1095

Site Name - 03611052-1

Description - A219 HIGH ST [30MPH] WEST OF MAYYAT RD

Direction - West

24 May 2018

Time	Hourly Totals	15 Minute Bin Drops				Cycles	Motor Cycles	Car Van	Car Van Towing	Number Vehicle Classes AR			
		00-15	15-30	30-45	45-00					2 Axle Van Lorry	3 Axle Rigid	4 Axle Rigid	3 Axle Artic
0000	100	29	31	22	18	2	4	83	0	11	0	0	0
0100	53	16	13	17	7	0	0	47	0	6	0	0	0
0200	48	10	14	12	12	0	2	36	0	10	0	0	0
0300	39	8	9	10	12	0	0	29	0	10	0	0	0
0400	53	6	11	17	19	0	0	38	0	15	0	0	0
0500	138	22	27	39	50	1	5	103	0	27	0	1	0
0600	419	80	102	122	115	7	10	331	4	65	1	0	1
0700	691	159	177	177	178	29	20	565	3	64	8	1	0
0800	679	198	201	156	124	12	14	603	7	35	7	1	0
0900	526	136	152	126	112	7	11	439	3	58	3	3	0
1000	513	113	126	146	128	2	4	414	3	84	4	1	0
1100	484	137	118	116	113	2	9	403	2	62	3	1	1
1200	514	128	126	125	135	7	7	440	3	49	3	4	0
1300	519	123	120	139	137	7	18	445	1	41	2	3	0
1400	526	119	137	131	139	3	7	465	2	41	5	1	1
1500	659	157	154	189	159	9	6	598	1	44	0	1	0
1600	630	169	163	149	149	7	23	535	7	50	1	6	0
1700	659	164	191	154	150	19	10	598	4	21	3	3	0
1800	589	163	142	155	129	10	15	523	5	31	3	1	0
1900	412	96	98	115	103	12	10	369	1	18	2	0	0
2000	325	115	75	74	61	8	7	290	5	12	1	0	0
2100	264	49	58	73	84	5	11	232	2	13	0	0	0
2200	223	55	68	44	56	0	2	208	1	11	1	0	0
2300	160	52	37	47	24	1	1	144	0	12	2	0	0
07-19	6989	1766	1807	1763	1653	114	144	6028	41	580	42	26	2
06-22	8409	2106	2140	2147	2016	146	182	7250	53	688	46	26	3
06-00	8792	2213	2245	2238	2096	147	185	7602	54	711	49	26	3
16-19	1878	496	496	458	428	36	48	1656	16	102	7	10	0
06-09	1789	437	480	455	417	48	44	1499	14	164	16	2	1
00-00	9223	2304	2350	2355	2214	150	196	7938	54	790	49	27	3

24 May 2018

Time	Hourly Totals	15 Minute Bin Drops				Vehicle Speed							
		00-15	15-30	30-45	45-00	MPH 0	MPH 10	MPH 15	MPH 20	MPH 25	MPH 30	MPH 35	MPH 40
		<10mph	<15mph	<20mph	<25mph	<30mph	<35mph	<40mph	<45mph				
0000	100	29	31	22	18	0	1	9	17	47	22	2	1
0100	53	16	13	17	7	0	0	2	8	22	15	5	1
0200	48	10	14	12	12	0	1	0	13	18	11	3	2
0300	39	8	9	10	12	0	1	2	6	13	10	5	2
0400	53	6	11	17	19	0	0	0	7	15	27	3	1
0500	138	22	27	39	50	0	1	1	8	58	52	14	4
0600	419	80	102	122	115	1	4	15	60	191	118	24	4
0700	691	159	177	177	178	2	32	140	295	176	36	8	1
0800	679	198	201	156	124	3	18	118	366	158	15	1	0

0900	526	136	152	126	112	1	12	62	246	179	23	2	1
1000	513	113	126	146	128	2	8	67	267	145	24	0	0
1100	484	137	118	116	113	2	7	98	221	132	19	3	1
1200	514	128	126	125	135	1	12	106	225	139	26	4	1
1300	519	123	120	139	137	3	16	107	252	114	23	4	0
1400	526	119	137	131	139	2	12	99	245	145	20	1	2
1500	659	157	154	189	159	4	23	84	352	172	21	3	0
1600	630	169	163	149	149	3	19	111	269	186	35	4	2
1700	659	164	191	154	150	1	17	104	290	216	23	6	0
1800	589	163	142	155	129	0	14	96	228	210	31	8	0
1900	412	96	98	115	103	4	11	53	168	132	40	2	2
2000	325	115	75	74	61	1	8	52	93	124	39	6	1
2100	264	49	58	73	84	2	11	20	85	119	21	5	0
2200	223	55	68	44	56	0	2	18	47	111	37	7	1
2300	160	52	37	47	24	0	1	9	36	69	39	5	0
07-19	6989	1766	1807	1763	1653	24	190	1192	3256	1972	296	44	8
06-22	8409	2106	2140	2147	2016	32	224	1332	3662	2538	514	81	15
06-00	8792	2213	2245	2238	2096	32	227	1359	3745	2718	590	93	16
16-19	1878	496	496	458	428	4	50	311	787	612	89	18	2
06-09	1789	437	480	455	417	6	54	273	721	525	169	33	5
00-00	9223	2304	2350	2355	2214	32	231	1373	3804	2891	727	125	27

X Scheme				
4 Axle Artic	5 Axle Artic	6 Axle Artic	B Double	Double Road Train
0	0	0	0	0
0	0	0	0	0
0	0	0	0	0
0	0	0	0	0
0	0	0	0	0
0	0	1	0	0
0	0	0	0	0
1	0	0	0	0
0	0	0	0	0
0	1	1	0	0
0	1	0	0	0
1	0	0	0	0
0	1	0	0	0
1	0	1	0	0
1	0	0	0	0
0	0	0	0	0
0	0	1	0	0
1	0	0	0	0
0	0	1	0	0
0	0	0	0	0
2	0	0	0	0
1	0	0	0	0
0	0	0	0	0
0	0	0	0	0
5	3	4	0	0
8	3	4	0	0
8	3	4	0	0
1	0	2	0	0
1	0	0	0	0
8	3	5	0	0

MPH 45	MPH 50	MPH 55	MPH 60	MPH 65	>PSL 30	>PSL% 30	>SL1 35 ACPO	>SL1% 35 ACPO	>SL2 45 DFT	>SL2% 45 DFT	P-Tile 85%	Average Speed	Standard deviation
1	0	0	0	0	26	26	4	4	1	1	32.3	27.4	5.3
0	0	0	0	0	21	39.62	6	11.32	0	0	34.4	29.1	4.9
0	0	0	0	0	16	33.33	5	10.42	0	0	34.8	28.4	5.6
0	0	0	0	0	17	43.59	7	17.95	0	0	35.9	29.1	6.2
0	0	0	0	0	31	58.49	4	7.547	0	0	34.2	30	4.1
0	0	0	0	0	70	50.72	18	13.04	0	0	34.4	30.3	4.7
1	0	1	0	0	148	35.32	30	7.16	2	0.477	33.1	28.4	5
0	1	0	0	0	46	6.657	10	1.447	1	0.145	27.4	23.1	4.9
0	0	0	0	0	16	2.356	1	0.147	0	0	26.5	22.7	3.9

0	0	0	0	0	26	4.943	3	0.57	0	0	27.8	24	4.1
0	0	0	0	0	24	4.678	0	0	0	0	27.2	23.5	3.9
1	0	0	0	0	24	4.959	5	1.033	1	0.207	27.1	23.2	4.4
0	0	0	0	0	31	6.031	5	0.973	0	0	27.4	23.2	4.4
0	0	0	0	0	27	5.202	4	0.771	0	0	26.6	22.7	4.5
0	0	0	0	0	23	4.373	3	0.57	0	0	27.1	23.2	4.2
0	0	0	0	0	24	3.642	3	0.455	0	0	26.7	23	4.1
0	1	0	0	0	42	6.667	7	1.111	1	0.159	28.1	23.6	4.8
2	0	0	0	0	31	4.704	8	1.214	2	0.303	27.5	23.7	4.4
1	1	0	0	0	41	6.961	10	1.698	2	0.34	28.5	24.1	4.7
0	0	0	0	0	44	10.68	4	0.971	0	0	29.1	24.5	5
1	0	0	0	0	47	14.46	8	2.462	1	0.308	29.6	25	5.1
1	0	0	0	0	27	10.23	6	2.273	1	0.379	29.1	25	5.1
0	0	0	0	0	45	20.18	8	3.587	0	0	30.8	26.7	4.6
0	0	1	0	0	45	28.13	6	3.75	1	0.625	31.8	27.4	5
4	3	0	0	0	355	5.079	59	0.844	7	0.1	27.3	23.3	4.4
7	3	1	0	0	621	7.385	107	1.272	11	0.131	28	23.7	4.7
7	3	2	0	0	711	8.087	121	1.376	12	0.136	28.2	23.9	4.7
3	2	0	0	0	114	6.07	25	1.331	5	0.266	28	23.8	4.6
1	1	1	0	0	210	11.74	41	2.292	3	0.168	28.9	24.2	5.1
8	3	2	0	0	892	9.671	165	1.789	13	0.141	28.7	24.1	4.9

ATC REPORT

Report Id - 1095

Site Name - 03611052-1

Description - A219 HIGH ST [30MPH] WEST OF MAYYAT RD

Direction - East

25 May 2018

Time	Hourly Totals	15 Minute Bin Drops				Cycles	Motor Cycles	Car Van	Car Van Towing	Number Vehicle Classes AR				
		00-15	15-30	30-45	45-00					2 Axle Van Lorry	3 Axle Rigid	4 Axle Rigid	3 Axle Artic	
0000	114	30	28	33	23	0	0	107	0	7	0	0	0	
0100	85	33	16	16	20	0	2	72	0	11	0	0	0	
0200	60	14	12	20	14	0	1	48	0	10	0	0	0	
0300	47	12	10	11	14	0	0	38	0	9	0	0	0	
0400	46	12	12	11	11	0	0	42	0	4	0	0	0	
0500	78	13	12	20	33	0	0	64	0	14	0	0	0	
0600	183	20	47	50	66	0	5	150	0	27	0	1	0	
0700	387	81	81	111	114	1	4	330	4	44	2	1	0	
0800	457	108	116	110	123	0	2	407	0	39	3	4	1	
0900	380	90	85	106	99	1	4	325	4	40	1	2	0	
1000	384	93	88	104	99	3	5	318	1	52	3	1	0	
1100	425	106	96	117	106	0	5	336	3	74	1	3	0	
1200	440	91	121	118	110	3	8	367	3	58	0	0	0	
1300	389	84	100	116	89	2	6	336	2	41	2	0	0	
1400	424	115	99	105	105	4	10	340	1	63	2	1	1	
1500	476	106	109	134	127	1	11	411	5	45	0	3	0	
1600	504	134	129	115	126	0	15	443	5	39	2	0	0	
1700	423	103	112	99	109	1	18	351	10	40	2	0	0	
1800	415	117	107	98	93	1	17	362	5	26	1	0	0	
1900	365	103	88	96	78	1	12	314	8	26	1	1	0	
2000	360	112	103	79	66	1	12	329	0	18	0	0	0	
2100	256	58	66	70	62	1	10	222	5	17	0	0	0	
2200	254	63	65	61	65	1	7	228	3	14	1	0	0	
2300	217	55	59	54	49	0	7	196	2	9	1	0	1	
07-19	5104	1228	1243	1333	1300	17	105	4326	43	561	19	15	2	
06-22	6268	1521	1547	1628	1572	20	144	5341	56	649	20	17	2	
06-00	6739	1639	1671	1743	1686	21	158	5765	61	672	22	17	3	
16-19	1342	354	348	312	328	2	50	1156	20	105	5	0	0	
06-09	1027	209	244	271	303	1	11	887	4	110	5	6	1	
00-00	7169	1753	1761	1854	1801	21	161	6136	61	727	22	17	3	

20 May 2018

Time	Hourly Totals	15 Minute Bin Drops				Vehicle Speed							
		00-15	15-30	30-45	45-00	MPH 0	MPH 10	MPH 15	MPH 20	MPH 25	MPH 30	MPH 35	MPH 40
		<10mph	<15mph	<20mph	<25mph	<30mph	<35mph	<40mph	<45mph				
0000	114	30	28	33	23	0	0	1	13	73	23	2	2
0100	85	33	16	16	20	0	0	1	5	46	29	3	0
0200	60	14	12	20	14	0	0	1	5	21	23	10	0
0300	47	12	10	11	14	0	0	2	9	24	10	1	1
0400	46	12	12	11	11	0	0	0	5	19	18	2	2
0500	78	13	12	20	33	0	1	1	4	30	31	7	3
0600	183	20	47	50	66	0	0	1	29	95	47	9	2
0700	387	81	81	111	114	2	5	32	164	158	22	4	0
0800	457	108	116	110	123	72	54	73	156	91	8	3	0

0900	380	90	85	106	99	12	12	53	173	118	10	2	0
1000	384	93	88	104	99	5	42	84	169	78	5	1	0
1100	425	106	96	117	106	0	8	74	216	117	10	0	0
1200	440	91	121	118	110	1	24	75	210	117	12	1	0
1300	389	84	100	116	89	4	21	53	181	112	17	1	0
1400	424	115	99	105	105	1	7	81	187	132	14	2	0
1500	476	106	109	134	127	7	34	101	200	118	12	4	0
1600	504	134	129	115	126	5	45	104	212	120	15	3	0
1700	423	103	112	99	109	1	5	42	146	186	39	3	1
1800	415	117	107	98	93	0	12	35	177	149	34	4	4
1900	365	103	88	96	78	1	14	26	151	152	16	3	2
2000	360	112	103	79	66	0	1	24	162	148	22	3	0
2100	256	58	66	70	62	0	5	24	106	104	14	3	0
2200	254	63	65	61	65	0	2	16	117	96	19	4	0
2300	217	55	59	54	49	0	12	6	56	112	23	6	1
07-19	5104	1228	1243	1333	1300	110	269	807	2191	1496	198	28	5
06-22	6268	1521	1547	1628	1572	111	289	882	2639	1995	297	46	9
06-00	6739	1639	1671	1743	1686	111	303	904	2812	2203	339	56	10
16-19	1342	354	348	312	328	6	62	181	535	455	88	10	5
06-09	1027	209	244	271	303	74	59	106	349	344	77	16	2
00-00	7169	1753	1761	1854	1801	111	304	910	2853	2416	473	81	18

X Scheme				
4 Axle Artic	5 Axle Artic	6 Axle Artic	B Double	Double Road Train
0	0	0	0	0
0	0	0	0	0
1	0	0	0	0
0	0	0	0	0
0	0	0	0	0
0	0	0	0	0
0	0	0	0	0
1	0	0	0	0
0	1	0	0	0
2	1	0	0	0
1	0	0	0	0
2	1	0	0	0
0	0	1	0	0
0	0	0	0	0
1	1	0	0	0
0	0	0	0	0
0	0	0	0	0
1	0	0	0	0
1	0	1	0	1
1	0	1	0	0
0	0	0	0	0
0	0	1	0	0
0	0	0	0	0
1	0	0	0	0
9	4	2	0	1
10	4	4	0	1
11	4	4	0	1
2	0	1	0	1
1	1	0	0	0
12	4	4	0	1

MPH 45	MPH 50	MPH 55	MPH 60	MPH 65	>PSL 30	>PSL% 30	>SL1 35 ACPO	>SL1% 35 ACPO	>SL2 45 DFT	>SL2% 45 DFT	P-Tile 85%	Average Speed	Standard deviation
<50mph	<55mph	<60mph	<65mph	<140mph									
0	0	0	0	0	27	23.68	4	3.509	0	0	30.7	28.2	3.5
0	1	0	0	0	33	38.82	4	4.706	1	1.176	32.6	29.4	4.2
0	0	0	0	0	33	55	10	16.67	0	0	35.2	30.3	4.4
0	0	0	0	0	12	25.53	2	4.255	0	0	31.4	27.8	4.7
0	0	0	0	0	22	47.83	4	8.696	0	0	32.9	30.2	3.9
1	0	0	0	0	42	53.85	11	14.1	1	1.282	34.4	30.6	5.2
0	0	0	0	0	58	31.69	11	6.011	0	0	32.5	28.9	3.9
0	0	0	0	0	26	6.718	4	1.034	0	0	28.1	24.6	4
0	0	0	0	0	11	2.407	3	0.656	0	0	26.3	19.4	7

0	0	0	0	0	12	3.158	2	0.526	0	0	27	22.8	4.9
0	0	0	0	0	6	1.563	1	0.26	0	0	25.9	21.3	4.9
0	0	0	0	0	10	2.353	0	0	0	0	26.9	23	3.8
0	0	0	0	0	13	2.955	1	0.227	0	0	27.1	22.7	4.3
0	0	0	0	0	18	4.627	1	0.257	0	0	27.7	23.1	4.6
0	0	0	0	0	16	3.774	2	0.472	0	0	26.8	23.1	4
0	0	0	0	0	16	3.361	4	0.84	0	0	26.8	22.2	4.9
0	0	0	0	0	18	3.571	3	0.595	0	0	27	22.1	5
0	0	0	0	0	43	10.17	4	0.946	0	0	29.2	25.1	4.2
0	0	0	0	0	42	10.12	8	1.928	0	0	28.9	24.8	4.5
0	0	0	0	0	21	5.753	5	1.37	0	0	28	24.5	4.4
0	0	0	0	0	25	6.944	3	0.833	0	0	28.4	24.9	3.5
0	0	0	0	0	17	6.641	3	1.172	0	0	28.1	24.6	4.1
0	0	0	0	0	23	9.055	4	1.575	0	0	28.9	25	3.8
1	0	0	0	0	31	14.29	8	3.687	1	0.461	29.9	26.2	5
0	0	0	0	0	231	4.526	33	0.647	0	0	27.3	22.8	5
0	0	0	0	0	352	5.616	55	0.877	0	0	27.6	23.3	5
1	0	0	0	0	406	6.025	67	0.994	1	0.015	27.8	23.4	5
0	0	0	0	0	103	7.675	15	1.118	0	0	28.3	23.9	4.8
0	0	0	0	0	95	9.25	18	1.753	0	0	28.6	23.1	6.6
2	1	0	0	0	575	8.021	102	1.423	3	0.042	28.4	23.8	5.1

ATC REPORT

Report Id - 1095

Site Name - 03611052-1

Description - A219 HIGH ST [30MPH] WEST OF MAYYAT RD

Direction - West

25 May 2018

Time	Hourly Totals	15 Minute Bin Drops				Cycles	Motor Cycles	Car Van	Car Van Towing	Number Vehicle Classes AR				
		00-15	15-30	30-45	45-00					2 Axle Van Lorry	3 Axle Rigid	4 Axle Rigid	3 Axle Artic	
0000	105	36	26	21	22	0	1	94	0	10	0	0	0	
0100	63	10	25	15	13	0	1	54	0	8	0	0	0	
0200	48	18	10	6	14	0	2	36	0	10	0	0	0	
0300	39	9	7	14	9	0	0	29	0	10	0	0	0	
0400	57	8	15	17	17	1	1	42	0	12	1	0	0	
0500	154	29	31	37	57	5	2	111	0	33	1	0	2	
0600	427	72	100	123	132	8	16	335	1	65	1	1	0	
0700	637	148	181	171	137	24	14	540	3	47	4	1	0	
0800	657	207	186	150	114	9	14	574	3	46	9	2	0	
0900	522	143	128	130	121	7	7	450	3	50	4	1	0	
1000	497	107	123	137	130	9	12	416	3	52	3	2	0	
1100	484	128	106	134	116	3	9	396	3	66	3	2	0	
1200	567	149	134	140	144	6	6	476	2	61	7	4	2	
1300	534	122	126	160	126	7	11	447	4	56	4	3	0	
1400	531	135	107	158	131	6	9	455	3	54	3	0	0	
1500	644	150	149	171	174	12	10	564	4	48	5	0	0	
1600	625	171	151	157	146	10	12	547	6	41	3	1	2	
1700	578	155	145	152	126	17	16	523	3	17	0	2	0	
1800	520	117	134	129	140	15	18	460	1	22	2	0	1	
1900	441	96	126	118	101	11	20	383	4	19	4	0	0	
2000	357	105	101	76	75	2	9	326	2	16	0	1	0	
2100	286	67	64	78	77	4	15	248	2	16	1	0	0	
2200	248	69	74	56	49	2	6	230	1	9	0	0	0	
2300	199	49	55	63	32	1	7	180	0	10	1	0	0	
07-19	6796	1732	1670	1789	1605	125	138	5848	38	560	47	18	5	
06-22	8307	2072	2061	2184	1990	150	198	7140	47	676	53	20	5	
06-00	8754	2190	2190	2303	2071	153	211	7550	48	695	54	20	5	
16-19	1723	443	430	438	412	42	46	1530	10	80	5	3	3	
06-09	1721	427	467	444	383	41	44	1449	7	158	14	4	0	
00-00	9220	2300	2304	2413	2203	159	218	7916	48	778	56	20	7	

25 May 2018

Time	Hourly Totals	15 Minute Bin Drops				Vehicle Speed							
		00-15	15-30	30-45	45-00	MPH 0	MPH 10	MPH 15	MPH 20	MPH 25	MPH 30	MPH 35	MPH 40
						<10mph	<15mph	<20mph	<25mph	<30mph	<35mph	<40mph	<45mph
0000	105	36	26	21	22	0	0	2	15	55	29	1	2
0100	63	10	25	15	13	0	0	1	5	26	26	4	0
0200	48	18	10	6	14	0	0	0	9	16	16	4	3
0300	39	9	7	14	9	1	1	2	6	14	12	2	1
0400	57	8	15	17	17	0	1	1	5	26	16	6	2
0500	154	29	31	37	57	1	4	2	7	65	57	16	2
0600	427	72	100	123	132	1	3	8	62	210	118	19	5
0700	637	148	181	171	137	2	25	87	223	252	38	8	2
0800	657	207	186	150	114	4	20	125	301	177	29	1	0

0900	522	143	128	130	121	2	7	77	238	162	27	7	1
1000	497	107	123	137	130	2	6	74	209	176	21	6	3
1100	484	128	106	134	116	1	10	72	226	154	18	3	0
1200	567	149	134	140	144	1	14	124	264	143	17	2	2
1300	534	122	126	160	126	6	7	88	248	166	17	1	1
1400	531	135	107	158	131	2	9	86	241	159	27	6	1
1500	644	150	149	171	174	2	18	126	312	159	22	2	2
1600	625	171	151	157	146	7	26	126	294	151	19	0	1
1700	578	155	145	152	126	0	14	85	237	186	49	6	1
1800	520	117	134	129	140	1	6	60	205	193	39	11	3
1900	441	96	126	118	101	3	8	67	146	169	39	5	3
2000	357	105	101	76	75	0	5	44	144	142	17	4	0
2100	286	67	64	78	77	0	6	29	82	130	30	5	1
2200	248	69	74	56	49	0	6	18	65	121	32	5	0
2300	199	49	55	63	32	0	3	13	39	94	40	6	3
07-19	6796	1732	1670	1789	1605	30	162	1130	2998	2078	323	53	17
06-22	8307	2072	2061	2184	1990	34	184	1278	3432	2729	527	86	26
06-00	8754	2190	2190	2303	2071	34	193	1309	3536	2944	599	97	29
16-19	1723	443	430	438	412	8	46	271	736	530	107	17	5
06-09	1721	427	467	444	383	7	48	220	586	639	185	28	7
00-00	9220	2300	2304	2413	2203	36	199	1317	3583	3146	755	130	39

X Scheme				
4 Axle Artic	5 Axle Artic	6 Axle Artic	B Double	Double Road Train
0	0	0	0	0
0	0	0	0	0
0	0	0	0	0
0	0	0	0	0
0	0	0	0	0
0	0	0	0	0
0	0	0	0	0
0	0	0	0	0
1	2	1	0	0
0	0	0	0	0
0	0	0	0	0
0	0	0	0	0
0	2	0	0	0
2	1	0	0	0
1	0	1	0	0
0	0	1	0	0
0	0	1	0	0
1	0	2	0	0
0	0	0	0	0
0	0	1	0	0
0	0	0	0	0
1	0	0	0	0
0	0	0	0	0
0	0	0	0	0
0	0	0	0	0
5	5	7	0	0
6	5	7	0	0
6	5	7	0	0
1	0	3	0	0
1	2	1	0	0
6	5	7	0	0

MPH 45 <50mph	MPH 50 <55mph	MPH 55 <60mph	MPH 60 <65mph	MPH 65 <140mph	>PSL 30	>PSL% 30	>SL1 35 ACPO	>SL1% 35 ACPO	>SL2 45 DFT	>SL2% 45 DFT	P-Tile 85%	Average Speed	Standard deviation
1	0	0	0	0	33	31.43	4	3.81	1	0.952	31.8	28.4	4.6
0	0	1	0	0	31	49.21	5	7.937	1	1.587	33.7	30.2	5.4
0	0	0	0	0	23	47.92	7	14.58	0	0	35.3	29.9	5.6
0	0	0	0	0	15	38.46	3	7.692	0	0	34.5	28.2	6.7
0	0	0	0	0	24	42.11	8	14.04	0	0	34.8	29.4	5.2
0	0	0	0	0	75	48.7	18	11.69	0	0	34.4	29.8	5.1
0	1	0	0	0	143	33.49	25	5.855	1	0.234	32.4	28.6	4.4
0	0	0	0	0	48	7.535	10	1.57	0	0	28.3	24.1	4.8
0	0	0	0	0	30	4.566	1	0.152	0	0	26.8	23	4.3

0	0	0	0	1	36	6.897	9	1.724	1	0.192	27.9	23.9	4.7
0	0	0	0	0	30	6.036	9	1.811	0	0	27.7	24.1	4.3
0	0	0	0	0	21	4.339	3	0.62	0	0	27.2	23.6	3.9
0	0	0	0	0	21	3.704	4	0.705	0	0	27	22.9	4.3
0	0	0	0	0	19	3.558	2	0.375	0	0	27.2	23.3	4.2
0	0	0	0	0	34	6.403	7	1.318	0	0	28	23.8	4.4
0	1	0	0	0	27	4.193	5	0.776	1	0.155	26.7	22.9	4.3
1	0	0	0	0	21	3.36	2	0.32	1	0.16	26.7	22.4	4.6
0	0	0	0	0	56	9.689	7	1.211	0	0	28.5	24.1	4.5
0	1	1	0	0	55	10.58	16	3.077	2	0.385	29	24.9	5
1	0	0	0	0	48	10.88	9	2.041	1	0.227	29.4	24.7	5
0	1	0	0	0	22	6.162	5	1.401	1	0.28	28.6	24.6	4.5
1	1	1	0	0	39	13.64	9	3.147	3	1.049	30	25.7	5.3
0	1	0	0	0	38	15.32	6	2.419	1	0.403	30.1	26	4.8
0	0	0	1	0	50	25.13	10	5.025	1	0.503	31	27.5	5.3
1	2	1	0	1	398	5.856	75	1.104	5	0.074	27.6	23.5	4.5
3	5	2	0	1	650	7.825	123	1.481	11	0.132	28.2	24	4.7
3	6	2	1	1	738	8.43	139	1.588	13	0.149	28.5	24.1	4.8
1	1	1	0	0	132	7.661	25	1.451	3	0.174	28.1	23.8	4.8
0	1	0	0	0	221	12.84	36	2.092	1	0.058	29.6	24.8	5
4	6	3	1	1	939	10.18	184	1.996	15	0.163	28.9	24.4	4.9

ATC REPORT

Report Id - 1095

Site Name - 03611052-1

Description - A219 HIGH ST [30MPH] WEST OF MAYYAT RD

Direction - East

26 May 2018

Time	Hourly Totals	15 Minute Bin Drops				Cycles	Motor Cycles	Car Van	Car Van Towing	Number Vehicle Classes AR				
		00-15	15-30	30-45	45-00					2 Axle Van Lorry	3 Axle Rigid	4 Axle Rigid	3 Axle Artic	
0000	187	45	47	51	44	0	7	167	0	12	1	0	0	
0100	125	33	31	27	34	0	2	114	1	6	1	1	0	
0200	87	20	27	16	24	0	2	68	0	17	0	0	0	
0300	70	23	10	21	16	0	0	62	0	7	1	0	0	
0400	52	13	13	13	13	0	0	46	0	6	0	0	0	
0500	54	13	14	11	16	0	2	39	0	13	0	0	0	
0600	106	18	26	27	35	1	2	86	0	17	0	0	0	
0700	207	46	40	56	65	0	4	168	0	35	0	0	0	
0800	264	55	63	69	77	0	0	229	0	33	0	1	0	
0900	352	83	79	80	110	0	4	312	4	30	0	2	0	
1000	364	95	79	98	92	1	5	326	5	25	1	0	0	
1100	365	93	97	81	94	0	4	328	2	29	0	1	0	
1200	362	88	86	84	104	2	8	327	1	23	0	1	0	
1300	380	84	102	102	92	5	10	331	3	27	0	0	1	
1400	327	92	75	76	84	1	4	300	1	20	1	0	0	
1500	391	83	98	105	105	7	8	340	5	30	1	0	0	
1600	365	104	98	84	79	3	5	324	3	27	0	3	0	
1700	394	120	109	83	82	4	8	356	6	17	2	0	0	
1800	379	94	103	86	96	5	15	332	4	21	1	1	0	
1900	343	98	81	81	83	4	15	302	2	18	0	2	0	
2000	279	72	62	72	73	4	5	249	4	15	0	1	0	
2100	205	50	49	53	53	1	8	178	0	18	0	0	0	
2200	238	52	68	53	65	0	4	223	0	10	0	0	0	
2300	220	54	59	68	39	0	2	208	0	10	0	0	0	
07-19	4150	1037	1029	1004	1080	28	75	3673	34	317	6	9	1	
06-22	5083	1275	1247	1237	1324	38	105	4488	40	385	6	12	1	
06-00	5541	1381	1374	1358	1428	38	111	4919	40	405	6	12	1	
16-19	1138	318	310	253	257	12	28	1012	13	65	3	4	0	
06-09	577	119	129	152	177	1	6	483	0	85	0	1	0	
00-00	6116	1528	1516	1497	1575	38	124	5415	41	466	9	13	1	

20 May 2018

Time	Hourly Totals	15 Minute Bin Drops				Vehicle Speed							
		00-15	15-30	30-45	45-00	MPH 0	MPH 10	MPH 15	MPH 20	MPH 25	MPH 30	MPH 35	MPH 40
						<10mph	<15mph	<20mph	<25mph	<30mph	<35mph	<40mph	<45mph
0000	187	45	47	51	44	0	2	2	35	94	46	4	3
0100	125	33	31	27	34	1	0	4	22	59	32	5	0
0200	87	20	27	16	24	0	1	2	7	44	28	5	0
0300	70	23	10	21	16	0	0	1	6	28	27	5	1
0400	52	13	13	13	13	0	0	2	7	29	8	6	0
0500	54	13	14	11	16	0	0	1	4	24	16	8	1
0600	106	18	26	27	35	0	0	4	5	51	31	12	3
0700	207	46	40	56	65	1	0	2	37	129	37	1	0
0800	264	55	63	69	77	0	1	11	57	163	29	3	0

0900	352	83	79	80	110	10	10	35	153	123	17	4	0
1000	364	95	79	98	92	5	9	65	191	76	18	0	0
1100	365	93	97	81	94	7	23	60	133	122	16	2	1
1200	362	88	86	84	104	13	20	70	142	102	12	2	1
1300	380	84	102	102	92	3	13	48	161	136	16	3	0
1400	327	92	75	76	84	1	9	34	125	137	20	0	1
1500	391	83	98	105	105	1	14	60	154	141	19	2	0
1600	365	104	98	84	79	5	19	52	138	125	24	1	1
1700	394	120	109	83	82	1	11	77	172	113	18	1	0
1800	379	94	103	86	96	4	4	37	151	153	26	3	0
1900	343	98	81	81	83	1	1	20	110	155	45	7	2
2000	279	72	62	72	73	1	3	16	97	131	27	2	2
2100	205	50	49	53	53	0	4	7	73	89	29	3	0
2200	238	52	68	53	65	0	1	15	86	118	17	1	0
2300	220	54	59	68	39	0	2	32	106	72	8	0	0
07-19	4150	1037	1029	1004	1080	51	133	551	1614	1520	252	22	4
06-22	5083	1275	1247	1237	1324	53	141	598	1899	1946	384	46	11
06-00	5541	1381	1374	1358	1428	53	144	645	2091	2136	409	47	11
16-19	1138	318	310	253	257	10	34	166	461	391	68	5	1
06-09	577	119	129	152	177	1	1	17	99	343	97	16	3
00-00	6116	1528	1516	1497	1575	54	147	657	2172	2414	566	80	16

X Scheme				
4 Axle Artic	5 Axle Artic	6 Axle Artic	B Double	Double Road Train
0	0	0	0	0
0	0	0	0	0
0	0	0	0	0
0	0	0	0	0
0	0	0	0	0
0	0	0	0	0
0	0	0	0	0
0	0	0	0	0
0	0	0	0	0
1	0	0	0	0
0	0	0	0	0
1	0	0	0	0
0	0	1	0	0
0	0	0	0	0
1	0	2	0	0
0	0	0	0	0
0	0	0	0	0
0	0	0	0	0
1	0	0	0	0
0	0	0	0	0
0	0	0	0	0
1	0	0	0	0
0	0	0	0	0
1	0	0	0	0
0	0	0	0	0
4	0	3	0	0
5	0	3	0	0
6	0	3	0	0
1	0	0	0	0
1	0	0	0	0
6	0	3	0	0

MPH 45 <50mph	MPH 50 <55mph	MPH 55 <60mph	MPH 60 <65mph	MPH 65 <140mph	>PSL 30	>PSL% 30	>SL1 35 ACPO	>SL1% 35 ACPO	>SL2 45 DFT	>SL2% 45 DFT	P-Tile 85%	Average Speed	Standard deviation
0	1	0	0	0	54	28.88	8	4.278	1	0.535	32	28.2	4.6
1	1	0	0	0	39	31.2	7	5.6	2	1.6	32.4	28.3	5.2
0	0	0	0	0	33	37.93	5	5.747	0	0	33.2	28.7	4.4
2	0	0	0	0	35	50	8	11.43	2	2.857	34.2	30.3	5.1
0	0	0	0	0	14	26.92	6	11.54	0	0	33.7	28.7	4.3
0	0	0	0	0	25	46.3	9	16.67	0	0	35.1	30.3	4.4
0	0	0	0	0	46	43.4	15	14.15	0	0	35	29.8	4.6
0	0	0	0	0	38	18.36	1	0.483	0	0	30.5	27.2	3.5
0	0	0	0	0	32	12.12	3	1.136	0	0	29.7	26.5	3.4

0	0	0	0	0	21	5.966	4	1.136	0	0	27.7	23.6	5.1
0	0	0	0	0	18	4.945	0	0	0	0	26.8	22.8	4.4
0	0	1	0	0	20	5.479	4	1.096	1	0.274	27.7	23.1	5.6
0	0	0	0	0	15	4.144	3	0.829	0	0	26.9	22.3	5.2
0	0	0	0	0	19	5	3	0.789	0	0	27.6	23.7	4.4
0	0	0	0	0	21	6.422	1	0.306	0	0	28.3	24.4	4.2
0	0	0	0	0	21	5.371	2	0.512	0	0	27.7	23.7	4.3
0	0	0	0	0	26	7.123	2	0.548	0	0	27.9	23.6	5
0	1	0	0	0	20	5.076	2	0.508	1	0.254	27.5	23.2	4.7
0	1	0	0	0	30	7.916	4	1.055	1	0.264	28.2	24.6	4.5
1	1	0	0	0	56	16.33	11	3.207	2	0.583	30.4	26.2	4.7
0	0	0	0	0	31	11.11	4	1.434	0	0	29.1	25.6	4
0	0	0	0	0	32	15.61	3	1.463	0	0	30	25.9	4.1
0	0	0	0	0	18	7.563	1	0.42	0	0	29.2	25.5	3.6
0	0	0	0	0	8	3.636	0	0	0	0	27.4	23.6	3.7
0	2	1	0	0	281	6.771	29	0.699	3	0.072	28.1	23.9	4.8
1	3	1	0	0	446	8.774	62	1.22	5	0.098	28.6	24.3	4.8
1	3	1	0	0	472	8.518	63	1.137	5	0.09	28.5	24.4	4.8
0	2	0	0	0	76	6.678	8	0.703	2	0.176	27.8	23.8	4.8
0	0	0	0	0	116	20.1	19	3.293	0	0	30.8	27.4	3.9
4	5	1	0	0	672	10.99	106	1.733	10	0.164	29.1	24.8	4.9

ATC REPORT

Report Id - 1095

Site Name - 03611052-1

Description - A219 HIGH ST [30MPH] WEST OF MAYYAT RD

Direction - West

26 May 2018

Time	Hourly Totals	15 Minute Bin Drops				Cycles	Motor Cycles	Car Van	Car Van Towing	Number Vehicle Classes AR				
		00-15	15-30	30-45	45-00					2 Axle Van Lorry	3 Axle Rigid	4 Axle Rigid	3 Axle Artic	
0000	141	37	36	32	36	1	4	121	0	14	1	0	0	
0100	106	30	22	30	24	0	0	100	0	5	1	0	0	
0200	63	16	18	17	12	1	0	53	0	9	0	0	0	
0300	60	15	16	20	9	0	0	48	0	11	1	0	0	
0400	60	8	16	21	15	0	0	52	0	8	0	0	0	
0500	126	27	29	33	37	1	0	107	0	16	1	0	0	
0600	184	40	30	56	58	10	3	146	0	24	0	0	1	
0700	319	58	85	84	92	16	6	260	1	34	2	0	0	
0800	436	79	113	129	115	21	5	370	1	35	1	3	0	
0900	428	97	104	116	111	13	6	381	1	25	2	0	0	
1000	516	139	133	126	118	14	12	458	2	27	2	0	0	
1100	486	118	114	135	119	11	4	432	3	33	0	2	0	
1200	540	131	130	142	137	8	10	495	3	18	1	4	1	
1300	492	140	126	117	109	13	13	434	4	23	1	2	1	
1400	462	112	119	113	118	6	8	420	0	21	0	4	0	
1500	456	124	110	111	111	11	3	419	3	19	0	1	0	
1600	437	112	104	101	120	15	5	390	2	20	1	4	0	
1700	436	115	107	99	115	18	8	385	1	21	1	2	0	
1800	398	115	82	96	105	25	12	338	3	19	0	1	0	
1900	358	91	103	92	72	8	15	316	3	15	1	0	0	
2000	259	85	73	57	44	8	11	227	3	9	0	1	0	
2100	215	48	47	59	61	3	10	188	2	12	0	0	0	
2200	250	75	62	60	53	4	4	231	1	8	1	0	0	
2300	211	65	52	45	49	0	4	198	0	8	1	0	0	
07-19	5406	1340	1327	1369	1370	171	92	4782	24	295	11	23	2	
06-22	6422	1604	1580	1633	1605	200	131	5659	32	355	12	24	3	
06-00	6883	1744	1694	1738	1707	204	139	6088	33	371	14	24	3	
16-19	1271	342	293	296	340	58	25	1113	6	60	2	7	0	
06-09	939	177	228	269	265	47	14	776	2	93	3	3	1	
00-00	7439	1877	1831	1891	1840	207	143	6569	33	434	18	24	3	

26 May 2018

Time	Hourly Totals	15 Minute Bin Drops				Vehicle Speed							
		00-15	15-30	30-45	45-00	MPH 0	MPH 10	MPH 15	MPH 20	MPH 25	MPH 30	MPH 35	MPH 40
						<10mph	<15mph	<20mph	<25mph	<30mph	<35mph	<40mph	<45mph
0000	141	37	36	32	36	0	1	2	23	70	30	10	5
0100	106	30	22	30	24	0	0	8	22	45	25	4	0
0200	63	16	18	17	12	0	1	2	7	27	17	6	0
0300	60	15	16	20	9	1	0	3	10	22	14	9	1
0400	60	8	16	21	15	0	1	2	5	24	18	7	2
0500	126	27	29	33	37	0	0	2	10	57	44	9	2
0600	184	40	30	56	58	2	1	10	14	86	52	15	1
0700	319	58	85	84	92	2	5	23	55	148	69	14	2
0800	436	79	113	129	115	0	17	29	91	196	85	14	2

0900	428	97	104	116	111	0	8	43	160	177	37	3	0
1000	516	139	133	126	118	7	24	90	177	183	31	4	0
1100	486	118	114	135	119	2	26	86	206	140	20	5	0
1200	540	131	130	142	137	4	24	101	223	159	24	4	1
1300	492	140	126	117	109	3	17	80	192	156	36	8	0
1400	462	112	119	113	118	0	9	81	196	143	20	11	0
1500	456	124	110	111	111	1	11	75	174	170	21	3	0
1600	437	112	104	101	120	4	16	78	147	162	25	4	0
1700	436	115	107	99	115	5	21	90	135	150	21	10	4
1800	398	115	82	96	105	7	10	70	145	129	31	4	2
1900	358	91	103	92	72	1	8	31	129	137	38	9	4
2000	259	85	73	57	44	2	5	27	93	90	36	3	1
2100	215	48	47	59	61	0	8	25	71	79	26	4	2
2200	250	75	62	60	53	2	4	19	81	113	25	3	0
2300	211	65	52	45	49	0	4	30	91	70	10	5	1
07-19	5406	1340	1327	1369	1370	35	188	846	1901	1913	420	84	11
06-22	6422	1604	1580	1633	1605	40	210	939	2208	2305	572	115	19
06-00	6883	1744	1694	1738	1707	42	218	988	2380	2488	607	123	20
16-19	1271	342	293	296	340	16	47	238	427	441	77	18	6
06-09	939	177	228	269	265	4	23	62	160	430	206	43	5
00-00	7439	1877	1831	1891	1840	43	221	1007	2457	2733	755	168	30










X Scheme				
4 Axle Artic	5 Axle Artic	6 Axle Artic	B Double	Double Road Train
0	0	0	0	0
0	0	0	0	0
0	0	0	0	0
0	0	0	0	0
0	0	0	0	0
1	0	0	0	0
0	0	0	0	0
0	0	0	0	0
0	0	0	0	0
0	0	0	0	0
0	0	1	0	0
1	0	0	0	0
0	0	0	0	0
1	0	0	0	0
2	0	0	0	1
0	0	0	0	0
0	0	0	0	0
0	0	0	0	0
0	0	0	0	0
0	0	0	0	0
0	0	0	0	0
0	0	0	0	0
0	0	0	0	0
1	0	0	0	0
0	0	0	0	0
4	0	1	0	1
4	0	1	0	1
5	0	1	0	1
0	0	0	0	0
0	0	0	0	0
6	0	1	0	1

MPH 45 <50mph	MPH 50 <55mph	MPH 55 <60mph	MPH 60 <65mph	MPH 65 <140mph	>PSL 30	>PSL% 30	>SL1 35 ACPO	>SL1% 35 ACPO	>SL2 45 DFT	>SL2% 45 DFT	P-Tile 85%	Average Speed	Standard deviation
0	0	0	0	0	45	31.91	15	10.64	0	0	33.4	28.7	5
0	2	0	0	0	31	29.25	6	5.66	2	1.887	32.3	27.6	5.9
2	1	0	0	0	26	41.27	9	14.29	3	4.762	35	29.6	6.4
0	0	0	0	0	24	40	10	16.67	0	0	35.4	29.1	6
0	0	0	1	0	28	46.67	10	16.67	1	1.667	35.3	30.4	6.5
1	0	0	1	0	57	45.24	13	10.32	2	1.587	34.5	30.1	5.2
2	0	1	0	0	71	38.59	19	10.33	3	1.63	33.9	29	5.9
1	0	0	0	0	86	26.96	17	5.329	1	0.313	31.7	27.2	5.3
1	1	0	0	0	103	23.62	18	4.128	2	0.459	31.1	26.5	5.4

0	0	0	0	0	40	9.346	3	0.701	0	0	29	24.9	4.2
0	0	0	0	0	35	6.783	4	0.775	0	0	28.2	23.5	5.1
1	0	0	0	0	26	5.35	6	1.235	1	0.206	27.6	23	4.8
0	0	0	0	0	29	5.37	5	0.926	0	0	27.6	23.1	4.8
0	0	0	0	0	44	8.943	8	1.626	0	0	28.3	23.8	4.8
2	0	0	0	0	33	7.143	13	2.814	2	0.433	28.2	23.9	4.8
1	0	0	0	0	25	5.482	4	0.877	1	0.219	27.9	23.8	4.5
1	0	0	0	0	30	6.865	5	1.144	1	0.229	28.7	23.8	5.1
0	0	0	0	0	35	8.028	14	3.211	0	0	28.4	23.5	5.6
0	0	0	0	0	37	9.296	6	1.508	0	0	28.2	23.7	5.2
0	1	0	0	0	52	14.53	14	3.911	1	0.279	29.8	25.5	5.1
0	1	0	1	0	42	16.22	6	2.317	2	0.772	30.2	25.5	5.7
0	0	0	0	0	32	14.88	6	2.791	0	0	30.1	25.3	5.2
2	1	0	0	0	31	12.4	6	2.4	3	1.2	29.8	25.7	5.4
0	0	0	0	0	16	7.583	6	2.844	0	0	28.2	24.1	4.7
7	1	0	0	0	523	9.674	103	1.905	8	0.148	28.8	24.1	5.1
9	3	1	1	0	720	11.21	148	2.305	14	0.218	29.2	24.4	5.2
11	4	1	1	0	767	11.14	160	2.325	17	0.247	29.2	24.5	5.2
1	0	0	0	0	102	8.025	25	1.967	1	0.079	28.5	23.7	5.3
4	1	1	0	0	260	27.69	54	5.751	6	0.639	31.8	27.3	5.6
14	7	1	3	0	978	13.15	223	2.998	25	0.336	29.6	24.8	5.4

ARX Classification Scheme

ARX is a modification of AustRoads94. It removes class 12, moves all other classes up by one, and inserts a cycle class as class 1.

Level 1	Level 2		Level 3	ARX Classification			
Length	Axles and Groups		Vehicle Type				
Type	Axles	Groups	Description	Class	Parameters	Dominant Vehicle	
Short up to 5.5m	Light Vehicles						
	2	1 or 2	Very Short Bicycle or Motorcycle	MC	1	$d(1) < 1.7m$ and axles = 2	
	2	1 or 2	Short Sedan, Wagon, 4WD, Utility, Light Van, Bicycle, Motorcycle, etc.	SV	2	$d(1) \geq 1.7m, d(1) \leq 3.2m$ and axles = 2	
Medium 5.5m to 14.5m	3, 4 or 5	3	Short - Towing Trailer, Caravan, Boat, etc.	SVT	3	groups = 3, $d(1) \geq 2.1m, d(1) \leq 3.2m,$ $d(2) \geq 2.1m$ and axles = 3,4,5	
	Heavy Vehicles						
	2	2	Two Axle Truck or Bus	TB2	4	$d(1) > 3.2m$ and axles = 2	
	3	2	Three Axle Truck or Bus	TB3	5	axles = 3 and groups = 2	
	> 3	2	Four Axle Truck	T4	6	axles > 3 and groups = 2	
Long 11.5m to 19.0m	3	3	Three Axle Articulated Three axle articulated vehicle or Rigid vehicle and trailer	ART3	7	$d(1) > 3.2m,$ axles = 3 and groups = 3	
	4	> 2	Four Axle Articulated Four axle articulated vehicle or Rigid vehicle and trailer	ART4	8	$d(2) < 2.1m$ or $d(1) < 2.1m$ or $d(1) > 3.2m$ axles = 4 and groups > 2	
	5	> 2	Five Axle Articulated Five axle articulated vehicle or Rigid vehicle and trailer	ART5	9	$d(2) < 2.1m$ or $d(1) < 2.1m$ or $d(1) > 3.2m$ axles = 5 and groups > 2	
	≥ 6	> 2	Six Axle Articulated Six (or more) axle articulated vehicle or Rigid vehicle and trailer	ART6	10	axles = 6 and groups > 2 or axles > 6 and groups = 3	
Medium and Long Combination Over 17.5m	> 6	4	B Double B Double or Heavy truck and trailer	BD	11	groups = 4 and axles > 6	
	> 6	≥ 5	Double or Triple Road Train Double road train or Heavy truck and two trailers	DRT	12	groups = 5 or 6 and axles > 6	
Ungrouped Classes							
			Unclassifiable Vehicle		13		
			Unclassifiable Axle Event		0		

- Group:** Axle group, where adjacent axles are less than 2.1m apart
- Groups:** Number of axle groups
- Axles:** Number of axles (maximum axle spacing of 10.0m)
- d(1):** Distance between first and second axle
- d(2):** Distance between second and third axle