

HOW TO BOOK YOUR ACTIVITY SESSION

Install our 'Better' App on your mobile phone or tablet through the below links;

Google Play store: (Android)

<https://play.google.com/store/apps/details?id=com.outsySTEMSenterprise.gll.BetterLeisureCentres&gl=GB>

Apple store: <https://apps.apple.com/gb/app/better-leisure-centres/id1486570989>

You can also access make a booking through our website www.better.org.uk and go to 'book activity'

Alternatively you can visit your local Better centre and ask a member of staff for assistance. Check centre opening times as they may have changed.

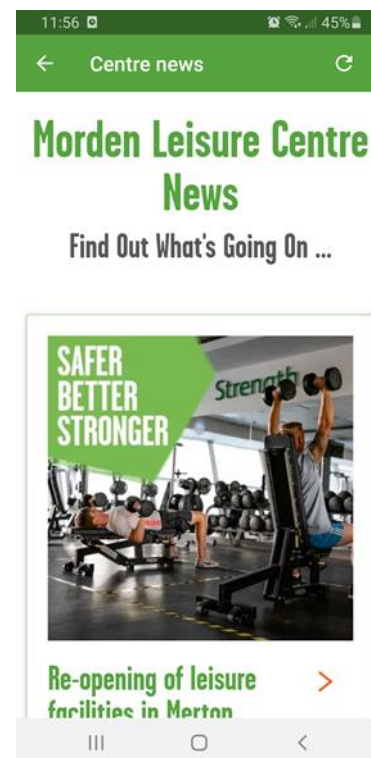

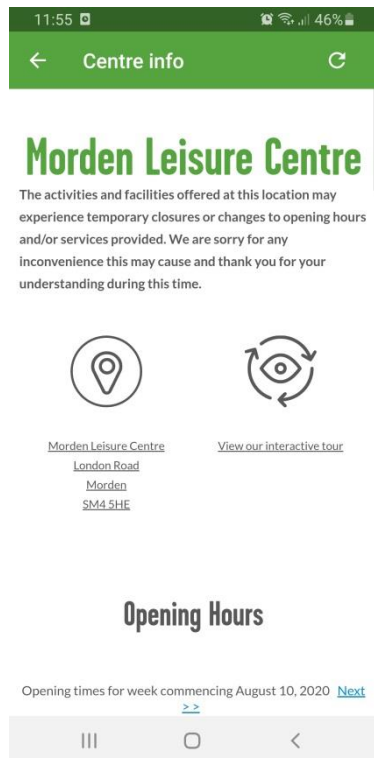


BETTER
the feel good place



Once you have installed the app on your phone or tablet open the 'Better' app icon to take you to your home screen.

Have a play with the app to get used to the different sections and what information they give you.



If it's your first time booking an activity through our app or through our website you will need to log in with an email address and a password.

If you need assistance for the first time, visit your local centre and a member of staff can help you set this up and show you what to do.

Example - How to book a gym session:

Go to the home screen and click 'Book Gym'

Select the time you would like to attend if the session is not full.

Select 'book now' if the page shows the correct session.

