

MERTON WARD HEALTH PROFILES:

WIMBLEDON PARK

ABOUT WIMBLEDON PARK



POPULATION

Residents in 2020



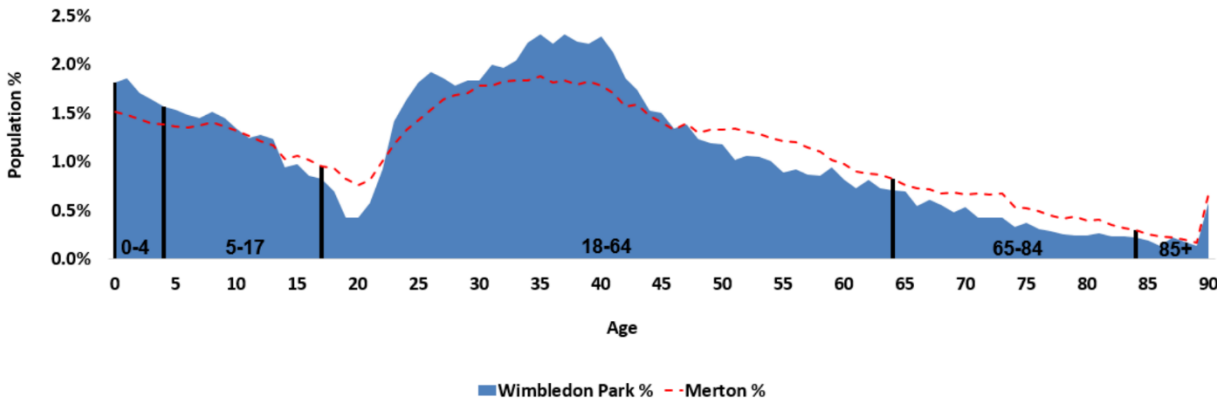
12,360

1 IN 5 residents are of **BAME** background

20% of Village's residents were of BAME background, which is lower than Merton (35%), London (40%), and higher than England (15%)



Population Wimbledon Park (all persons) by single age band, 2020



Compared to Merton, Wimbledon Park has a higher proportion of working aged people (23-45 years) and a lower proportion of people aged over 46 years.

ASSETS



25% of households have access to local parks*




Public Transport (PTAL score of 2**)

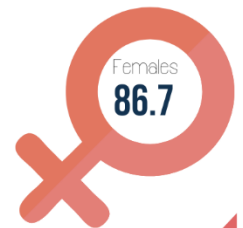
*Access to local parks is based on travelling distance which is defined as 400 meters between household and park

**The Public Transport Accessibility Level (PTAL) is a measurement created by Transport for London which gives a measure of accessibility to the public transport network. Each area is scored between 0 and 6b, where 0 indicates a very poor access to public transport and 6b indicates excellent access.

LIFE EXPECTANCY AT BIRTH



The male life expectancy at birth is 82.4 years, which is higher than the Merton average of 80.7 years.



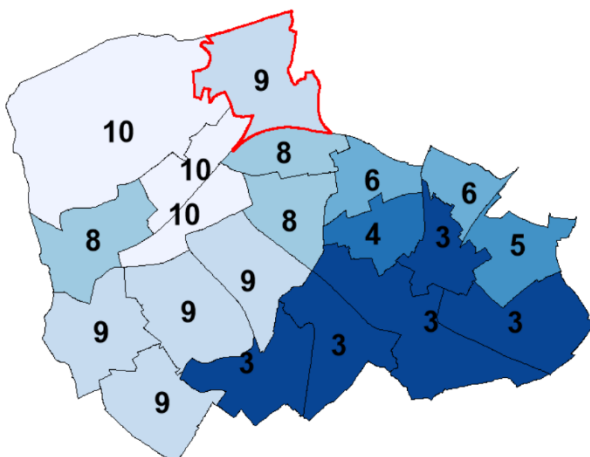
The female life expectancy at birth is 86.7 years, which is higher than the Merton average of 84.2 years.

DEPRIVATION




Index of Multiple Deprivation 2019


Wimbledon Park is in decile 9, which means the ward contains some of the least deprived areas in Merton.



HEALTHY LIFE EXPECTANCY AT BIRTH



The male healthy life expectancy at birth is 69.3 years, which is higher than the Merton average of 65.4 years.



The female healthy life expectancy at birth is 68.9 years, which is higher than the Merton average of 66.3 years.



CRIME RATE



56 offences per 1,000 population

Highest number of offences

1. Vehicle Offences

2. Theft

lower than Merton (68 per 1,000 population).

Children and Older People Deprivation



9%

children (0-15) live in income deprived households. Lower than Merton (17%).

Overcrowding



17% of households are overcrowded (lower than 16% in Merton).

12%

older people (60+) live in pension credit households. Lower than Merton (16%).



CHILDREN & YOUNG PEOPLE

School Readiness



72%

(proportion of children achieving a good level of development at age 5)

This is higher than Merton (60%), London (62%) and England (60%) (2013/14).

Obesity at Year 6



11.4%

obese in Year 6

This is lower compared to Merton (21%), and England (20%).

Children and Young People Admissions for Injury



Wimbledon Park has a rate of

106.5 PER 10,000

Children and young people (0-14 years) admitted to hospital because of unintentional and deliberate injuries. This is higher than Merton (97) and London (86) but lower than England (110), (2011/12 - 2015/16).

GCSE Achievement



73%

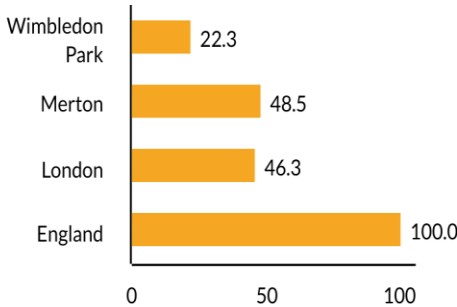
achieved 5 GCSEs*

This is higher than Merton (68%), London (62%) and England (57%).

(*grades A to C, including English and Maths)

ADULTS

Self-harm



Wimbledon Park has a SAR* of 22.3 for hospital admissions for intentional self-harm. This is lower than Merton (48.5), London (46.3) and England (100).

(*Standardised Admission Ratio)

Smoking

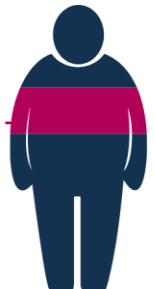
Given the socio-demographic make-up of the ward, it is expected that

19%



of residents in the ward have smoked in the past year. This is comparable to Merton (19%).

Obesity



13%

obese adults

This is lower than Merton (19%), London (21%) and England (24%).

(*estimated proportion of over 16s with a BMI of more than 30)

Back Pain

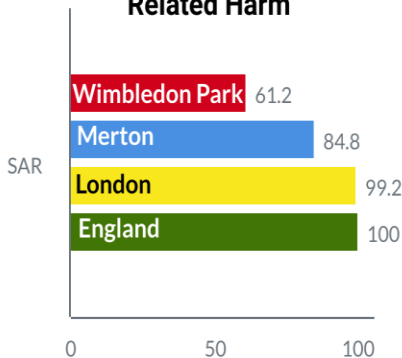


13.7%

of residents are estimated to have back pain. This is lower than Merton (14.6%), London (14.5%) and England (16.9%)

POOR HEALTH & PREMATURE DEATHS

Hospital Stay for Alcohol-Related Harm



The ward has a SAR* of 61.2 for hospital admissions for alcohol attributable conditions. This is lower than Merton (84.8), London (99.2) and England (100).

(*Standardised Admission Ratio)

Main Causes of Premature Deaths*



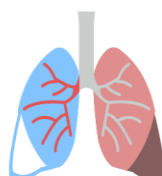
1 IN 2

due to cancer



1 IN 4

due to circulatory disease (incl. heart diseases)



1 IN 3

due to respiratory diseases

(*deaths in people aged 75 and under)

MORE INFORMATION



Merton the place for a good life

Produced in 2020



public.health@merton.gov.uk
www.merton.gov.uk/health-social-care/publichealth/jsna.htm