

# MERTON WARD HEALTH PROFILES:



## ABOUT TRINITY

**107**  
hectares  
(2nd smallest in Merton)

**2**  
GP Practices

**4**  
Pharmacies

**0**  
Children's Centre

**4**  
Schools

## POPULATION

Residents in 2020



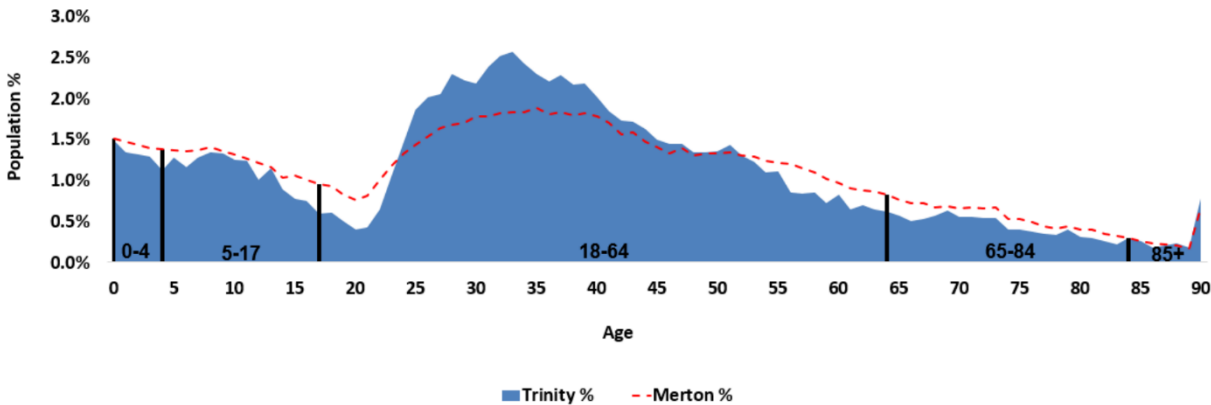
**10,300**

**1 IN 5** residents are of **BAME** background

22% of Trinity's residents were of BAME background, which is lower than Merton (35%), London (40%), and higher than England (15%)



Population Trinity (all persons) by single age band, 2020



Compared to Merton, Trinity has a lower proportion of children and younger people aged 0-24 years, and a higher proportion of working aged people (25-49 years).

## ASSETS



83% of households have access to local parks\*



Good Public Transport (PTAL score of 4\*\*)



Wimbledon Leisure Centre and Spa




Active Fitness


\*Access to local parks is based on travelling distance which is defined as 400 meters between household and park

\*\*The Public Transport Accessibility Level (PTAL) is a measurement created by Transport for London which gives a measure of accessibility to the public transport network. Each area is scored between 0 and 6b, where 0 indicates a very poor access to public transport and 6b indicates excellent access.

## LIFE EXPECTANCY AT BIRTH

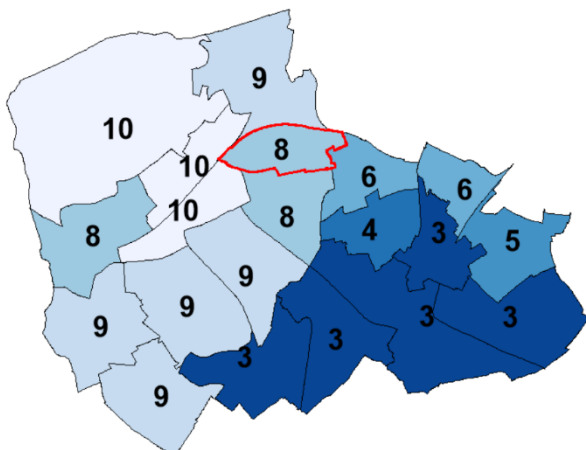


The male life expectancy at birth is 80.3 years, which is similar to the Merton average of 80.7 years.



The female life expectancy at birth is 84 years, which is similar to the Merton average of 84.2 years.


## DEPRIVATION




### Index of Multiple Deprivation 2019

Trinity is in decile 8, which means the ward contains some of the least deprived areas in Merton.

## HEALTHY LIFE EXPECTANCY AT BIRTH



The male healthy life expectancy at birth is 64.5 years, which is lower than the Merton average of 65.4 years.



The female healthy life expectancy at birth is 67.7 years, which is higher than the Merton average of 66.3 years.



## CRIME RATE



**100** offences per 1,000 population

considerably higher than Merton (68 per 1,000 population).

Highest number of offences

### 1. Theft

### 2. Violence against the person

### Children and Older People Deprivation



**12%**

children (0-15) live in income deprived households. Lower than Merton (17%).

### Overcrowding



16% of households are overcrowded (comparable to 16% in Merton).

**16%**

older people (60+) live in pension credit households. Comparable to Merton (16%).



# CHILDREN & YOUNG PEOPLE

## School Readiness



**70%**

(proportion of children achieving a good level of development at age 5)

This is higher than Merton (60%), London (62%) and England (60%) (2013/14).

## Obesity at Year 6



**14.4%**

obese in Year 6

This is lower compared to Merton (21%), and England (20%).

## Children and Young People Admissions for Injury



Trinity has a rate of

**97.5 PER 10,000**

Children and young people (0-14 years) admitted to hospital because of unintentional and deliberate injuries. This is higher than Merton (97) and England (110), but lower than London (86), (2011/12 - 2015/16).

## GCSE Achievement



**60%**

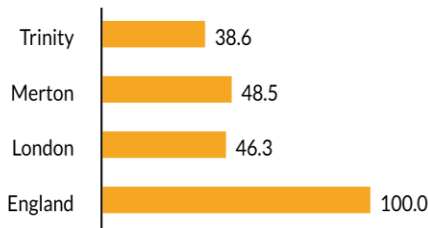
achieved 5 GCSEs\*

This is lower than Merton (68%) and London (62%) but higher than England (57%).

(\*grades A to C, including English and Maths)

# ADULTS

## Self-harm



Trinity has a SAR\* of 38.6 for hospital admissions for intentional self-harm. This is lower than Merton (48.5), London (46.3) and England (100).

(\*Standardised Admission Ratio)

## Smoking


Given the socio-demographic make-up of the ward, it is expected that

**18%**



of residents in the ward have smoked in the past year. This is lower than Merton (19%).

## Obesity



**14%**

obese adults

This is lower than Merton (19%), London (21%) and England (24%).

(\*estimated proportion of over 16s with a BMI of more than 30)

## Back Pain

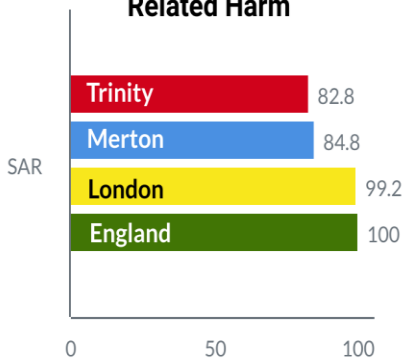


**13.6%**

of residents are estimated to have back pain. This is lower than Merton (14.6%), London (14.5%) and England (16.9%).

# POOR HEALTH & PREMATURE DEATHS

## Hospital Stay for Alcohol-Related Harm



The ward has a SAR\* of 82.8 for hospital admissions for alcohol attributable conditions. This is lower than Merton (84.8), but higher than London (99.2) and England (100). (\*Standardised Admission Ratio)

## Main Causes of Premature Deaths\*



**1 IN 2**

due to cancer



**1 IN 3**

due to circulatory disease (incl. heart diseases)



**1 IN 4**

due to respiratory diseases

(\*deaths in people aged 75 and under)

## MORE INFORMATION



Merton the place for a good life



Produced in 2020



public.health@merton.gov.uk  
www.merton.gov.uk/health-social-care/publichealth/jsna.htm