

MERTON WARD HEALTH PROFILES:

POLLARDS HILL

ABOUT POLLARDS HILL



POPULATION

Residents in 2020



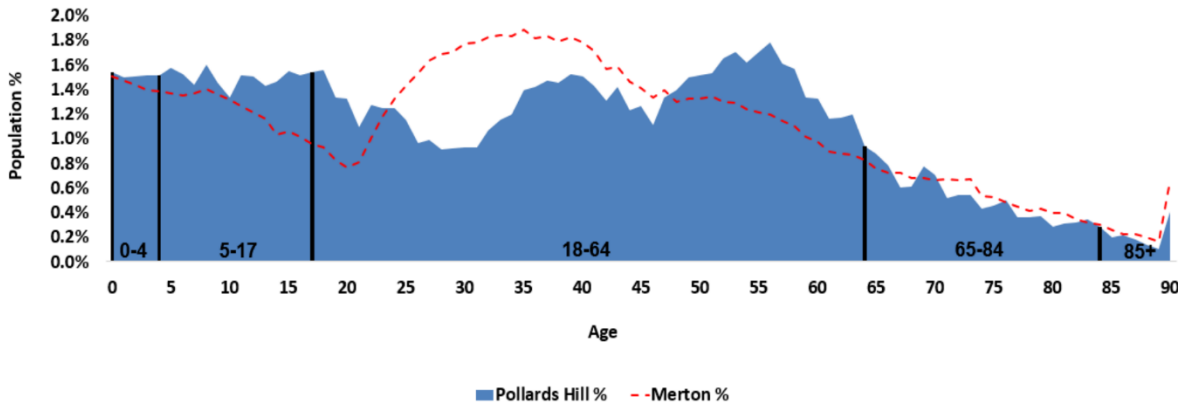
10,780

3 IN 5 residents are of **BAME** background

56% of Pollards Hill's residents were of BAME background, which is higher than Merton (35%), London (40%), and England (15%)



Population Pollards Hill (all persons) by single age band, 2020



Compared to Merton, Pollards Hill has a lower proportion of younger working age people (25-47 years), and a higher proportion of older working aged people (48-67 years).

ASSETS

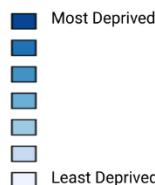


*Access to local parks is based on travelling distance which is defined as 400 meters between household and park

**The Public Transport Accessibility Level (PTAL) is a measurement created by Transport for London which gives a measure of accessibility to the public transport network. Each area is scored between 0 and 6b, where 0 indicates a very poor access to public transport and 6b indicates excellent access.

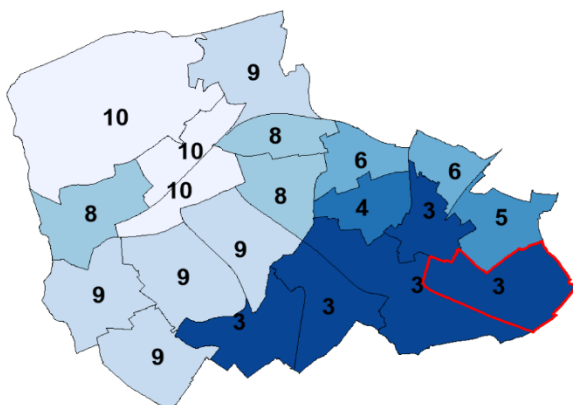
DEPRIVATION

Deprivation decile




Index of Multiple Deprivation 2019


Pollards Hill is in decile 3, which means the ward contains some of the most deprived areas in Merton.



LIFE EXPECTANCY AT BIRTH




The male life expectancy at birth is 80.3 years, which is similar than the Merton average of 80.7 years.




The female life expectancy at birth is 86.3 years, which is higher than the Merton average of 84.2 years.

HEALTHY LIFE EXPECTANCY AT BIRTH



The male healthy life expectancy at birth is 63.4 years, which is lower than the Merton average of 65.4 years.



The female healthy life expectancy at birth is 63.5 years, which is lower than the Merton average of 66.3 years.



CRIME RATE



68 offences per 1,000 population

same as Merton (68 per 1,000 population).

Highest number of offences

1. Violence against the person
2. Vehicle Offences

Children and Older People Deprivation



31%

children (0-15) live in income deprived households. Higher than Merton (17%).

18%

older people (60+) live in pension credit households. Higher than Merton (16%).



Overcrowding



CHILDREN & YOUNG PEOPLE

School Readiness



(proportion of children achieving a good level of development at age 5)

This is lower than Merton (60%), London (62%) and England (60%) (2013/14).

Obesity at Year 6



29.9%

obese in Year 6

This is higher compared to Merton (21%), and England (20%).

Children and Young People Admissions for Injury



Pollards Hill has a rate of

108.1 PER 10,000

Children and young people (0-14 years) admitted to hospital because of unintentional and deliberate injuries. This is higher than Merton (97), London (86) and similar to England (110), (2011/12 - 2015/16).

GCSE Achievement



62%

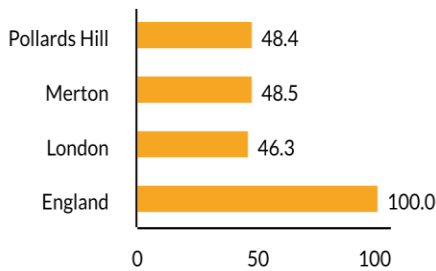
achieved 5 GCSEs*

This is lower to Merton (68%), comparable to London (62%) and higher than England (57%).

(*grades A to C, including English and Maths)

ADULTS

Self-harm



Pollards Hill has a SAR* of 48.4 for hospital admissions for intentional self-harm. This is similar to Merton (48.5), higher than London (46.3) and lower than England (100).

(*Standardised Admission Ratio)

Smoking


Given the socio-demographic make-up of the ward, it is expected that

23%



of residents in the ward have smoked in the past year. This is higher than Merton (19%).

Obesity



27%

obese adults

This is higher than Merton (19%), London (21%) and England (24%).

(*estimated proportion of over 16s with a BMI of more than 30)

Back Pain

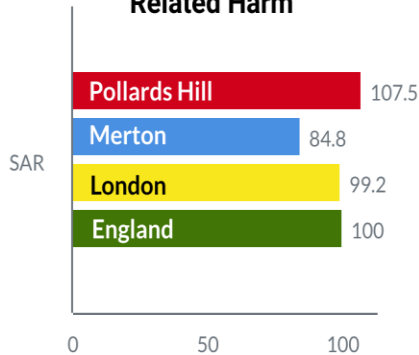


14.7%

of residents are estimated to have back pain. This is higher than Merton (14.6%) and London (14.5%), but lower than England (16.9%)

POOR HEALTH & PREMATURE DEATHS

Hospital Stay for Alcohol-Related Harm



The ward has a SAR* of 107.5 for hospital admissions for alcohol attributable conditions. This is higher than Merton (84.8), London (99.2) and England (100).

(*Standardised Admission Ratio)

Main Causes of Premature Deaths*



1 IN 2
due to cancer



1 IN 3

due to circulatory disease (incl. heart diseases)



1 IN 7
due to respiratory diseases

(*deaths in people aged 75 and under)

MORE INFORMATION



Produced in 2020



public.health@merton.gov.uk
www.merton.gov.uk/health-social-care/publichealth/jsna.htm