

# MERTON HEALTH PROFILES:



MERTON



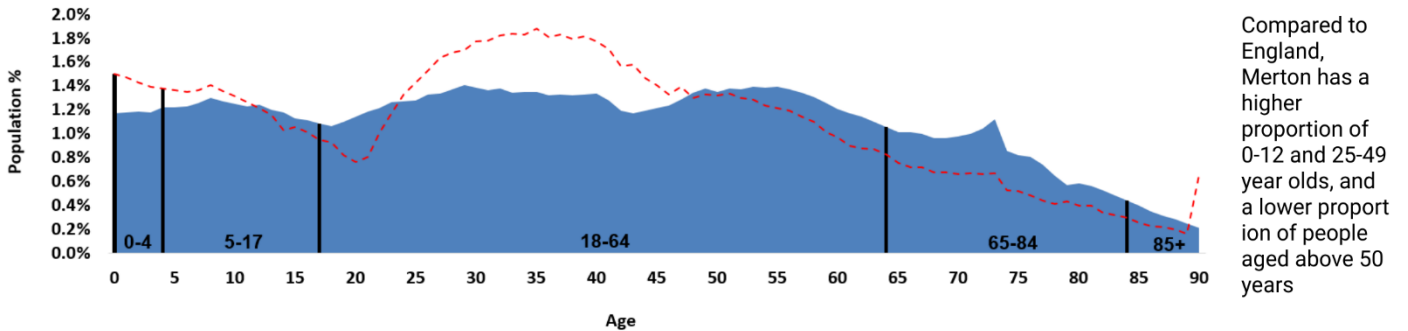
## ABOUT MERTON



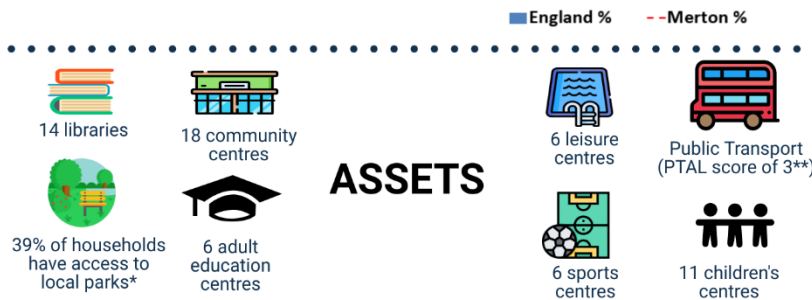
## POPULATION



Population Merton (all persons) by single age band, 2020



Compared to England, Merton has a higher proportion of 0-12 and 25-49 year olds, and a lower proportion of people aged above 50 years



\*Access to local parks is based on travelling distance which is defined as 400 meters between household and park  
 \*\*The Public Transport Accessibility Level (PTAL) is a measurement created by Transport for London which gives a measure of accessibility to the public transport network. Each area is scored between 0 and 6b, where 0 indicates a very poor access to public transport and 6b indicates excellent access.

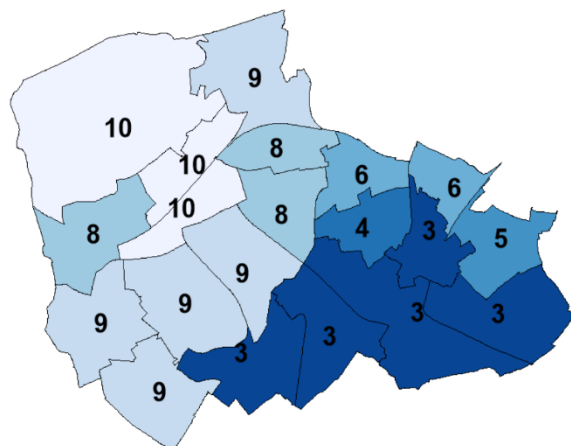
## LIFE EXPECTANCY AT BIRTH



The male life expectancy at birth is 80.7 years, which is higher than the England average of 79.5 years.

The female life expectancy at birth is 84.2 years, which is higher than the England average of 83.1 years.

## DEPRIVATION



**Index of Multiple Deprivation 2019**  
 Merton has an average decile score of 7. Whilst the borough contains some of the least deprived areas in the country there are pockets of deprivation.

## HEALTHY LIFE EXPECTANCY AT BIRTH

2016-18 data for Merton, please note the latest data at ward level is 2009-13



The male healthy life expectancy at birth is 65.2 years, which is higher than the England average of 63.4 years.

The female healthy life expectancy at birth is 62.1 years, which is lower than the England average of 63.9 years.



## CRIME RATE



**68** offences per 1,000 population

higher than Merton (68 per 1,000 population).

Highest number of offences

1. Violence Against the Person
2. Theft

## Children and Older People Deprivation

**17%** children (0-15) live in income deprived households.

**16%** older people (60+) live in pension credit households.

## Overcrowding



16% of households are overcrowded (lower than 21.7% in London).

# CHILDREN & YOUNG PEOPLE

## School Readiness

2018/19 data for Merton, please note the latest data at ward level is 2013/14



(proportion of children achieving a good level of development at age 5)

This is higher than London (74%) and England (72%) (2018/19).

## Obesity at Year 6

**21%** obese in Year 6



This is lower compared to London (23%), and higher than England (19%).

## Children and Young People Admissions for Injury

2018/19 data for Merton, please note the latest data at ward level is 2011/12-2015/16



Merton has a rate of **99.5 PER 10,000**

Children and young people (0-14 years) admitted to hospital because of unintentional and deliberate injuries. This is higher than London (70.5) and England (96.1), (2018/19).

## GCSE Achievement



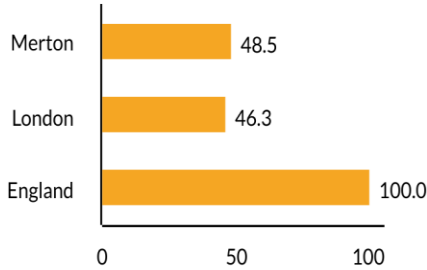
**69%** achieved 5 GCSEs\*

This is higher than London (61%) and England (58%).

(\*grades A to C, including English and Maths)

# ADULTS

## Self-harm



Merton has a SAR\* of 48.5 for hospital admissions for intentional self-harm. This is higher than London (46.3) but lower than England (100).

(\*Standardised Admission Ratio)

## Smoking

Given the socio-demographic make-up of the wards, it is expected that

**19%**




of residents in the ward have smoked in the past year. This is lower than England (20%).

## Obesity

**19%**

obese adults



This is lower than London (21%) and England (24%).

(\*estimated proportion of over 16s with a BMI of more than 30)

## Back Pain

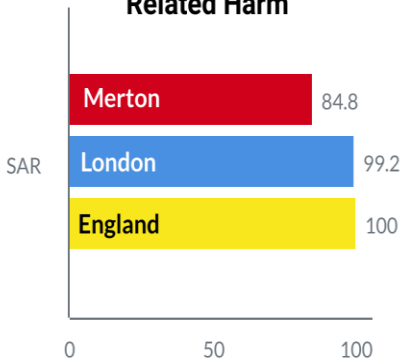


**14.6%**

of residents are estimated to have back pain. This is higher than London (14.5%) and lower than England (16.9%).

# POOR HEALTH & PREMATURE DEATHS

## Hospital Stay for Alcohol-Related Harm



Merton has a SAR\* of 84.8 for hospital admissions for alcohol attributable conditions. This is lower than London (99.2) and England (100).

(\*Standardised Admission Ratio)

## Main Causes of Premature Deaths\*



**1 IN 3** due to cancer



**1 IN 6** due to respiratory diseases



**1 IN 5** due to circulatory disease (incl. heart diseases)

## MORE INFORMATION



Produced in 2020



public.health@merton.gov.uk  
www.merton.gov.uk/health-social-care/publichealth/jsna.htm

(\*deaths in people aged 75 and under)