

MERTON WARD HEALTH PROFILES:

LOWER MORDEN



ABOUT LOWER MORDEN



POPULATION

Residents in 2020



9,000

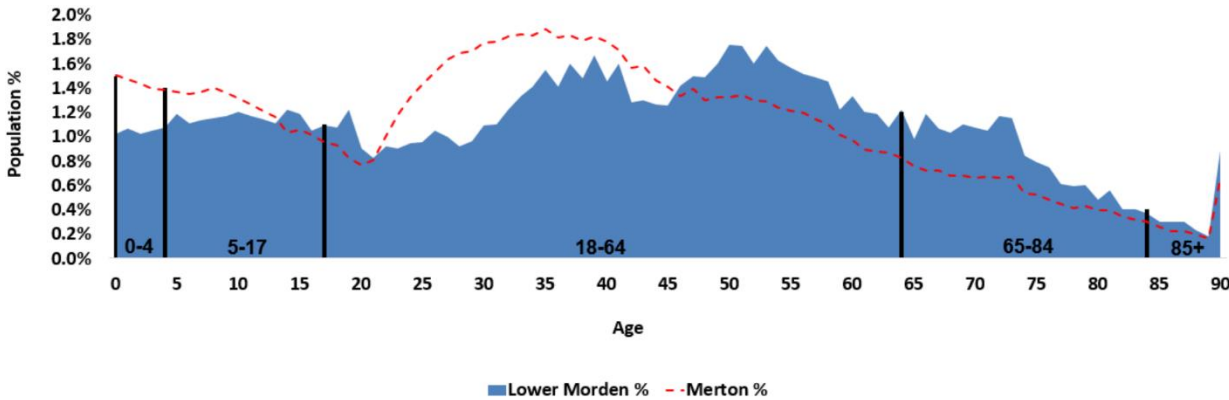
1 IN 5

residents are of **BAME** background

22% of Lower Morden's residents were of BAME background, which is lower than Merton (35%), London (40%), but higher than England (15%)



Population Lower Morden (all persons) by single age band, 2020



Compared to Merton, Lower Morden has a lower proportion of children aged 0-14 years, and working aged people (22-46 years). The ward has a higher proportion of people aged over 47 years.

ASSETS

Lower Morden Children's Centre

43% of households have access to local parks*

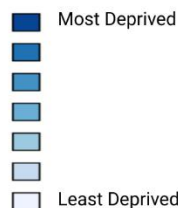
Good Public Transport (PTAL score of 1b**)

*Access to local parks is based on travelling distance which is defined as 400 meters between household and park

**The Public Transport Accessibility Level (PTAL) is a measurement created by Transport for London which gives a measure of accessibility to the public transport network. Each area is scored between 0 and 6b, where 0 indicates a very poor access to public transport and 6b indicates excellent access.

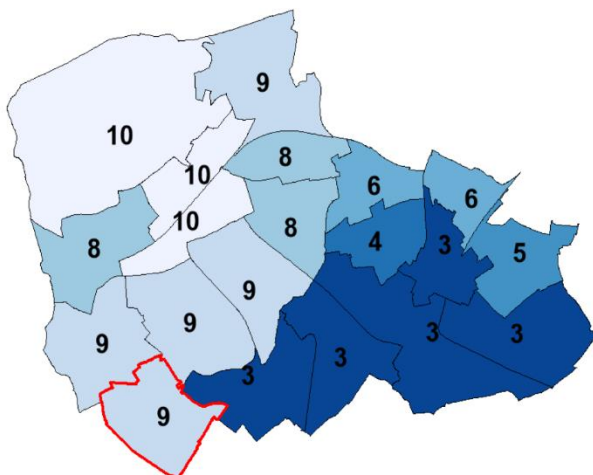
DEPRIVATION

Deprivation decile




Index of Multiple Deprivation 2019

Lower Morden is in decile 9, which means the ward contains some of the least deprived areas in Merton.




LIFE EXPECTANCY AT BIRTH



The male life expectancy at birth is 81.1 years, which is higher than the Merton average of 80.7 years.

The female life expectancy at birth is 86 years, which is higher than the Merton average of 84.2 years.

HEALTHY LIFE EXPECTANCY AT BIRTH



The male healthy life expectancy at birth is 66.4 years, which is higher than the Merton average of 65.4 years.

The female healthy life expectancy at birth is 68.4 years, which is higher than the Merton average of 66.3 years.



CRIME RATE



40 offences per 1,000 population

lower than Merton (68 per 1,000 population).

Highest number of offences

1. Violence against the person
2. Vehicle Offences

Children and Older People Deprivation



11%

children (0-15) live in income deprived households. Lower than Merton (17%).

10%

older people (60+) live in pension credit households. Lower than Merton (16%).



Overcrowding



8% of households are overcrowded (lower than 16% in Merton).

CHILDREN & YOUNG PEOPLE

School Readiness



(proportion of children achieving a good level of development at age 5)

This is lower than Merton (60%), London (62%) and England (60%) (2013/14).

Obesity at Year 6



18.8%

obese in Year 6

This is lower than Merton (21%), and England (20%).

Children and Young People Admissions for Injury



Lower Morden has a rate of

84.3 PER 10,000

Children and young people (0-14 years) admitted to hospital because of unintentional and deliberate injuries. This is lower than Merton (97), London (86) and England (110), (2011/12 - 2015/16).

GCSE Achievement



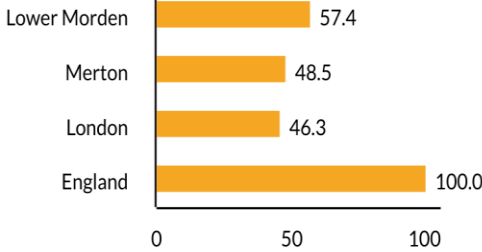
74% achieved 5 GCSEs*

This is higher than Merton (68%), London (62%) and England (57%).

(*grades A to C, including English and Maths)

ADULTS

Self-harm



Graveney has a SAR* of 57.4 for hospital admissions for intentional self-harm. This is higher than Merton (48.5) and London (46.3) but lower than England (100).

(*Standardised Admission Ratio)

Smoking


Given the socio-demographic make-up of the ward, it is expected that

15%



of residents in the ward have smoked in the past year. This is lower than Merton (19%).

Obesity



25%

obese adults

This is higher than Merton (19%), London (21%) and England (24%).

(*estimated proportion of over 16s with a BMI of more than 30)

Back Pain

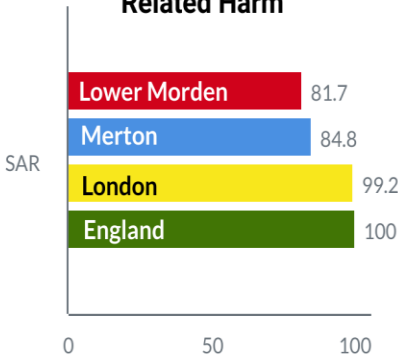


16.1%

of residents are estimated to have back pain. This is higher than Merton (14.6%) and London (14.5%) but lower than England (16.9%).

POOR HEALTH & PREMATURE DEATHS

Hospital Stay for Alcohol-Related Harm



The ward has a SAR* of 81.7 for hospital admissions for alcohol attributable conditions. This is lower than Merton (84.8), London (99.2) and England (100).

(*Standardised Admission Ratio)

Main Causes of Premature Deaths*



1 IN 2 due to cancer



1 IN 4

due to circulatory disease (incl. heart diseases)



1 IN 5

due to respiratory diseases

(*deaths in people aged 75 and under)

MORE INFORMATION



Produced in 2020



public.health@merton.gov.uk
www.merton.gov.uk/health-social-care/publichealth/jsna.htm