

MERTON WARD HEALTH PROFILES:

FIGGE'S MARSH

ABOUT FIGGE'S MARSH



POPULATION

Residents in 2020



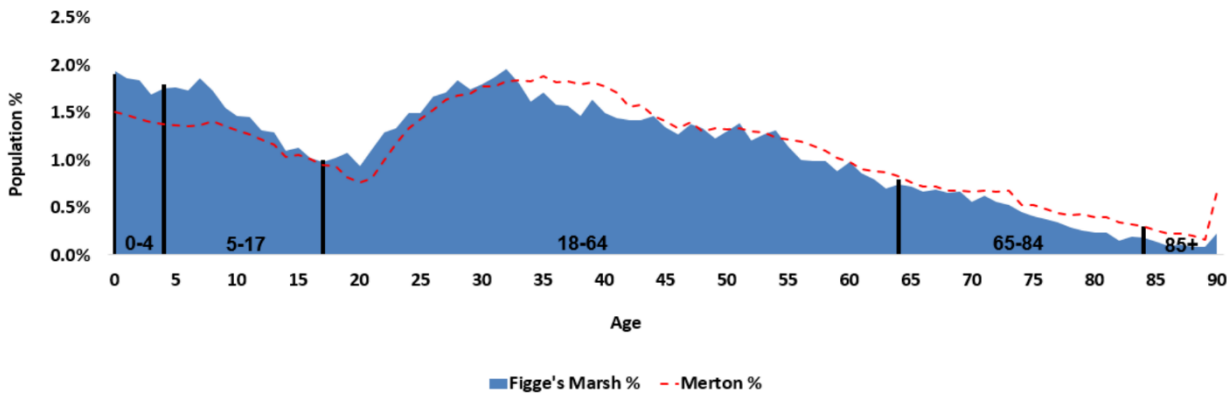
12,280

3 IN 5 residents are of **BAME** background

57% of Figge's Marsh's residents were of BAME background, which is lower than Merton (35%) and London (40%), but higher than England (15%)



Population in Figge's Marsh (all persons) by single age band, 2020



Compared to Merton, Figge's Marsh has a higher proportion of younger working age people (aged 0-33).

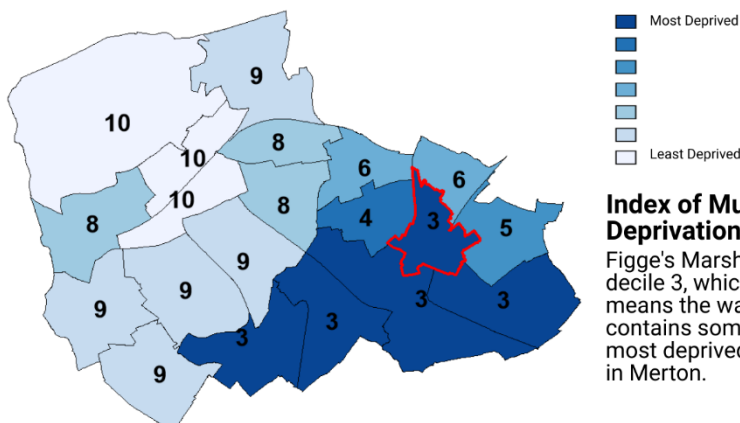
ASSETS

- Acacia Children's Centre Service
- The Children's Centre at St Mark's
- Mitcham Library
- St Mark's Family Centre
- Acacia Adventure Playground
- Public Transport (PTAL score of 3**)
- 45% of households have access to local parks*


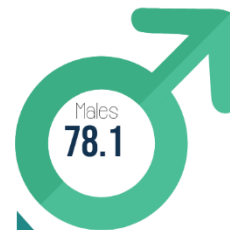
*Access to local parks is based on travelling distance which is defined as 400 meters between household and park

**The Public Transport Accessibility Level (PTAL) is a measurement created by Transport for London which gives a measure of accessibility to the public transport network. Each area is scored between 0 and 6b, where 0 indicates a very poor access to public transport and 6b indicates excellent access.

DEPRIVATION





LIFE EXPECTANCY AT BIRTH



The male life expectancy at birth is 78.1 years, which is lower than the Merton average of 80.7 years.

The female life expectancy at birth is 82.5 years, which is lower than the Merton average of 84.2 years.

HEALTHY LIFE EXPECTANCY AT BIRTH



The male healthy life expectancy at birth is 60.3 years, which is lower than the Merton average of 65.4 years.

The female healthy life expectancy at birth is 61.2 years, which is lower than the Merton average of 66.3 years.



CRIME RATE



96 offences per 1,000 population

Higher than Merton (68 per 1,000 population).

Highest number of offences

1. Violence against the person
2. Theft

Children and Older People Deprivation



28%

children (0-15) live in income deprived households. Higher than Merton (17%).

26%

older people (60+) live in pension credit households. Higher than Merton (16%).



Overcrowding



26% of households are overcrowded (higher than 16% in Merton).

CHILDREN & YOUNG PEOPLE

School Readiness



(proportion of children achieving a good level of development at age 5)

56%

This is lower than Merton (60%), London (62%) and England (60%) (2013/14).

Obesity at Year 6



26%

obese in Year 6

This is higher compared to Merton (21%), and England (20%).

Children and Young People Admissions for Injury



Figge's Marsh has a rate of

106 PER 10,000

Children and young people (0-14 years) admitted to hospital because of unintentional and deliberate injuries. This is higher than Merton (97) and London (86) but lower than England (110), (2011/12 - 2015/16).

GCSE Achievement



59%

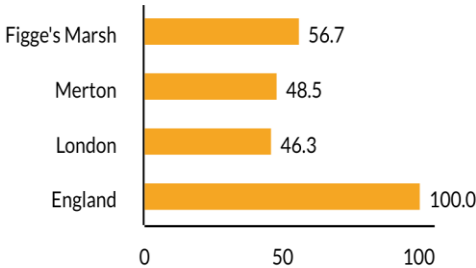
achieved 5 GCSEs*

This is lower than Merton (68%), London (62%) and England (57%).

(*grades A to C, including English and Maths)

ADULTS

Self-harm



Figge's Marsh has a SAR* of 56.7 for hospital admissions for intentional self-harm. This is higher than Merton (48.5) and London (46.3) but lower than England (100).

(*Standardised Admission Ratio)

Smoking

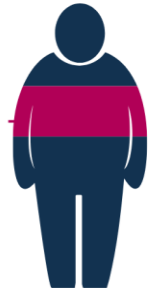
Given the socio-demographic make-up of the ward, it is expected that

25%



of residents in the ward have smoked in the past year. This is lower than Merton (19%).

Obesity



25%

obese adults

This is higher than Merton (19%), London (21%) and England (24%).

(*estimated proportion of over 16s with a BMI of more than 30)

Back Pain

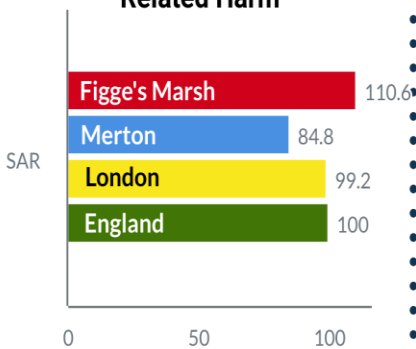


14.5%

of residents are estimated to have back pain. This is lower than Merton (14.6%) and England (16.9%) but comparable to London (14.5%).

POOR HEALTH & PREMATURE DEATHS

Hospital Stay for Alcohol-Related Harm



The ward has a SAR* of 110.6 for hospital admissions for alcohol attributable conditions. This is higher than Merton (84.8), London (99.2) and England (100).

(*Standardised Admission Ratio)

Main Causes of Premature Deaths*



1 IN 3

due to cancer



1 IN 3

due to circulatory disease (incl. heart diseases)



1 IN 4

due to respiratory diseases

(*deaths in people aged 75 and under)

MORE INFORMATION



Merton the place for a good life



Produced in 2020



public.health@merton.gov.uk
www.merton.gov.uk/health-social-care/publichealth/jsna.htm