

MERTON WARD HEALTH PROFILES:

DUNDONALD

ABOUT DUNDONALD



POPULATION

Residents in 2020



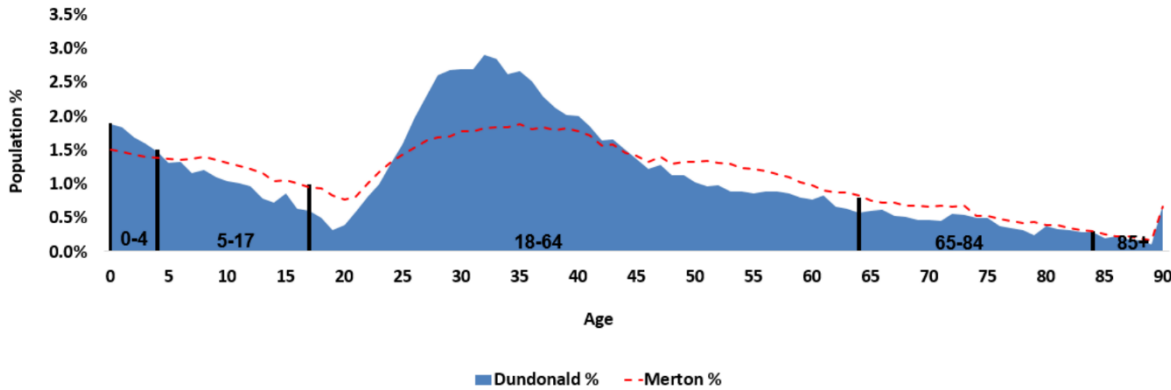
9,970

1 IN 5 residents are of **BAME** background

18% of Dundonald's residents were of BAME background, which is lower than Merton (35%) and London (40%), but higher than England (15%)



Population in Dundonald (all persons) by single age band, 2020



Compared to Merton, Dundonald has a higher proportion of children (aged 0-4) and younger working age people (aged 25-44 years)

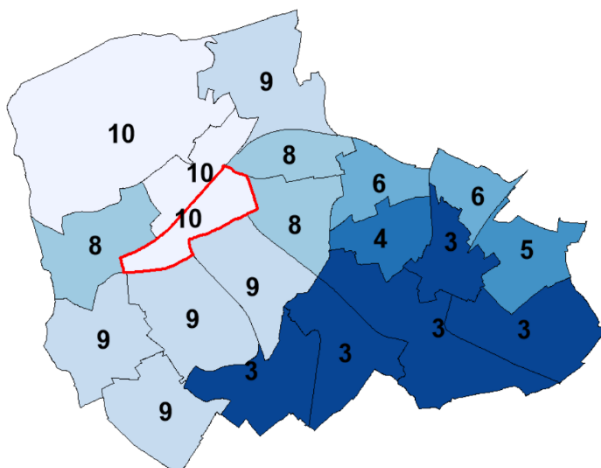
ASSETS



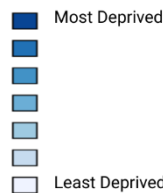
*Access to local parks is based on travelling distance which is defined as 400 meters between household and park

**The Public Transport Accessibility Level (PTAL) is a measurement created by Transport for London which gives a measure of accessibility to the public transport network. Each area is scored between 0 and 6b, where 0 indicates a very poor access to public transport and 6b indicates excellent access.

DEPRIVATION



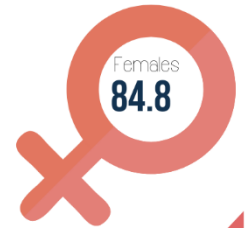

Deprivation decile



Index of Multiple Deprivation 2019

Dundonald is in decile 10, which means the ward contains the least deprived areas in Merton.

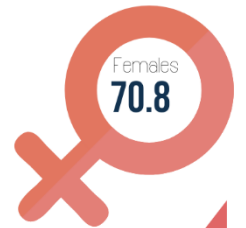

LIFE EXPECTANCY AT BIRTH



The male life expectancy at birth is 82.6 years, which is higher than the Merton average of 80.7 years.

The female life expectancy at birth is 84.8 years, which is similar to the Merton average of 84.2 years.

HEALTHY LIFE EXPECTANCY AT BIRTH



The male healthy life expectancy at birth is 70.5 years, which is higher than the Merton average of 65.4 years.

The female healthy life expectancy at birth is 70.8 years, which is higher than the Merton average of 66.3 years.



CRIME RATE



58

 offences per 1,000 population

lower than Merton (68 per 1,000 population).

Highest number of offences

1. Theft
2. Violence against the person

Children and Older People Deprivation



5%

children (0-15) live in income deprived households. Lower than Merton (17%).

older people (60+) live in pension credit households. Lower than Merton (16%).



11%

Overcrowding



CHILDREN & YOUNG PEOPLE

School Readiness



72%

(proportion of children achieving a good level of development at age 5)

This is higher than Merton (60%), London (62%) and England (60%) (2013/14).

Obesity at Year 6



11%

obese in Year 6

This is lower compared to Merton (21%), and England (20%).

Children and Young People Admissions for Injury



Dundonald has a rate of

96.0 PER 10,000

Children and young people (0-14 years) admitted to hospital because of unintentional and deliberate injuries. This is lower than Merton (97) and England (110) but higher than London (86), (2011/12 - 2015/16).

GCSE Achievement



73%

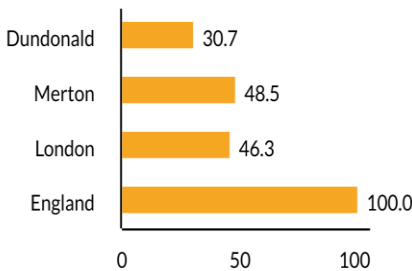
 achieved 5 GCSEs*

This is higher than Merton (68%), London (62%) and England (57%).

(*grades A to C, including English and Maths)

ADULTS

Self-harm



Dundonald has a SAR* of 30.7 for hospital admissions for intentional self-harm. This is lower than Merton (48.5), London (46.3) and England (100).

(*Standardised Admission Ratio)

Smoking


Given the socio-demographic make-up of the ward, it is expected that

17%



of residents in the ward have smoked in the past year. This is lower than Merton (19%).

Obesity



14%

obese adults

This is lower than Merton (19%), London (21%) and England (24%).

(*estimated proportion of over 16s with a BMI of more than 30)

Back Pain

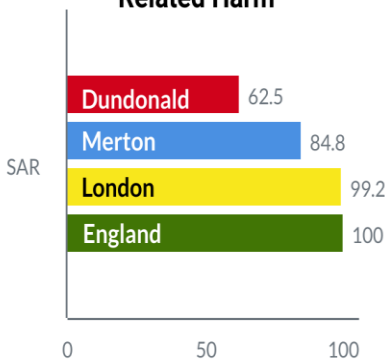


14.2%

of residents are estimated to have back pain. This is lower than Merton (14.6%), London (14.5%) and England (16.9%).

POOR HEALTH & PREMATURE DEATHS

Hospital Stay for Alcohol-Related Harm



The ward has a SAR* of 62.5 for hospital admissions for alcohol attributable conditions. This is lower than Merton (84.8), London (99.2) and England (100).

(*Standardised Admission Ratio)

Main Causes of Premature Deaths*



1 IN 2

due to cancer



1 IN 4

due to circulatory disease (incl. heart diseases)



1 IN 6

due to respiratory diseases

(*deaths in people aged 75 and under)

MORE INFORMATION



Merton the place for a good life



Produced in 2020



public.health@merton.gov.uk
www.merton.gov.uk/health-social-care/publichealth/jsna.htm