

MERTON WARD HEALTH PROFILES:

CANNON HILL

ABOUT CANNON HILL



POPULATION

Residents in 2020



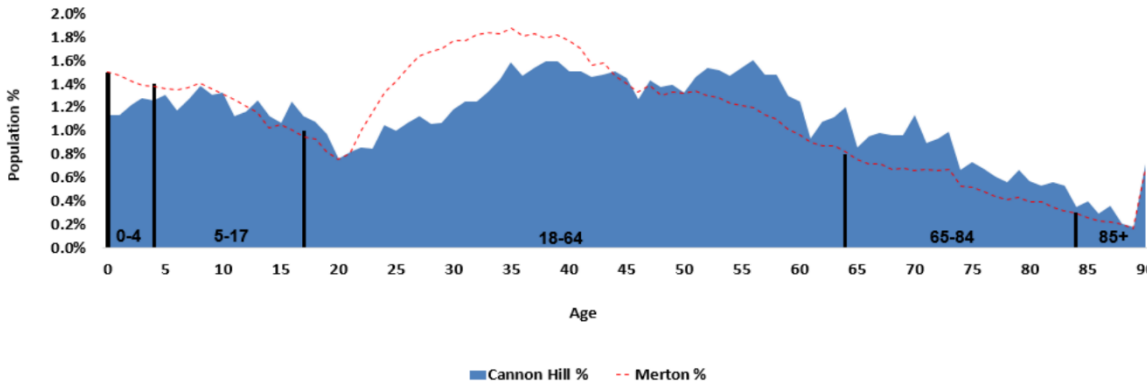
9,730

1 IN 4 residents are of **BAME** background

25% of Cannon Hill's residents were of BAME background, which is higher than England (15%), but lower than Merton (35%) and London (40%).



Population in Cannon Hill (all persons) by single age band, 2020



Compared to Merton, Cannon Hill has a lower proportion of children aged 0-9 years, and younger working age people (aged 20-44). There is also a higher proportion of older people (aged 50 and above)


ASSETS




*Access to local parks is based on travelling distance which is defined as 400 meters between household and park

**The Public Transport Accessibility Level (PTAL) is a measurement created by Transport for London which gives a measure of accessibility to the public transport network. Each area is scored between 0 and 6b, where 0 indicates a very poor access to public transport and 6b indicates excellent access.

LIFE EXPECTANCY AT BIRTH



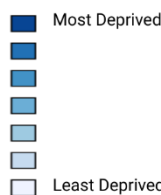
The male life expectancy at birth is 81.7 years, which is higher than the Merton average of 80.7 years.



The female life expectancy at birth is 85 years, which is lower than the Merton average of 84.2 years.

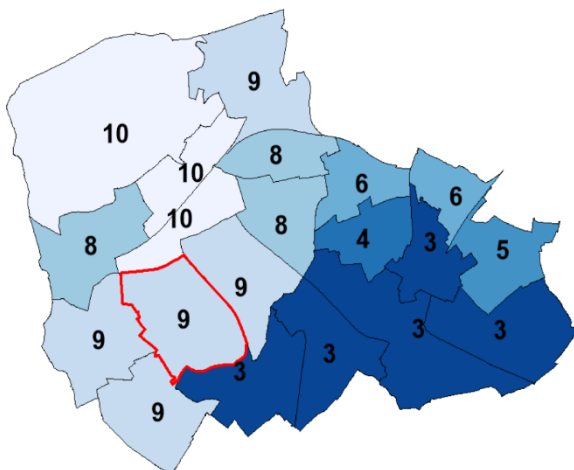
DEPRIVATION

Deprivation decile

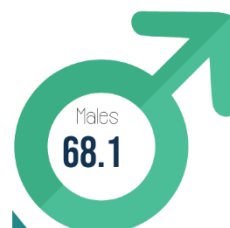


Index of Multiple Deprivation 2019


Cannon Hill is in decile 9, which means the ward contains some of the least deprived areas in Merton.



HEALTHY LIFE EXPECTANCY AT BIRTH



The male healthy life expectancy at birth is 68.1 years, which is higher than the Merton average of 65.4 years.



The female healthy life expectancy at birth is 69.2 years, which is higher than the Merton average of 66.3 years.



CRIME RATE



45

offences per 1,000 population

lower than Merton (68 per 1,000 population).

Highest number of offences

1. Violence against the person
2. Vehicle Offences

Children and Older People Deprivation



10%

children (0-15) live in income deprived households. Lower than Merton (17%).

older people (60+) live in pension credit households. Lower than Merton (16%).



Overcrowding



CHILDREN & YOUNG PEOPLE

School Readiness



62%

(proportion of children achieving a good level of development at age 5)

This is higher than Merton (60%) and England (60%) but comparable to London (62%) (2013/14).

Obesity at Year 6



14%

obese in Year 6

This is lower compared than Merton (21%), and England (20%).

Children and Young People Admissions for Injury



Cannon Hill has a rate of

89.5 PER 10,000

Children and young people (0-14 years) admitted to hospital because of unintentional and deliberate injuries. This is lower than Merton (97) and England (110), but greater than London (86), (2011/12 - 2015/16).

GCSE Achievement



85%

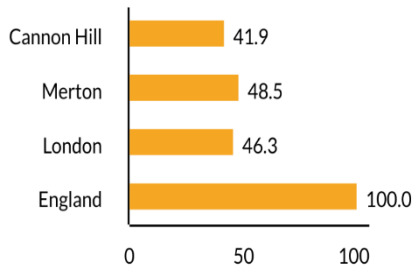
achieved 5 GCSEs*

This is higher than Merton (68%), London (62%) and England (57%).

(*grades A to C, including English and Maths)

ADULTS

Self-harm



Cannon Hill has a SAR* of 41.9 for hospital admissions for intentional self-harm. This is lower than Merton (48.5), London (46.3) and England (100).

(*Standardised Admission Ratio)

Smoking

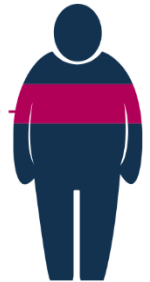
Given the socio-demographic make-up of the ward, it is expected that

14%



of residents in the ward have smoked in the past year. This is lower than Merton (19%).

Obesity



20%

obese adults

This is higher than Merton (19%), but lower than London (21%) and England (24%).

(*estimated proportion of over 16s with a BMI of more than 30)

Back Pain

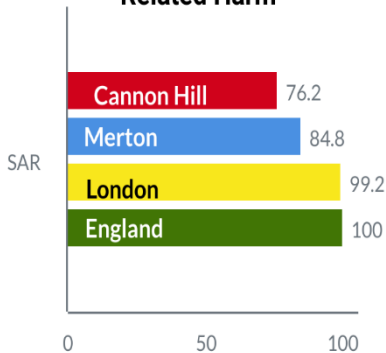


15.9%

of residents are estimated to have back pain. This is higher than Merton (14.6%) and London (14.5%) but lower than England (16.9%)

POOR HEALTH & PREMATURE DEATHS

Hospital Stay for Alcohol-Related Harm



The ward has a SAR* of 76.2 for hospital admissions for alcohol attributable conditions. This is lower than Merton (84.8), London (99.2) and England (100).

(*Standardised Admission Ratio)

Main Causes of Premature Deaths*



1 IN 2

due to cancer



1 IN 4

due to circulatory disease (incl. heart diseases)



1 IN 5

due to respiratory diseases

(*deaths in people aged 75 and under)

MORE INFORMATION



Produced in 2020



public.health@merton.gov.uk
www.merton.gov.uk/health-social-care/publichealth/jsna.htm