

# Daylight and Sunlight Assessment

May 2019

265 BURLINGTON ROAD  
NEW MALDEN

A photograph of a modern building's facade, featuring a curved structure with a grid of grey panels and horizontal wooden slats. The building is set against a blue sky with white clouds. The image is partially obscured by a large, dark grey geometric shape on the right side of the page.

## Contents

1. Introduction
2. Guidance
3. Assumptions
4. Sources of Information
5. The Site and proposal
6. Daylight and sunlight results
7. Overshadowing
8. Conclusions

# 1. Introduction

- 1.1. This practice has been instructed to provide an assessment of the daylight & sunlight implications of the proposed development at 265 Burlington Road, New Malden. This report is based upon the May 2019 proposals prepared by TP Bennett Architects.
- 1.2. The methodology and criteria used for these assessments is provided by the Building Research Establishments guidance 'Site layout planning for daylight and sunlight: a guide to good practice' (BRE, 2011) and the British Standard document BS8206 Pt2.

# 2. Guidance

## **Daylight & sunlight for planning**

### **Site layout planning for daylight and sunlight: a guide to good practice, BRE 2011**

- 2.1. This document follows from previous guidance produced by Her Majesty's Stationary Office (HMSO) on daylight and sunlight in the built environment and is now the accepted methodology used by local authorities for assessing daylight and sunlight in relation to new developments. It provides methods for the calculation of daylight and sunlight impacts of development upon existing surrounding properties and within proposed new dwellings.

### **Daylight Assessment**

- 2.2. There are detailed three methods for calculating daylight, the Vertical Sky Component (VSC), the No-Sky Line Contour (NSC) and the Average Daylight Factor (ADF). For sunlight the Annual Probable Sunlight Hours (APSH) method is detailed.
- 2.3. The VSC method calculates the amount of visible sky available to each window or to points on the façade of a building where windows have not yet been designed. This is the primary assessment of daylight impacts and does not consider the size or nature of rooms behind the façade. The guidelines suggest that, post-development, properties should enjoy at least 27% VSC or that VSC is reduced to no less than 0.8 times its former value.
- 2.4. The NSC method describes the distribution of daylight within rooms by calculating the area of the 'working plane' which can receive a direct view of the sky and hence 'sky light'. The working plane height is set at 850mm above floor level within a residential property. The BRE does not state a required amount of no-sky line but merely suggests a recommended reduction within which changes are not considered noticeable.

- 2.5. The ADF method calculates the average illuminance within a room as a proportion of the illuminance available to an unobstructed point outdoors under a sky of known luminance and luminance distribution. This is the most detailed of the daylight calculations and considers the physical nature of the room behind the window, including; window transmittance, and surface reflectivity. The BRE guidelines / British Standard sets the following recommended ADF levels for habitable room uses:
- 1% Bedrooms
  - 1.5% Living Rooms
  - 2.0% Kitchens
- 2.6. Whilst there is an aspiration for multi-purpose Living / Kitchen / Dining (LKD) spaces to achieve the 2.0% ADF target (as per a kitchen) these rooms are inherently larger than either standalone kitchens or living spaces and, as such, the 1.5% ADF target for a 'living room' is considered an appropriate target for these spaces.

#### **Sunlight Assessment**

- 2.7. For sunlight the APSH test calculates the percentage of statistically probable hours of sunlight received by each window in both the summer and winter months. March 21<sup>st</sup> through to September 21<sup>st</sup> is considered to be the summer period while September 21<sup>st</sup> to March 21<sup>st</sup> is considered the winter period. For properties neighbouring a development only those windows orientated within 90° of due south and which overlook the site of the proposal are relevant for assessment.
- 2.8. The guidelines suggest that windows should receive at least 25% total APSH with 5% of this total being enjoyed in the winter months. The guidelines also allow for a 20% reduction in sunlighting when compared to the former value with total reductions of less than 4% APSH not being considered noticeable.

#### **Assessment of new or proposed neighbouring buildings**

- 2.9. Where neighbouring properties are proposed and not built or occupied, they will have no current occupants. As such the reduction of daylight is not a particularly relevant test, as there is no one to experience the present value, or reduction. During the design of these apartments the Average Daylight Factor (ADF) test has been used to establish whether a suitable amount of daylight is provided. It would therefore seem that the ADF test is a more appropriate indicator of the acceptability of daylight conditions within these apartments.
- 2.10. The BRE guide gives the following in this regard: -

*"Appendix F – paragraph F8*

*However, there are some situations where meeting a set ADF target value with the new development in place could be appropriate as a criterion for loss of light:*

*(ii) as a special case of (i), where the existing building is proposed and not built. A typical situation might be where the neighbouring building has received planning permission but not yet been constructed."*

#### **Assessment of neighbouring dwellings with balconies**

- 2.11. Care must be taken when assessing the impact of a development proposal upon neighbouring properties that have been provided with external overhanging or recessed balconies. These balconies are intended to provide additional outdoor amenity to the apartments, but they also inhibit the access to/potential for daylight and sunlight. The BRE guidance gives the following statements in this regard: -

*"2.2.11 - Existing windows with balconies above them typically receive less daylight. Because the balcony cuts out light from the top part of the sky, even a modest obstruction opposite may result in a large impact on the VSC, and on the area receiving direct skylight (NSC). One way to demonstrate this would be to carry out an additional calculation of the VSC and the area receiving direct skylight for both existing and proposed situations without the balcony in place."*

*"2.2.12 - A larger relative reduction in VSC may also be unavoidable if the existing window has projecting wings on one or both sides of it, or if it is recessed into the building so that it is obstructed on both sides as well as above."*

- 2.12. It is therefore often relevant and necessary to conduct assessments of the surrounding properties with their balconies omitted, so that the impact upon the potential for good daylight and sunlight can be fully understood. Full results of these assessments where applied can be found in the appendix.

#### **Sunlight Amenity Assessment (Overshadowing)**

- 2.13. In respect of the shading impacts to amenity space, such as neighbouring gardens, the BRE guidelines set out a sunlight amenity assessment to ensure the space remains adequately sunlit throughout the year. This is achieved by plotting a contour of the area which receives at least 2 hours of direct sunlight on the 21st March. An amenity space with at least 2 hours of sunlight across at least 50% of its area, or if the area retains 0.8 times or greater its former value, can be said to see acceptable levels of sunlight.

#### **Policy Context**

- 2.14. It is considered important to note that in areas of a shifting urban context, achieving good levels of daylight and sunlight is to be balanced against can other beneficial design factors.
- 2.15. The opening paragraphs of the BRE guidelines state: -

*"The guide is intended for building designers and their clients, consultants and planning officials. The advice given here is not mandatory and the document should not be seen as an instrument of planning policy. Its aim is to help rather than*

*constrain the designer. Although it gives numerical guidelines, these should be interpreted flexibly because natural lighting is only one of many factors in site layout design. In special circumstances the developer or planning authority may wish to use different target values. For example, in a historic city centre a higher degree of obstruction may be unavoidable if new developments are to match the height and proportions of existing buildings”.*

2.16. The targets set out in the BRE document are very much ‘guidelines’ and they should be applied sensibly and flexibly based on the site-specific context of development.

2.17. Appendix F of the BRE guide proposes alternative target values for daylight and sunlight. At paragraph F1 it states:-

*“Sections 2.1, 2.2 and 2.3 give numerical target values in assessing how much light from the sky is blocked by obstructing buildings. These values are purely advisory and different target values may be used on the special requirements of the proposed development or its location.”*

2.18. Further to this, an inspector appointed by the Secretary of State stated in a recent appeal decision of The Whitechapel Estate, London E1 2JH (REF: 17/3171437) that:-

*“The figures show that a proportion of residual Vertical Sky Component (‘VSC’) values in the mid-teens have been found acceptable in major developments across London. This echoes the Mayor’s endorsement in the pre SPG decision at Monmouth House, Islington that VSC values in the mid-teens are acceptable in an inner urban environment..”*

### **Policy Context**

#### *National Planning Policy Framework, 2019*

2.19. The NPPF makes it clear that daylight / sunlight standards should be applied flexibly to optimise the land use of sites particular for securing housing delivery. Para 123 states that when consider housing schemes, local planning authorities should refuse applications which they consider fail to make efficient use of land, taking into account the policies in the NPPF. Para 123 further states that authorities should take a flexible approach in applying policies or guidance relating to daylight and sunlight, where they would otherwise inhibit making efficient use of a site, subject to the resulting scheme providing acceptable living standards.

#### *London Plan (2016)*

2.20. Policy 7.6Bd requires new development to avoid causing ‘unacceptable harm’ to the amenity of surrounding land and buildings, particularly in relation to privacy and overshadowing and where tall buildings are proposed. This policy needs to be considered in the context of the Mayor’s Housing SPG which provides further guidance on daylight and sunlight impacts related to new housing developments (see below).

### *Mayor's Housing SPG (2016)*

- 2.21. The Mayor's Housing SPG (2016) sets out that an appropriate degree of flexibility needs to be applied when using BRE guidelines to assess the daylight and sunlight impacts of new development on surrounding properties, as well as within new developments themselves. Guidelines should be applied sensitively to higher density development, especially in opportunity areas, town centres, large sites and accessible locations, where BRE advice suggests considering the use of alternative targets. This should take into account local circumstances; the need to optimise housing capacity; and scope for the character and form of an area to change over time.

It further states that the degree of harm on adjacent properties and the daylight targets within a proposed scheme should be assessed drawing on broadly comparable residential typologies within the area and of a similar nature across London. Decision makers should recognise that fully optimising housing potential on large sites may necessitate standards which depart from those presently experienced but which still achieve satisfactory levels of residential amenity and avoid unacceptable harm.

## 3. Assumptions

- 3.1. We have not sought access internally to any of the surrounding properties. Details of the internal layouts have been drawn from available planning records or lease plans. Where such information is unavailable floor levels have been assumed from the external appearance of the building, and the locations of windows. Unless known or otherwise appropriate the depths of rooms have been assumed at 4.27m for residential properties and 6m for commercial properties, or half the building depth if this is less than these dimensions.

## 4. Sources of Information

- 4.1. A measured survey, architects drawings, site photographs and Ordnance Survey information have been used to create a 3D computer model of the proposed development in the context of the existing site and surrounding buildings.

### **Survey Solutions**

22753se-01.dwg

22753se-02.dwg

22753se-03.dwg

22753se-04.dwg

22753se-05.dwg

22753se-06.dwg

22753se-07.dwg  
22753se-08.dwg  
22753UG-01.dwg  
Received 05/10/2018

**TP BENNETT Architecture**

E1180A6110P1.dwg  
E1180\_X\_LVL 01.dwg  
E1180\_X\_LVL 02-05.dwg  
E1180\_X\_LVL 06.dwg  
E1180\_X\_LVL 07.dwg  
E1180\_X\_LVL 08.dwg  
E1180\_X\_LVL 09.dwg  
E1180\_X\_LVL 10.dwg  
E1180\_X\_LVL 11.dwg  
E1180\_X\_LVL 12.dwg  
E1180\_X\_LVL 13.dwg  
E1180\_X\_LVL 14.dwg  
E1180D6300P1.dwg  
E1180D6301P1.dwg  
E1180D6302P1.dwg  
E1180D6303P1.dwg  
E1180D6304P1.dwg  
E1180D2201P1.dwg  
E1180D2204P1.dwg  
Received 20/05/2019

**EB7 Ltd**

Site Photographs  
Ordnance Survey

## 5. The Site and Proposal

- 5.1. The existing site is largely occupied by a surface level car park with a 2 storey commercial building occupying the northern section of the site. The proposal is for demolition of the existing buildings and erection of two blocks of development ranging in height between seven and 15 storeys and comprising 456 new homes, of which 114 will be one beds, 290 will be two beds and 52 will be three beds. 499sqm of B1(a) office space will be accommodated at ground floor level along with 220 car parking spaces, 830 cycle parking spaces, a realigned junction



onto Burlington Road, hard and soft landscaping and associated residential facilities. The application also includes minor changes to the layout and configuration of the retained Tesco car park.

- 5.2. The nearby surrounding area is a mix of uses. To the east are terraced buildings of residential use and to the south east is a development primarily of residential apartments. To the south of the site are a number of properties that were originally built for commercial use but some of which have since been converted into residential uses. To the west of the site is the Tesco Extra supermarket and associated surface level car parking and to the north is Raynes Park High School.
- 5.3. Eb7 have used a measured survey, site photographs and Ordnance Survey information to build a 3D computer model of the existing building and its surroundings. Our understanding of the former site is shown within appendix 1. Drawings supplied by the client have been used to build a model of the current proposal which can also be found in appendix 1.
- 5.4. The following residential properties were considered within our assessment:
  - Neba House
  - Osprey House
  - Eagle House
  - 300 Burlington Road
  - 2 Claremont Avenue
  - 123 – 139 West Barnes Lane
  - 2 – 22 Seaforth Avenue

## 6. Daylight and Sunlight Results

### **Neba House**


- 6.1. This building is situated to the south of the site. It was originally constructed for commercial use and has been permitted a change to residential use (ref: 17/P2372) with its north facing windows within very close proximity to 259 Burlington Road.

#### *Daylight*

- 6.2. The results of the VSC assessment show that 8 of the 9 windows assessed will retain daylight levels below 0.8 times their former value.
- 6.3. Of 8 windows that fall below the suggested targets, 4 (labelled W2 – W5 at ground floor) will retain 0.7 times their former value, just below the 0.8 suggested target.
- 6.4. The remaining 4 windows are all at first floor level. As they enjoy a greater outlook across a broadly undeveloped site, they experience a greater proportional change with the proposals in place compared with the windows at ground floor. This is illustrated in the image below where the close relationship with 259 Burlington

Road limits the sky view for the windows at ground floor compared with the windows at first floor.

*Image 1: Image illustrating the greater outlook for windows at first floor, compared with the windows at ground floor which are constrained by the massing of 259 Burlington Road*



- 6.5. Nonetheless, the windows at first floor retain absolute VSC values of c. 14%. Such retained levels are in line with those commonly found in urban locations and comparable to other similar regeneration schemes. This is confirmed by the recent Whitechapel Estate appeal noted at 2.18 above.
- 6.6. The further NSC assessment has shown that 5 of the 6 rooms assessed will retain daylight levels within 0.8 times their former value. As such, the changes to these 5 rooms are considered unnoticeable as they either meet or exceed the BRE targets.
- 6.7. The 1 remaining room retains 0.7 times its former NSC value, just below the 0.8 suggested BRE target. This is therefore a minor deviation from the suggested targets.

#### *Sunlight*

- 6.8. In line with the BRE criteria all windows within 90 degrees of due south have been assessed under the Annual Probable Sunlight Hours (APSH) sunlight assessment.
- 6.9. The results from our studies indicate that the only window orientated within 90 degrees of due south does not experience any change to its direct sunlight as a result of the proposals.
- 6.10. Overall the effects of the proposal show full compliance with the recommendations

of the BRE guidance in regard to both daylight and direct sunlight levels.

### **Osprey House**

- 6.11. This building is also situated to the south of the site. It was originally constructed for commercial use and has been permitted a change to residential use (ref: 16/P1441) with its north facing windows within very close proximity to 259 Burlington Road.

#### *Daylight*

- 6.12. The results of the VSC assessment show that all 6 windows assessed will retain daylight levels below the suggested BRE target of 0.8 times their former value.
- 6.13. Of these 6 windows, 3 are located at ground floor (labelled W1 – W3), which retain 0.7 times their former value, just below the 0.8 BRE suggested target.
- 6.14. The 3 remaining windows are all at first floor. As they enjoy a greater outlook across a broadly undeveloped site, as detailed above (paragraph 6.4) they experience a greater proportional change with the proposals in place.
- 6.15. The results however show that these 3 windows retain VSC values with the proposal in place that are in line with the existing VSC values at ground floor, which are constrained by 259 Burlington Road to the north.
- 6.16. The effects caused by the proposal upon daylight levels at first floor therefore do not materially inhibit amenity to these windows any more than 259 Burlington Road does to those at ground floor.
- 6.17. The further NSC assessment has shown that 3 of the 5 rooms assessed will retain daylight levels within 0.8 times their former value. The 2 remaining rooms (labelled R1 and R2 at first floor) retain 0.6 – 0.7 times their former value.
- 6.18. When the percentage of room area that will have sky view is considered, the area within R1 and R2 at first floor retain levels of c. 37% - 42%. This is greater than the existing levels at ground floor of c. 22% - 34%. Therefore the proposal does not cause daylight levels within these rooms to be any lower than what was permitted for the change of use at ground floor.

#### *Sunlight*

- 6.19. None of the site facing windows within this property are oriented within 90 degrees of due south and are therefore not relevant for the sunlight assessment in accordance with the BRE guidelines.

### **Eagle House**

- 6.20. This building is also situated to the south of the site. It was originally constructed for commercial use and has been permitted a change to residential use (ref: 17/P4417) with its north facing windows within very close proximity to 259 Burlington Road.

### *Daylight*

- 6.21. The majority of the windows within this building currently overlook the undeveloped car park, such that obstruction in its existing outlook is minimal and below what would usually be expected in an urban environment.
- 6.22. As such, in its existing outlook the windows receive unusually high light levels of VSC value that lead to a larger proportional change.
- 6.23. Our analysis has shown that of the 8 windows assessed, 4 will retain 0.8 times their former value and are therefore fully compliant with the BRE criteria.
- 6.24. The 4 remaining windows all retain 0.7 times their former value, just below the 0.8 suggest BRE target.
- 6.25. The further NSC assessment has shown that all rooms assessed will retain daylight levels within 0.8 times their former value and therefore fully accord with the BRE targets.

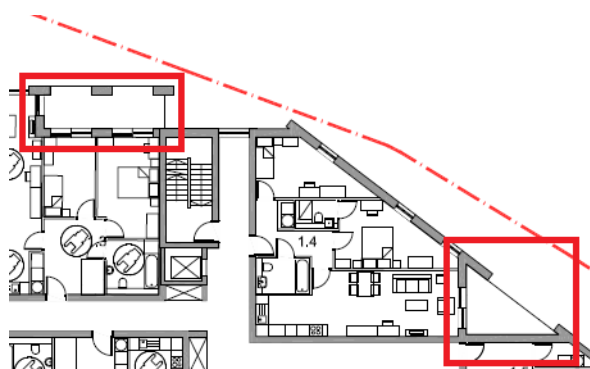
### *Sunlight*

- 6.26. In line with the BRE criteria all windows within 90 degrees of due south have been assessed under the Annual Probable Sunlight Hours (APSH) sunlight assessment.
- 6.27. The results from our studies indicate that the only window orientated within 90 degrees of due south does not experience any change to its direct sunlight as a result of the proposals.
- 6.28. Overall the effects of the proposal show full compliance with the recommendations of the BRE guidance in regard to both daylight and direct sunlight levels.

### **300 Burlington Road**

- 6.29. This building is currently under construction and is situated to the south east of the site. It has been designed with a number of self-light limiting features, such as balconies and recesses as shown in the image below. Such design features make some windows and rooms within this property unusually sensitive to any changes in light levels.

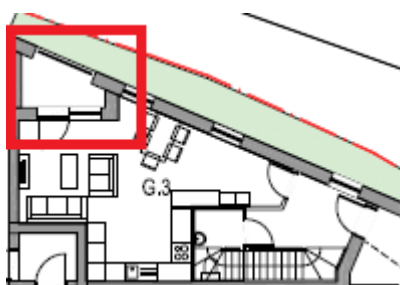
*Image 2: Examples of self-light limiting features, including balconies and recessed rooms (outlined red)*



### *Daylight*

- 6.30. Appendix F of the BRE guide suggests that, as is the case of this scheme, where a development is consented but not yet constructed / occupied, the Average Daylight Factor (ADF) assessment may be used to assess whether the consented scheme would retain adequate amenity with a neighbouring proposal in place.
- 6.31. Full planning drawings illustrating the layout and façade detail of the units have been obtained. As such the ADF assessment can be used to accurately calculate daylight levels within this neighbouring property.
- 6.32. The results of our ADF analysis shows that 28 of the 64 rooms assessed would achieve ADF levels in line with the BRE targets. Of the 36 remaining rooms, 12 do not achieve the targets within the existing scenario.
- 6.33. As mentioned above, a large number of windows within this property will be set below balconies which makes the rooms beneath particularly sensitive. Where such design constraints are present, a degree of shift in daylighting levels is inevitable and flexibility is encouraged under the BRE guide.
- 6.34. The guidelines suggest that an assessment considering the daylight levels without balconies is useful to demonstrate the impact the neighbouring design has on daylight potential given the trade off with the provision of balcony amenity space. This assessment has been undertaken and the results are attached at appendix 2.
- 6.35. When we consider ADF levels without balconies, the compliance rate increases, with 53 of the 64 rooms meeting the suggested ADF targets. This demonstrates that the presence of balconies is the main driver behind the lower internal daylight levels.
- 6.36. Of the 11 remaining rooms, 5 are LKD's, 2 of which (labelled R14 at first floor and R4 at second floor) retain an ADF of 1.4%, just below the suggested 1.5% target. The 3 other LKD's (labelled R12 at first floor, R11 at second and third floor) all retain at least 1.2% ADF and experience reductions from their existing ADF no greater than 19%.
- 6.37. The remaining 5 rooms (labelled R6 and R7 at first floor, R5 at second – fourth floor) are all bedrooms, which have the lowest requirement for natural daylight and achieve ADF levels of between 0.5% - 0.8%.
- 6.38. The 1 remaining room is a LKD at ground floor, (labelled R5) which is served by a window recessed from the main building façade (as illustrated in the image below), rather than beneath a balcony, making it unusually sensitive to any change as recognised in the guidelines.

*Image 3: Example of a room primarily served by a window that is recessed from the main building façade. Such features inherently make the room more sensitive to any change in daylight amenity.*



- 6.39. In looking at the VSC assessment, 48 of the 95 windows assessed with balconies removed will retain at least 0.8 times their former value and therefore fully comply with the BRE targets.
- 6.40. Of the 47 windows that fall below the targets, 38 retain absolute VSC values of at least c. 14%, which is considered typical for an urban environment and is comparable to other similar regeneration schemes as confirmed by the recent Whitechapel Estate appeal noted at 2.16 above.
- 6.41. Of the remaining 9 windows, 8 are secondary windows (labelled W9 at ground floor, W18 and W20 at first floor, W6, W17, W19 and W25 at second floor and W6 and W17 at third floor,) serving living / kitchen / dining rooms. The primary windows serving these rooms, all either fully comply with the BRE targets or retain absolute VSC levels of at least c. 18%.
- 6.42. The 1 remaining window (labelled W13 at third floor) serves a bedroom which has the lowest requirement for natural daylight and retains 0.6 times its former value. This window also serves a room that is shown to achieve an ADF of 1.1%, above the 1% target.
- 6.43. With regard to the NSC assessment, 58 of the 64 rooms assessed would retain at least 0.8 times their former value and therefore fully comply with the BRE targets when the balconies are removed.
- 6.44. Of the 6 remaining rooms, 2 (labelled R7 at first floor and R4 at third floor) retain 0.7 times their former value, just below the suggested target. The LKD at second floor (labelled R4) is served by a window recessed into the building's façade and retains 0.6 times its former value. All other remaining rooms are bedrooms which retain at least 0.5 times their former value.
- 6.45. Overall the retained daylight levels within this property remain in line with levels that are considered typical for an urban environment. The effects are considered to be acceptable in accordance with the flexibility encouraged within the BRE guidance as well as the London Plan Housing SPG and the NPPF. Where daylight levels are most constrained, these are to rooms that are inherently sensitive due to being recessed from the façade.

*Sunlight*

- 6.46. None of the site facing windows within this property are oriented within 90 degrees

of due south and are therefore not relevant for the sunlight assessment in accordance with the BRE guidelines.

## **2 Claremont Avenue**

- 6.47. This residential property is situated to the south east of the site. It has windows serving habitable rooms that have an oblique view of the proposal and have therefore been included within our assessment.

### *Daylight*

- 6.48. The results of our VSC assessment have shown that all windows retain in excess of 0.8 times their former value and, as such, the proposed scheme is fully compliant with the BRE criteria.
- 6.49. The NSC analysis shows no noticeable reduction as a result of the proposal and is therefore fully compliant with the BRE criteria.

### *Sunlight*

- 6.50. None of the site facing windows within this property are oriented within 90 degrees of due south and are therefore not relevant for the sunlight assessment in accordance with the BRE guidelines.

## **123 – 139 West Barnes Lane**

- 6.51. These residential properties are situated to the east of the site, beyond the railway line. They have windows serving habitable rooms that have an oblique view of the proposal and have therefore been included within our assessment.

### *Daylight*

- 6.52. The results of our VSC assessment have shown that all windows retain in excess of 0.8 times their former value and, as such, the proposed scheme is fully compliant with the BRE criteria.
- 6.53. The NSC analysis shows no noticeable reduction as a result of the proposal and is therefore fully compliant with the BRE criteria.

### *Sunlight*

- 6.54. All windows within 90 degrees of due south have been assessed under the Annual Probable Sunlight Hours (APSH) sunlight assessment, in line with the BRE criteria.
- 6.55. The results from our studies indicate that all windows that are relevant for assessment show full compliance with the recommendations of the BRE guidance in regard to sunlight.

## **2 – 22 Seaforth Avenue**

6.56. These residential properties are situated to the east of the site, beyond the railway line. No's 2 – 12 comprise commercial use at ground floor with residential uses at the upper floors. No's 14 - 22 are solely of residential use. In accordance with the BRE guidelines our assessment has considered all habitable spaces.

### *Daylight*

6.57. The results of our VSC assessment have shown that all windows retain in excess of 0.8 times their former value and, as such, the proposed scheme is fully compliant with the BRE criteria.

6.58. The NSC analysis shows no noticeable reduction as a result of the proposal and is therefore fully compliant with the BRE criteria.

### *Sunlight*

6.59. None of the site facing windows within this property are oriented within 90 degrees of due south and are therefore not relevant for the sunlight assessment in accordance with the BRE guidelines.

## **Internal Amenity**

6.60. In addition to the external effects of the scheme we have considered internal amenity within the proposed residential accommodation.

6.61. Full results of the internal daylight study are attached within appendix 3. Drawings showing the internal layouts of the proposed accommodation with window and room labels are attached within appendix 1.

### *Daylight*

6.62. The results of the Average Daylight Factor (ADF) have shown that 1,261 of the 1,293 rooms assessed meet the BRE and British Standard guidance criteria. This 98% compliance rate is excellent, particularly for an urban location.

6.63. To the remaining rooms deviations are very marginal at generally within 0.1% - 0.2% of the target values which will be an unnoticeable deviation from the targets.

6.64. Elsewhere the rooms are served by windows located beneath balconies which offers private external amenity but slightly limits the amount of daylight that is available.

6.65. There is therefore a direct trade-off between the amenity provided by the balconies and the lower potential for daylight. Whilst the daylight levels to these isolated rooms are lower than the suggested BRE target, the use of an outdoor amenity space can be equally beneficial to the occupants and the amenity benefits associated with the balconies offset any associated reduction in daylight.



## 7. Overshadowing

- 7.1. The BRE guide sets out a methodology for assessing shading impacts upon specific areas of amenity space. We have therefore undertaken a Sunlight Amenity assessment in respect of the proposed amenity areas within the proposed site, as well as the existing surrounding amenity areas. For an amenity area to be considered well sunlit, the BRE guide suggests that at least 50% of the space should enjoy at least 2 hours of direct sunlight on March 21<sup>st</sup>.
- 7.2. If, as a result of a development or due to existing low levels of direct sunlight, an existing amenity area does not meet the guidelines, the BRE guidelines consider a reduction of more than 20% to be noticeable.
- 7.3. The results of our analysis show that the proposed internal amenity areas that are within the courtyard, will remain fully compliant with the BRE criteria, by having at least 50% of its space receiving 2 hours or more of direct sunlight on March 21<sup>st</sup>.
- 7.4. With regard to the assessment considering the existing surrounding amenity areas, we have considered the spaces to the north that are within the school grounds. Our analysis has shown all areas assessed will remain fully compliant with the BRE criteria, by having at least 50% of its space receiving 2 hours or more of direct sunlight on March 21<sup>st</sup>.

## 8. Conclusions

- 8.1. This practice has considered the potential daylight and sunlight effects of the TP Bennett proposal at 265 Burlington Road, New Malden. The quality of daylight and sunlight within the neighbouring residential properties has been assessed using the VSC, NSC and APSH assessment methods as recommended within the BRE document 'Site Layout Planning for Daylight and Sunlight – A Guide to Good Practice' and the British Standard document BS8206 pt2.
- 8.2. The results of the daylight (VSC, NSC and ADF) assessment to the surrounding properties have shown the effects to the vast majority of windows and rooms neighbouring the site are unnoticeable and are fully compliant with reference to the targets set within the BRE guidance.
- 8.3. Where deviations from the targets occur these are generally either minor or are to windows and rooms that retain daylight amenity in line with those typically found in urban centres and those currently existing around the site.
- 8.4. Where retained daylight levels are more constrained, these are to windows and rooms that are unusually sensitive due to their recessed nature from the main building line within 300 Burlington Road. As such, even relatively minor absolute changes in daylight result in greater proportional reductions.

- 8.5. The APSH sunlight assessment has shown that all windows remain fully compliant with the BRE targets with the proposal in place.
- 8.6. Daylight has been a key consideration influencing the design process and the scheme performs well in regards to the internal daylight assessment. The results show excellent levels of overall compliance with c.98% of rooms achieving or exceeding the BRE targets. The small number of rooms that fall below the targets are all served by windows located beneath a balcony, which offer private external amenity as a trade-off for reduced daylight potential.
- 8.7. The overshadowing assessment has shown that both the existing amenity areas tested and the proposed internal amenity areas within the scheme will achieve excellent levels of direct sunlight and fully comply with the BRE targets.
- 8.8. In conclusion, the impacts of the proposed development on surrounding residential properties are considered to be acceptable and accord with the NPPF and Mayor's Housing SPG, which state that policies and guidance relating to daylight and sunlight need to be applied flexibly for higher density developments to optimise the use of development sites, particularly for securing housing delivery. In addition, the scheme will provide future occupants with excellent levels of internal daylight amenity and well-lit communal spaces.

**EB7 LIMITED**



# Appendix 1

Drawings of the existing, proposed and surrounding buildings



Sources of information

**Survey SOLUTIONS**

- 22753se-01.dwg
- 22753se-02.dwg
- 22753se-03.dwg
- 22753se-04.dwg
- 22753se-05.dwg
- 22753se-06.dwg
- 22753se-07.dwg
- 22753se-08.dwg
- 22753UG-01.dwg
- Received 05/10/2018

**TP BENNET Architecture**

- E1180\_X\_LVL 01.dwg
- E1180\_X\_LVL 02-05.dwg
- E1180\_X\_LVL 06.dwg
- E1180\_X\_LVL 07.dwg
- E1180\_X\_LVL 08.dwg
- E1180\_X\_LVL 09.dwg
- E1180\_X\_LVL 10.dwg
- E1180\_X\_LVL 11.dwg
- E1180\_X\_LVL 12.dwg
- E1180\_X\_LVL 13.dwg
- E1180\_X\_LVL 14.dwg
- E1180D6300P1.dwg
- E1180D6301P1.dwg
- E1180D6302P1.dwg
- E1180D6303P1.dwg
- E1180D6304P1.dwg
- E1180D2201P1.dwg
- E1180D2204P1.dwg
- Received 20/05/2019

**EB7 Ltd**

- Site Photographs
- Ordnance Survey

Key:

- Existing
- Proposed

NORTH



Project 265 Burlington Road,  
New Malden

Title Existing Condition  
Plan View

Drawn BA Checked --

Date 22/05/2019 Project 3130

Rel no. 05 Prefix DS01 Page no. 01



Sources of information

**Survey SOLUTIONS**

- 22753se-01.dwg
- 22753se-02.dwg
- 22753se-03.dwg
- 22753se-04.dwg
- 22753se-05.dwg
- 22753se-06.dwg
- 22753se-07.dwg
- 22753se-08.dwg
- 22753UG-01.dwg
- Received 05/10/2018

**TP BENNET Architecture**

- E1180\_X\_LVL 01.dwg
- E1180\_X\_LVL 02-05.dwg
- E1180\_X\_LVL 06.dwg
- E1180\_X\_LVL 07.dwg
- E1180\_X\_LVL 08.dwg
- E1180\_X\_LVL 09.dwg
- E1180\_X\_LVL 10.dwg
- E1180\_X\_LVL 11.dwg
- E1180\_X\_LVL 12.dwg
- E1180\_X\_LVL 13.dwg
- E1180\_X\_LVL 14.dwg
- E1180D6300P1.dwg
- E1180D6301P1.dwg
- E1180D6302P1.dwg
- E1180D6303P1.dwg
- E1180D6304P1.dwg
- E1180D2201P1.dwg
- E1180D2204P1.dwg
- Received 20/05/2019

**EB7 Ltd**

Site Photographs  
 Ordnance Survey

Key:

- Existing
- Proposed

Notes:

All heights and dimensions are in AOD

Project 265 Burlington Road,  
 New Malden

Title Existing Condition  
 3D View

Drawn	BA	Checked	--
Date	22/05/2019	Project	3130
Rel no.	05	Prefix	DS01
		Page no.	02

Sources of information

**Survey SOLUTIONS**

- 22753se-01.dwg
  - 22753se-02.dwg
  - 22753se-03.dwg
  - 22753se-04.dwg
  - 22753se-05.dwg
  - 22753se-06.dwg
  - 22753se-07.dwg
  - 22753se-08.dwg
  - 22753UG-01.dwg
- Received 05/10/2018

**TP BENNET Architecture**

- E1180\_X\_LVL 01.dwg
  - E1180\_X\_LVL 02-05.dwg
  - E1180\_X\_LVL 06.dwg
  - E1180\_X\_LVL 07.dwg
  - E1180\_X\_LVL 08.dwg
  - E1180\_X\_LVL 09.dwg
  - E1180\_X\_LVL 10.dwg
  - E1180\_X\_LVL 11.dwg
  - E1180\_X\_LVL 12.dwg
  - E1180\_X\_LVL 13.dwg
  - E1180\_X\_LVL 14.dwg
  - E1180D6300P1.dwg
  - E1180D6301P1.dwg
  - E1180D6302P1.dwg
  - E1180D6303P1.dwg
  - E1180D6304P1.dwg
  - E1180D2201P1.dwg
  - E1180D2204P1.dwg
- Received 20/05/2019

**EB7 Ltd**

- Site Photographs
- Ordnance Survey

Key:

- Existing
- Proposed

NORTH



Project 265 Burlington Road,  
New Malden

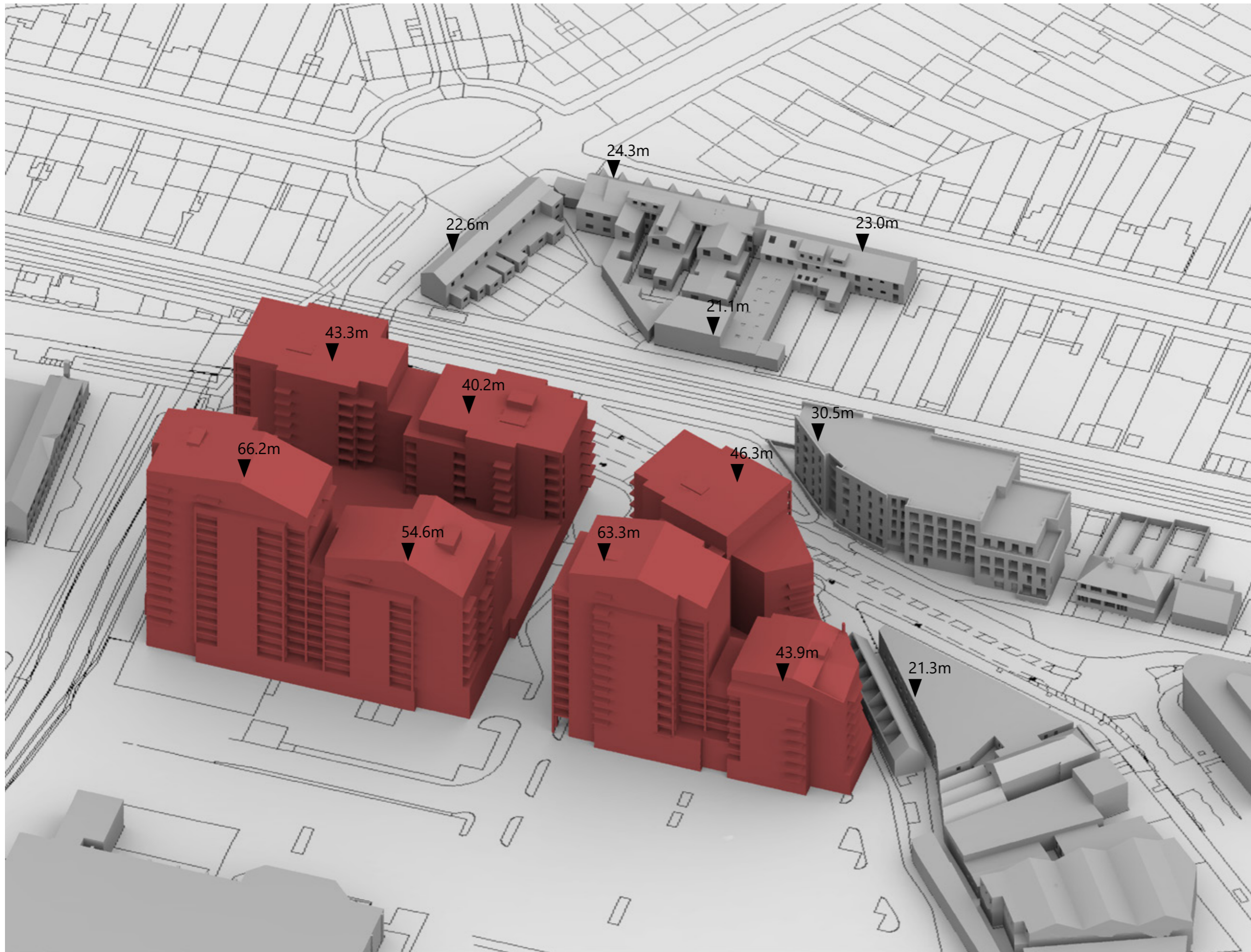
Title Proposed Development  
Plan View

Drawn BA Checked --

Date 22/05/2019 Project 3130

Rel no. 05 Prefix DS01 Page no. 03





Sources of information

**Survey SOLUTIONS**

- 22753se-01.dwg
- 22753se-02.dwg
- 22753se-03.dwg
- 22753se-04.dwg
- 22753se-05.dwg
- 22753se-06.dwg
- 22753se-07.dwg
- 22753se-08.dwg
- 22753UG-01.dwg
- Received 05/10/2018

**TP BENNET Architecture**

- E1180\_X\_LVL 01.dwg
- E1180\_X\_LVL 02-05.dwg
- E1180\_X\_LVL 06.dwg
- E1180\_X\_LVL 07.dwg
- E1180\_X\_LVL 08.dwg
- E1180\_X\_LVL 09.dwg
- E1180\_X\_LVL 10.dwg
- E1180\_X\_LVL 11.dwg
- E1180\_X\_LVL 12.dwg
- E1180\_X\_LVL 13.dwg
- E1180\_X\_LVL 14.dwg
- E1180D6300P1.dwg
- E1180D6301P1.dwg
- E1180D6302P1.dwg
- E1180D6303P1.dwg
- E1180D6304P1.dwg
- E1180D2201P1.dwg
- E1180D2204P1.dwg
- Received 20/05/2019

**EB7 Ltd**

- Site Photographs
- Ordnance Survey

Key:

- Existing
- Proposed

Notes:

All heights and dimensions are in AOD

Project 265 Burlington Road,  
New Malden

Title Proposed Development  
3D View

Drawn BA Checked --

Date 22/05/2019 Project 3130

Rel no. 05 Prefix DS01 Page no. 04



## Appendix 2

Results of the daylight and sunlight assessments  
within neighbouring properties





With balconies

Address	Room	Window	Room Use	Existing VSC	Proposed VSC	Loss	Proportion Retained	Room Area	Existing NSC	Proposed NSC	Loss	Proportion Retained	Existing ADF Window	Proposed ADF Window	Loss	Existing APSH Total	Proposed APSH Total	Total Retained	Winter Retained					
<b>Neba House</b>																								
Ground	R1	W1-L	Residential	29.2	29.2	0.0	1.0						0.0	0.0										
				W1-U										0.5								0.5		
	R1	W2-L		16.4	10.8	5.5	0.7	115.1	99.2	92.4	6.8	0.9	0.0	0.0										
					W2-U																		0.9	1.5
Ground	R2	W3	Residential	17.2	11.3	5.9	0.7						0.8	0.5										
				W4-L										0.0									0.0	
	R2	W4-U		15.7	10.9	4.8	0.7	107.4	85.0	70.9	14.1	0.8	1.2	2.0	0.9	1.4	0.6	9	1	9	1	1.0	1.0	
Ground	R3	W5	Residential	17.0	11.4	5.6	0.7	31.6	29.3	25.6	3.8	0.9	1.9	1.9	1.3	1.3	0.6	9	1	9	1	1.0	1.0	
First	R1	W1	Residential	28.8	14.0	14.8	0.5	17.1	17.0	17.0	0.0	1.0	4.4	4.4	2.3	2.3	2.1	13	2	11	2	0.8	1.0	
First	R2	W2	Residential	28.5	14.4	14.1	0.5	21.9	19.2	13.6	5.7	0.7	3.8	3.8	2.1	2.1	1.7	13	2	12	2	0.9	1.0	
First	R3	W2	Residential	28.5	14.4	14.1	0.5						1.3	0.7										
					W3																		1.3	2.6
<b>Osprey HOuse</b>																								
Ground	R1	W1	Residential	16.8	11.3	5.5	0.7	212.6	72.3	62.4	9.9	0.9	0.5	0.5	0.4	0.4	0.2	7	0	7	0	1.0	0.0	
Ground	R2	W2	Residential	16.8	11.4	5.4	0.7						0.2	0.1										
					W3																		0.2	0.4
First	R1	W1	Residential	28.3	14.9	13.4	0.5	197.3	130.8	82.2	48.6	0.6	0.9	0.9	0.5	0.5	0.4	10	0	10	0	1.0	0.0	
First	R2	W2	Residential	28.4	15.4	13.0	0.5	244.8	126.2	90.2	36.0	0.7	0.7	0.7	0.4	0.4	0.3	10	0	10	0	1.0	0.0	
First	R3	W3	Residential	28.5	16.1	12.4	0.6	252.0	131.4	105.6	25.7	0.8	0.7	0.7	0.4	0.4	0.3	10	0	10	0	1.0	0.0	
<b>Eagle House</b>																								
Ground	R1	W1	Studio	23.1	19.2	4.0	0.8	201.0	144.2	135.3	8.9	0.9	0.8	0.8	0.7	0.7	0.1	9	0	9	0	1.0	0.0	
Ground	R2	W2	Studio	28.3	21.5	6.8	0.8						0.0	0.0										
					W3-L																		0.0	0.0
		W3-U		28.9	22.1	6.8	0.8	219.9	215.1	209.4	5.6	1.0	1.1	1.2	0.9	0.9	0.2	8	0	8	0	1.0	0.0	
Ground	R3	W4	Studio	33.8	24.3	9.5	0.7						0.3	0.2										
					W5																		5.6	5.6
First	R1	W1	Studio	32.5	23.0	9.4	0.7	157.3	149.2	132.6	16.6	0.9	1.2	1.2	0.9	0.9	0.3	11	0	11	0	1.0	0.0	
First	R2	W2	Studio	35.5	24.0	11.5	0.7	114.5	111.8	111.8	0.0	1.0	1.6	1.6	1.2	1.2	0.5	9	0	9	0	1.0	0.0	



Address	Room	Window	Room Use	Existing	Proposed	Loss	Proportion Retained	Room	Existing	Proposed	Loss	Proportion Retained	Existing ADF		Proposed ADF		Loss	Existing APSH		Proposed APSH		Total Retained	Winter Retained
				VSC	VSC			Area	NSC	NSC			Window	Total	Window	Total		Total	Winter	Total	Winter		
	R5	W8-U W9-L W9-U		37.9	19.4	18.5	0.5	145.6	145.6	139.7	5.9	1.0	1.0	2.6	0.5	1.6	1.0	24	4	18	4	0.8	1.0
First	R6	W10-L W10-U	Bedroom	37.9	20.0	17.8	0.5	106.3	101.0	73.9	27.1	0.7	1.3	1.4	0.1	0.8	0.6	24	4	18	4	0.8	1.0
First	R7	W11-L W11-U	Bedroom	37.8	20.8	17.0	0.5	193.6	184.2	115.6	68.6	0.6	0.8	0.9	0.0	0.5	0.4	24	4	18	4	0.8	1.0
First	R10	W14-L W14-U	Bedroom	12.3	5.9	6.3	0.5	149.6	149.0	120.4	28.6	0.8	1.0	1.1	0.1	0.6	0.4	12	3	7	3	0.6	1.0
First	R11	W15-L W15-U	Bedroom	9.7	5.4	4.3	0.6	166.7	164.2	150.1	14.2	0.9	0.7	0.8	0.1	0.5	0.3	10	0	7	0	0.7	0.0
First	R12	W16-L W16-U	LKD	8.6	5.9	2.7	0.7	279.8	275.1	222.5	52.6	0.8	0.5	0.5	0.0	0.3	0.1	10	0	8	0	0.8	0.0
First	R13	W17-L W17-U	Bedroom	8.5	6.2	2.3	0.7	130.4	126.8	107.2	19.6	0.8	0.9	1.0	0.1	0.7	0.2	10	0	8	0	0.8	0.0
First	R14	W18-L W18-U	LKD	4.7	0.9	3.8	0.2						0.0		0.0								
	R14	W19-L W19-U		30.4	22.9	7.5	0.8	266.5	265.9	237.0	28.9	0.9	1.2	1.5	0.1	1.1	0.4	16	2	14	2	0.9	1.0
First	R15	W20-L W20-U	LKD	20.3	11.8	8.5	0.6						0.0		0.0								
	R15	W21-L W21-U		37.5	30.7	6.8	0.8	314.8	314.3	314.3	0.0	1.0	1.2	1.8	0.4	0.3	0.1	39	10	38	10	1.0	1.0
First	R16	W22-L W22-U	Bedroom	9.4	7.8	1.6	0.8	130.2	129.3	129.2	0.1	1.0	0.9	1.0	0.1	0.8	0.1	11	2	10	2	0.9	1.0
First	R17	W23-L W23-U	Bedroom	9.3	7.4	2.0	0.8	156.6	154.6	154.6	0.1	1.0	0.8	0.9	0.1	0.7	0.1	9	0	8	0	0.9	0.0
First	R18	W24-L W24-U	Bedroom	36.9	31.9	5.0	0.9	88.3	83.3	83.3	0.0	1.0	1.4	1.6	0.1	1.3	0.1	36	9	36	9	1.0	1.0
First	R19	W25-L W25-U	Bedroom	36.9	32.4	4.6	0.9						0.1		0.1								
	R19	W26-L W26-U		33.2	33.2	0.0	1.0	194.2	194.2	194.2	0.0	1.0	0.8	1.8	0.8	1.7	0.1	79	25	79	25	1.0	1.0
Second	R1	W1-L W1-U	LKD	16.5	13.0	3.5	0.8	130.5	129.5	127.9	1.6	1.0	1.6	1.8	0.2	1.3	0.3	0	0	0	0	0.0	0.0



Address	Room	Window	Room Use	Existing	Proposed	Loss	Proportion Retained	Room Area	Existing	Proposed	Loss	Proportion Retained	Existing ADF		Proposed ADF		Loss	Existing APSH		Proposed APSH		Total Retained	Winter Retained				
				VSC	VSC				NSC	NSC			Window	Total	Window	Total		Total	Winter	Total	Winter						
Second	R16	W23-L W23-U	Bedroom	10.2	8.2	2.0	0.8	156.6	154.7	154.7	0.0	1.0	0.1	0.8	0.1	0.7	0.8	0.1	10	0	9	0	0.9	0.0			
Second	R17	W24-L W24-U	Bedroom	9.3	8.4	0.9	0.9	130.0	127.8	127.8	0.0	1.0	0.1	0.9	0.1	0.9	1.0	0.1	10	0	10	0	1.0	0.0			
Second	R18	W25-L W25-U	LKD	5.5	2.7	2.8	0.5	280.0	279.6	279.6	0.0	1.0	0.0	0.2	0.0	0.1	1.4	0.3	39	10	39	10	1.0	1.0			
	R18	W26-L W26-U		38.8	34.2	4.6	0.9						0.1	0.1	1.4	1.7									1.2	1.4	
Third	R1	W1-L W1-U	LKD	16.4	13.3	3.1	0.8	131.2	130.2	128.5	1.7	1.0	0.2	1.6	0.2	1.4	1.5	0.3	0	0	0	0	0.0	0.0			
Third	R2	W2-L W2-U	LKD	12.4	10.1	2.3	0.8	262.0	261.9	261.9	0.0	1.0	0.1	0.8	0.1	0.7	1.6	2.7	1.1	2.0	0.7	17	2	10	2	0.6	1.0
	R2	W3-L W3-U		39.2	25.9	13.3	0.7						0.1	0.1													
Third	R3	W4-L W4-U	Bedroom	38.6	24.3	14.3	0.6	193.7	189.1	180.9	8.2	1.0	0.1	0.9	0.1	0.6	0.9	2.0	0.6	1.3	0.7	12	0	6	0	0.5	0.0
	R3	W5-L W5-U		38.6	23.4	15.2	0.6						0.1	0.1													
Third	R4	W6-L W6-U	LKD	5.6	1.0	4.7	0.2	323.9	289.1	165.0	124.1	0.6	0.0	0.4	0.0	0.1	1.3	1.8	0.8	1.0	0.8	28	5	22	5	0.8	1.0
	R4	W7-L W7-U		39.2	23.0	16.2	0.6						0.1	0.1													
Third	R5	W8-L W8-U	Bedroom	38.6	23.2	15.4	0.6	148.5	140.5	73.4	67.1	0.5	0.1	1.1	0.1	0.7	0.8	0.4	24	4	19	4	0.8	1.0			
Third	R6	W9-L W9-U	Bedroom	38.6	23.8	14.8	0.6	156.8	151.6	150.2	1.4	1.0	0.1	1.0	0.1	0.7	1.0	2.2	0.7	1.4	0.7	24	4	19	4	0.8	1.0
	R6	W10-L W10-U		38.6	24.5	14.1	0.6						0.1	0.1													
Third	R9	W13-L W13-U	Bedroom	12.4	7.3	5.2	0.6	142.6	142.0	129.5	12.5	0.9	0.1	1.0	0.1	0.7	0.8	0.4	12	3	10	3	0.8	1.0			
Third	R10	W14-L W14-U	Bedroom	10.5	7.0	3.5	0.7	170.4	168.3	160.9	7.4	1.0	0.1	0.8	0.1	0.6	0.6	0.2	10	0	8	0	0.8	0.0			
Third	R11	W15-L W15-U	LKD	9.3	7.0	2.2	0.8	285.2	280.7	250.1	30.6	0.9	0.1	0.5	0.6	0.4	0.5	0.1	10	0	8	0	0.8	0.0			
Third	R12	W16-L W16-U	Bedroom	9.2	7.2	2.0	0.8	132.8	129.9	124.7	5.2	1.0	0.1	0.9	0.1	0.7	0.8	0.2	9	0	7	0	0.8	0.0			



Address	Room	Window	Room Use	Existing	Proposed	Loss	Proportion Retained	Room Area	Existing	Proposed	Loss	Proportion Retained	Existing ADF		Proposed ADF		Loss	Existing APSH		Proposed APSH		Total Retained	Winter Retained	
				VSC	VSC				NSC	NSC			Window	Total	Window	Total		Total	Winter	Total	Winter			
	R9	W15-L W15-U		39.2	31.2	8.0	0.8	328.5	328.3	265.6	62.7	0.8	0.1	1.3	1.9	1.0	1.6	0.3	39	10	37	10	0.9	1.0
Fourth	R10	W16-L W16-U	Bedroom	10.1	7.8	2.3	0.8	130.2	126.7	123.7	3.0	1.0	0.1	1.0	1.1	0.8	0.9	0.2	12	3	10	3	0.8	1.0
Fourth	R11	W17-L W17-U	Bedroom	10.2	7.3	2.8	0.7	156.4	155.4	148.0	7.5	1.0	0.1	0.8	0.9	0.6	0.7	0.2	9	0	7	0	0.8	0.0
Fourth	R12	W18-L W18-U	Bedroom	8.9	7.6	1.3	0.9	130.1	126.4	125.1	1.3	1.0	0.1	0.9	1.0	0.8	0.9	0.1	10	0	9	0	0.9	0.0
Fourth	R13	W19-L W19-U	LKD	4.7	1.8	2.9	0.4						0.0											
	R13	W20-L W20-U		39.2	33.6	5.6	0.9	267.5	266.9	254.8	12.1	1.0	0.2	1.4	1.8	1.3	1.4	0.3	39	10	38	10	1.0	1.0
<b>2 Claremont Avenue</b>																								
Ground	R7	W1	Residential	12.6	12.1	0.5	1.0	90.7	17.1	17.1	0.0	1.0	0.4	0.4	0.4	0.4	0.0	12	0	12	0	1.0	0.0	
Ground	R8	W2	Residential	12.5	11.6	0.9	0.9	90.7	6.5	6.5	0.0	1.0	0.0	0.0	0.0	0.0	0.0	12	0	12	0	1.0	0.0	
Ground	R9	W3	Residential	35.5	31.6	3.8	0.9						0.8		0.7									
	R9	W4		35.4	31.6	3.7	0.9						1.0		1.0									
	R9	W5		35.4	31.7	3.7	0.9	110.6	109.3	109.3	0.0	1.0	0.8	2.6	0.8	2.5	0.1	35	8	35	8	1.0	1.0	
Ground	R10	W6	Residential	35.2	31.8	3.5	0.9	125.3	123.3	123.3	0.0	1.0	2.9	2.9	2.6	2.6	0.2	35	8	35	8	1.0	1.0	
First	R1	W1-L W1-U	Residential	15.8	14.8	1.0	0.9	124.4	32.6	29.4	3.3	0.9	0.0	0.6	0.6	0.5	0.6	0.0	10	0	10	0	1.0	0.0
First	R2	W2	Residential	36.7	32.9	3.8	0.9	77.1	76.9	76.9	0.0	1.0	2.1	2.1	1.9	1.9	0.2	36	9	36	9	1.0	1.0	
First	R3	W3	Residential	36.7	33.2	3.5	0.9	128.5	128.4	128.4	0.0	1.0	3.0	3.0	2.8	2.8	0.3	36	9	36	9	1.0	1.0	
<b>2a Claremont Avenue</b>																								
Ground	R1	W1	Residential	35.2	32.0	3.1	0.9	121.8	119.6	119.6	0.0	1.0	2.9	2.9	2.7	2.7	0.2	35	8	35	8	1.0	1.0	
Ground	R2	W2	Residential	35.2	32.2	3.0	0.9						0.8		0.8									
	R2	W3		35.1	32.2	2.9	0.9						1.0		1.0									
	R2	W4		35.0	32.2	2.8	0.9	110.6	109.3	109.3	0.0	1.0	0.8	2.6	0.8	2.5	0.1	35	8	35	8	1.0	1.0	
First	R1	W1	Residential	36.6	33.4	3.2	0.9	122.4	122.4	122.4	0.0	1.0	3.0	3.0	2.7	2.7	0.2	36	9	36	9	1.0	1.0	
First	R2	W2	Residential	36.5	33.6	3.0	0.9	77.8	77.4	77.4	0.0	1.0	1.9	1.9	1.8	1.8	0.1	36	9	36	9	1.0	1.0	



Address	Room	Window	Room Use	Existing VSC	Proposed VSC	Loss	Proportion Retained	Room Area	Existing NSC	Proposed NSC	Loss	Proportion Retained	Existing ADF Window	Existing ADF Total	Proposed ADF Window	Proposed ADF Total	Loss	Existing APSH Total	Existing APSH Winter	Proposed APSH Total	Proposed APSH Winter	Total Retained	Winter Retained
<b>123 West Barnes Lane</b>																							
Ground	R1	W1-L W1-U	Residential	37.1	31.8	5.3	0.9	104.8	104.3	104.0	0.3	1.0	0.0 1.3	0.0 1.4	1.2 1.2	0.2 0.2	75	24	64	21	0.9	0.9	
First	R1	W1	Residential	38.4	33.7	4.7	0.9	95.2	93.2	93.2	0.1	1.0	1.5	1.5	1.4	1.4	0.2	80	28	70	25	0.9	0.9
<b>125 West Barnes Lane</b>																							
Ground	R1	W1-L W1-U	Residential	35.2	30.5	4.7	0.9	102.7	101.7	101.6	0.1	1.0	0.0 1.0	0.0 1.0	0.9 0.9	0.1 0.1	67	20	57	17	0.9	0.9	
First	R1	W1	Residential	38.4	34.0	4.3	0.9	95.2	93.6	93.6	0.0	1.0	1.5	1.5	1.4	1.4	0.1	80	28	70	25	0.9	0.9
<b>127 West Barnes Lane</b>																							
Ground	R1	W1-L W1-U	Residential	37.1	32.7	4.4	0.9	189.0	187.0	184.6	2.4	1.0	0.0 0.9	0.0 0.9	0.8 0.8	0.1 0.1	78	27	69	25	0.9	0.9	
First	R1	W1	Residential	38.3	34.5	3.8	0.9	95.2	93.1	93.1	0.0	1.0	1.5	1.5	1.4	1.4	0.1	80	28	72	26	0.9	0.9
<b>129 West Barnes Lane</b>																							
Ground	R1	W1-L W1-U	Residential	6.4	6.4	0.0	1.0						0.0 0.2	0.0 0.2									
	R1	W2-L W2-U		8.5	8.2	0.3	1.0						0.0 0.2	0.0 0.2									
	R1	W3-L W3-U		36.7	32.5	4.2	0.9	147.1	146.3	146.1	0.2	1.0	0.0 1.0	0.0 1.5	0.0 0.9	0.0 1.4	0.1 0.1	77	27	69	25	0.9	0.9
First	R1	W1	Residential	38.2	34.6	3.5	0.9	95.2	93.6	93.6	0.0	1.0	1.5	1.5	1.4	1.4	0.1	80	28	74	26	0.9	0.9
<b>131 West Barnes Lane</b>																							
Ground	R1	W1-L W1-U	Residential	9.6	9.6	0.0	1.0						0.0 0.3	0.0 0.3									
	R1	W2-L W2-U		13.8	13.0	0.9	0.9						0.0 0.4	0.0 0.4									
	R1	W3-L W3-U		36.1	32.7	3.4	0.9	149.7	149.2	149.1	0.0	1.0	0.0 1.0	0.0 1.7	0.0 0.9	0.0 1.6	0.1 0.1	79	27	71	25	0.9	0.9
First	R1	W1	Residential	37.9	34.8	3.2	0.9	95.2	93.0	93.0	0.0	1.0	1.5	1.5	1.4	1.4	0.1	79	27	73	25	0.9	0.9
<b>133 West Barnes Lane</b>																							
Ground	R1	W1-L W1-U	Residential	28.4	27.9	0.4	1.0	139.0	105.5	96.4	9.2	0.9	0.0 0.7	0.0 0.7	0.7 0.7	0.0 0.7	53	20	53	20	1.0	1.0	

Address	Room	Window	Room Use	Existing	Proposed	Loss	Proportion Retained	Room Area	Existing	Proposed	Loss	Proportion Retained	Existing ADF		Proposed ADF		Loss	Existing APSH		Proposed APSH		Total Retained	Winter Retained	
				VSC	VSC				NSC	NSC			Window	Total	Window	Total		Total	Winter	Total	Winter			
First	R1	W1	Residential	37.8	34.9	2.9	0.9	95.2	93.6	93.6	0.0	1.0	1.5	1.5	1.4	1.4	0.1	79	27	72	25	0.9	0.9	
<b>135 West Barnes Lane</b>																								
Ground	R1	W1-L W1-U	Residential	34.1	31.1	3.0	0.9	157.9	155.7	155.4	0.2	1.0	0.0	1.0	0.0	0.9	0.9	0.1	70	21	64	19	0.9	0.9
First	R1	W1	Residential	37.2	34.5	2.7	0.9	95.2	93.1	93.1	0.0	1.0	1.5	1.5	1.4	1.4	0.1	79	27	73	25	0.9	0.9	
<b>137 West Barnes Lane</b>																								
Ground	R1	W1-L W1-U	Residential	31.8	29.1	2.8	0.9	153.9	146.0	146.0	0.0	1.0	0.0	0.9	0.0	0.9	0.1	62	15	55	13	0.9	0.9	
First	R1	W1	Residential	35.0	32.5	2.5	0.9	95.2	93.5	93.5	0.0	1.0	1.4	1.4	1.3	1.3	0.1	72	21	66	19	0.9	0.9	
<b>139 West Barnes Lane</b>																								
Ground	R1	W1-L W1-U	Residential	21.5	21.4	0.0	1.0	156.9	121.4	121.4	0.0	1.0	0.0	0.7	0.0	0.7	0.0	44	6	44	6	1.0	1.0	
First	R1	W1	Residential	33.0	30.8	2.2	0.9						1.0		0.9									
	R1	W2		34.5	34.5	0.0	1.0	156.9	155.9	155.9	0.0	1.0	0.5	1.5	0.5	1.5	0.1	92	22	86	20	0.9	0.9	
<b>2 Seaforth Avenue</b>																								
First	R1	W1	Residential	37.5	31.9	5.7	0.8	187.8	185.0	185.0	0.0	1.0	1.6	1.6	1.4	1.4	0.2	37	7	31	5	0.8	0.7	
First	R2	W2	Residential	34.5	28.8	5.7	0.8	187.1	183.9	183.9	0.1	1.0	1.5	1.5	1.3	1.3	0.2	28	2	22	0	0.8	0.0	
<b>4 Seaforth Avenue</b>																								
First	R1	W1	Residential	38.5	32.5	6.0	0.8	166.9	164.9	164.9	0.0	1.0	2.3	2.3	1.9	1.9	0.3	40	10	34	8	0.9	0.8	
First	R2	W2	Residential	21.1	19.0	2.0	0.9	163.7	128.2	128.2	0.0	1.0	1.1	1.1	1.1	1.1	0.1	20	0	18	0	0.9	0.0	
Second	R1	W1	Residential	38.9	34.0	4.9	0.9						0.7		0.6									
	R1	W2		38.4	33.5	4.9	0.9	177.3	167.7	160.0	7.8	1.0	0.7	1.4	0.6	1.3	0.2	41	11	38	10	0.9	0.9	
<b>6 Seaforth Avenue</b>																								
First	R1	W1	Residential	38.3	32.7	5.6	0.9	152.2	150.6	150.6	0.0	1.0	2.4	2.4	2.1	2.1	0.3	41	11	37	10	0.9	0.9	
First	R2	W2	Residential	24.7	22.5	2.2	0.9	163.6	155.1	155.1	0.0	1.0	1.2	1.2	1.2	1.2	0.1	9	0	6	0	0.7	0.0	
Second	R1	W1	Residential	39.2	34.0	5.2	0.9	122.2	116.6	111.9	4.7	1.0	1.1	1.1	1.0	1.0	0.1	41	11	39	11	1.0	1.0	
Second	R2	W2	Residential	35.7	31.7	4.0	0.9	177.3	137.3	115.0	22.3	0.8	0.7	0.7	0.6	0.6	0.1	33	3	31	3	0.9	1.0	





Address	Room	Window	Room	Existing	Proposed	Loss	Proportion	Room	Existing	Proposed	Loss	Proportion	Existing ADF	Proposed ADF	Loss	Existing APSH	Proposed APSH	Total	Winter		
		Use		VSC	VSC		Retained	Area	NSC	NSC		Retained	Window	Window		Total	Winter	Retained	Retained		
		W2-U						124.8	124.0	124.0	0.0	1.0	1.6	1.7	0.1	38	9	36	9	0.9	1.0



Balconies omitted

Address	Room	Window	Room Use	Existing	Proposed	Loss	Proportion Retained	Room	Existing	Proposed	Loss	Proportion Retained	Existing ADF		Proposed ADF		Loss	Existing APSH		Proposed APSH		Total Retained	Winter Retained
				VSC	VSC			Area	NSC	NSC			Window	Total	Window	Total		Total	Winter	Total	Winter		
<b>300 Burlington Road</b>																							
Ground	R1	W1-L	LKD	37.4	30.9	6.5	0.8	130.4	129.9	128.9	0.9	1.0	0.3	0.3	3.0	0.5	N/A	N/A	N/A	N/A	N/A	N/A	N/A
		W1-U											3.3	2.8									
Ground	R2	W2-L	LKD	37.5	30.3	7.1	0.8	258.9	258.7	258.7	0.0	1.0	0.2	0.1	2.3	0.6	N/A	N/A	N/A	N/A	N/A	N/A	N/A
		W2-U											2.0	1.7									
		W3-L											0.0	0.0									
Ground	R3	W3-U	Bedroom	37.5	19.7	17.8	0.5	186.4	182.2	142.7	39.5	0.8	0.7	2.9	0.4	2.3	0.6	N/A	N/A	N/A	N/A	N/A	N/A
		W4-L											0.1	0.0									
		W4-U											0.9	0.5									
Ground	R3	W5-L	Bedroom	37.5	18.7	18.8	0.5	186.4	182.2	142.7	39.5	0.8	0.1	0.0	1.1	0.8	N/A	N/A	N/A	N/A	N/A	N/A	
		W5-U											0.1	0.0									
		W5-U											0.9	0.5									
Ground	R5	W7-L	LKD	37.1	17.6	19.5	0.5	314.5	300.8	264.1	36.7	0.9	0.0	0.0	0.9	0.9	N/A	N/A	N/A	N/A	N/A	N/A	
		W7-U											0.6	0.3									
		W8-L											0.0	0.0									
		W8-U											0.6	0.3									
Ground	R5	W9-L	LKD	13.0	5.0	8.0	0.4	314.5	300.8	264.1	36.7	0.9	0.1	0.0	0.2	0.9	0.9	N/A	N/A	N/A	N/A	N/A	
		W9-U											0.5	1.7									
		W9-U											0.2	0.9									
Ground	R9	W15-L	LKD	35.6	31.0	4.6	0.9	225.1	181.8	181.7	0.0	1.0	0.1	0.1	1.5	0.2	N/A	N/A	N/A	N/A	N/A	N/A	
		W15-U											1.5	1.4									
Ground	R9	W14-L	LKD	8.1	7.6	0.5	0.9	225.1	181.8	181.7	0.0	1.0	0.0	0.0	0.0	1.5	0.2	N/A	N/A	N/A	N/A	N/A	
		W14-U											0.0	0.0									
First	R1	W1-L	LKD	38.3	32.2	6.2	0.8	130.5	130.0	129.5	0.5	1.0	0.3	0.3	3.4	0.5	N/A	N/A	N/A	N/A	N/A	N/A	
		W1-U											3.4	2.9									
First	R2	W2-L	LKD	38.3	31.6	6.7	0.8	259.9	259.7	259.7	0.0	1.0	0.2	0.2	3.0	0.6	N/A	N/A	N/A	N/A	N/A	N/A	
		W2-U											2.0	1.7									
		W3-L											0.1	0.0									
First	R2	W3-U	LKD	38.0	22.4	15.6	0.6	259.9	259.7	259.7	0.0	1.0	0.7	3.0	0.5	2.4	0.6	N/A	N/A	N/A	N/A	N/A	
		W4-L											0.1	0.0									
		W4-U											0.9	0.5									
First	R3	W5-L	Bedroom	38.0	21.1	16.9	0.6	191.9	187.6	155.4	32.1	0.8	0.1	0.0	1.9	0.8	N/A	N/A	N/A	N/A	N/A	N/A	
		W5-U											0.1	0.0									
		W5-U											0.9	0.5									
First	R4	W6-L	Bedroom	16.0	7.9	8.1	0.5	105.8	95.4	91.9	3.5	1.0	0.2	0.1	1.7	0.7	N/A	N/A	N/A	N/A	N/A	N/A	
		W6-U											1.7	1.1									
First	R5	W7-L	Bedroom	20.9	15.7	5.1	0.8	145.6	145.6	139.7	5.9	1.0	0.1	0.1	2.9	1.1	N/A	N/A	N/A	N/A	N/A	N/A	
		W7-U											0.7	0.6									
		W8-L											0.1	0.0									
		W8-U											1.0	0.5									
First	R5	W9-L	Bedroom	37.9	19.4	18.5	0.5	145.6	145.6	139.7	5.9	1.0	0.1	0.0	1.0	2.9	1.1	N/A	N/A	N/A	N/A	N/A	
		W9-U											0.1	0.0									
First	R6	W10-L	Bedroom	37.9	20.0	17.8	0.5	106.3	101.0	73.9	27.1	0.7	0.1	0.1	1.3	1.4	0.6	N/A	N/A	N/A	N/A	N/A	
		W10-U											1.3	0.7									







Address	Room	Window	Room Use	Existing	Proposed	Loss	Proportion Retained	Room	Existing	Proposed	Loss	Proportion Retained	Existing ADF		Proposed ADF		Loss	Existing APSH		Proposed APSH		Total Retained	Winter Retained
				VSC	VSC			Area	NSC	NSC			Window	Total	Window	Total		Total	Winter	Total	Winter		
	R2	W3-L W3-U		39.2	25.9	13.3	0.7	262.0	261.9	261.9	0.0	1.0	0.1 1.6	4.0	0.1 1.1	3.2	0.8	N/A	N/A	N/A	N/A	N/A	N/A
Third	R3	W4-L W4-U	Bedroom	38.6	24.3	14.3	0.6						0.1 0.9		0.1 0.6								
	R3	W5-L W5-U		38.6	23.4	15.2	0.6	193.7	189.1	180.9	8.2	1.0	0.1 0.9	2.0	0.1 0.6	1.3	0.7	N/A	N/A	N/A	N/A	N/A	N/A
Third	R4	W6-L W6-U	LKD	18.4	11.6	6.8	0.6						0.1 0.8		0.1 0.6								
	R4	W7-L W7-U		39.2	23.0	16.2	0.6	323.9	296.4	228.5	68.0	0.8	0.1 1.3	2.3	0.1 0.8	1.5	0.7	N/A	N/A	N/A	N/A	N/A	N/A
Third	R5	W8-L W8-U	Bedroom	38.6	23.2	15.4	0.6	148.5	140.5	73.4	67.1	0.5	0.1 1.1	1.2	0.1 0.7	0.8	0.4	N/A	N/A	N/A	N/A	N/A	N/A
Third	R6	W9-L W9-U	Bedroom	38.6	23.8	14.8	0.6						0.1 1.0		0.1 0.7								
	R6	W10-L W10-U		38.6	24.5	14.1	0.6	156.8	151.6	150.2	1.4	1.0	0.1 1.0	2.2	0.1 0.7	1.4	0.7	N/A	N/A	N/A	N/A	N/A	N/A
Third	R9	W13-L W13-U	Bedroom	20.9	12.5	8.4	0.6	142.6	142.4	134.6	7.8	0.9	0.2 1.3	1.5	0.1 0.9	1.1	0.4	N/A	N/A	N/A	N/A	N/A	N/A
Third	R10	W14-L W14-U	Bedroom	32.2	25.1	7.1	0.8	170.4	170.0	167.6	2.4	1.0	0.2 1.8	1.9	0.1 1.5	1.7	0.3	N/A	N/A	N/A	N/A	N/A	N/A
Third	R11	W15-L W15-U	LKD	36.4	29.5	6.9	0.8	285.2	283.9	262.1	21.8	0.9	0.1 1.4	1.5	0.1 1.2	1.3	0.2	N/A	N/A	N/A	N/A	N/A	N/A
Third	R12	W16-L W16-U	Bedroom	30.4	23.8	6.7	0.8	132.8	132.2	132.2	0.0	1.0	0.2 2.2	2.4	0.2 1.8	2.0	0.4	N/A	N/A	N/A	N/A	N/A	N/A
Third	R13	W17-L W17-U	LKD	20.6	13.6	7.0	0.7						0.0 0.5		0.0 0.4								
	R13	W18-L W18-U		39.1	32.8	6.4	0.8	273.0	272.8	258.4	14.4	0.9	0.1 1.4	2.0	0.1 1.2	1.7	0.3	N/A	N/A	N/A	N/A	N/A	N/A
Third	R14	W19-L W19-U	Bedroom	39.1	33.3	5.8	0.9	162.8	161.6	161.6	0.0	1.0	0.1 1.6	1.7	0.1 1.4	1.5	0.2	N/A	N/A	N/A	N/A	N/A	N/A
Third	R15	W20-L W20-U	Bedroom	39.1	33.8	5.3	0.9	99.9	99.2	99.2	0.0	1.0	0.2 2.3	2.5	0.2 2.0	2.2	0.3	N/A	N/A	N/A	N/A	N/A	N/A
Third	R16	W21-L W21-U	Bedroom	39.1	34.2	4.8	0.9	135.6	132.8	132.8	0.0	1.0	0.2 1.9	2.1	0.2 1.7	1.9	0.2	N/A	N/A	N/A	N/A	N/A	N/A
Third	R17	W22-L W22-U	LKD	39.0	34.6	4.4	0.9	128.8	126.8	126.8	0.0	1.0	0.2 1.9	2.1	0.2 1.8	1.9	0.2	N/A	N/A	N/A	N/A	N/A	N/A
Fourth	R1	W1-L W1-U	LKD	39.2	34.9	4.3	0.9	130.4	129.9	129.7	0.2	1.0	0.3 3.4	3.7	0.3 3.1	3.4	0.4	N/A	N/A	N/A	N/A	N/A	N/A





# Appendix 3

Internal daylight study

Floor	Room ID	Window ID	Room Use	VSC	Win. Trans.	Glazing Area	Theta	Room Area	Room	ADF	TOTAL ADF
<b>BLOCK A</b>											
First	R1	W1-L	Residential	12.77	0.68	1.64	40.50	77.86	0.72	0.5	<b>5.2</b>
		W1-U	Residential	4.39	0.68	3.64	22.90	77.86	0.72	1.5	
		W2-L	Residential	16.85	0.68	0.51	47.55	77.86	0.72	0.2	
		W2-U	Residential	17.08	0.68	1.13	47.94	77.86	0.72	1.0	
		W3-L	Residential	16.47	0.68	0.89	46.90	77.86	0.72	0.3	
		W3-U	Residential	16.62	0.68	1.97	47.15	77.86	0.72	1.7	
First	R2	W4-L	Bedroom	15.43	0.68	0.89	45.13	54.72	0.74	0.4	<b>2.8</b>
		W4-U	Bedroom	15.58	0.68	1.97	45.39	54.72	0.74	2.4	
First	R3	W5-L	Bedroom	14.26	0.68	0.89	43.13	63.93	0.73	0.3	<b>2.3</b>
		W5-U	Bedroom	14.39	0.68	1.97	43.35	63.93	0.73	1.9	
First	R4	W6-L	Living Room	12.78	0.68	0.89	40.51	81.51	0.73	0.3	<b>2.3</b>
		W6-U	Living Room	12.88	0.68	1.97	40.68	81.51	0.73	1.4	
		W7-L	Living Room	8.44	0.68	0.51	32.26	81.51	0.73	0.1	
		W7-U	Living Room	6.01	0.68	1.13	26.93	81.51	0.73	0.5	
First	R5	W8-L	Bedroom	8.55	0.68	0.70	32.47	52.28	0.74	0.3	<b>1.2</b>
		W8-U	Bedroom	3.84	0.68	1.55	21.42	52.28	0.74	0.9	
First	R6	W9-L	Bedroom	10.55	0.68	0.51	36.40	63.96	0.73	0.2	<b>0.8</b>
		W9-U	Bedroom	4.92	0.68	1.13	24.28	63.96	0.73	0.6	
First	R7	W10-L	Bedroom	18.02	0.68	0.89	49.49	51.22	0.74	0.5	<b>3.4</b>
		W10-U	Bedroom	18.22	0.68	1.97	49.83	51.22	0.74	2.8	
First	R8	W11-L	Bedroom	19.33	0.68	0.89	51.67	47.92	0.74	0.6	<b>3.8</b>
		W11-U	Bedroom	19.56	0.68	1.97	52.04	47.92	0.74	3.2	
First	R9	W12-L	Bedroom	20.15	0.68	0.89	53.02	54.25	0.74	0.5	<b>3.4</b>
		W12-U	Bedroom	20.43	0.68	1.97	53.47	54.25	0.74	2.9	
First	R10	W13-L	Living Room	19.42	0.68	1.64	51.82	91.45	0.72	0.5	<b>2.8</b>
		W13-U	Living Room	12.41	0.68	3.64	39.84	91.45	0.72	2.2	
First	R11	W14-L	Bedroom	26.41	0.68	0.89	63.40	51.09	0.74	0.7	<b>3.5</b>
		W14-U	Bedroom	17.92	0.68	1.97	49.34	51.09	0.74	2.8	
First	R12	W15-L	Bedroom	24.87	0.68	0.89	60.81	53.52	0.74	0.6	<b>3.2</b>
		W15-U	Bedroom	16.82	0.68	1.97	47.49	53.52	0.74	2.6	
First	R13	W16-L	Living Room	11.77	0.68	0.51	38.68	95.90	0.72	0.1	<b>3.6</b>
		W16-U	Living Room	8.15	0.68	1.12	31.65	95.90	0.72	0.5	
		W17-L	Living Room	38.38	0.68	0.89	86.82	95.90	0.72	0.5	
		W17-U	Living Room	38.01	0.68	1.97	85.92	95.90	0.72	2.5	
First	R14	W18-L	Bedroom	37.25	0.68	0.89	84.16	47.73	0.74	0.9	<b>6.1</b>
		W18-U	Bedroom	36.95	0.68	1.97	83.48	47.73	0.74	5.2	
First	R15	W19-L	Bedroom	34.00	0.68	0.89	77.21	51.95	0.74	0.8	<b>4.8</b>
		W19-U	Bedroom	30.50	0.68	1.97	70.56	51.95	0.74	4.0	
First	R16	W20-L	Living Room	30.12	0.68	1.14	69.87	70.18	0.73	0.7	<b>5.9</b>
		W20-U	Living Room	19.83	0.68	2.52	52.48	70.18	0.73	2.7	
		W21-L	Living Room	19.44	0.68	0.89	51.85	70.18	0.73	0.4	
		W21-U	Living Room	19.45	0.68	1.97	51.87	70.18	0.73	2.1	
First	R17	W22-L	Bedroom	25.61	0.68	0.89	62.06	58.07	0.73	0.6	<b>3.6</b>
		W22-U	Bedroom	25.56	0.68	1.97	61.97	58.07	0.73	3.1	
First	R18	W23-L	Bedroom	32.66	0.68	0.89	74.58	50.87	0.74	0.8	<b>5.1</b>
		W23-U	Bedroom	32.62	0.68	1.97	74.51	50.87	0.74	4.3	
First	R19	W24-L	Bedroom	34.90	0.68	0.89	79.05	53.79	0.74	0.8	<b>5.1</b>
		W24-U	Bedroom	34.92	0.68	1.97	79.10	53.79	0.74	4.3	
First	R20	W25-L	LKD	35.38	0.68	0.89	80.06	123.28	0.72	0.3	<b>4.3</b>
		W25-U	LKD	35.58	0.68	1.97	80.49	123.28	0.72	1.8	
		W26-L	LKD	13.63	0.68	1.64	42.04	123.28	0.72	0.3	
		W26-U	LKD	6.22	0.68	3.64	27.42	123.28	0.72	1.1	
		W27-L	LKD	18.30	0.68	0.51	49.97	123.28	0.72	0.1	
		W27-U	LKD	19.24	0.68	1.13	51.52	123.28	0.72	0.7	

Floor	Room ID	Window ID	Room Use	VSC	Win. Trans.	Glazing Area	Theta	Room Area	Room	ADF	TOTAL ADF
Second	R1	W1-L	Living Room	15.92	0.68	1.64	45.96	77.86	0.72	0.2	<b>5.1</b>
		W1-U	Living Room	6.09	0.68	3.64	27.12	77.86	0.72	1.8	
		W2-L	Living Room	18.56	0.68	0.51	50.39	77.86	0.72	0.1	
		W2-U	Living Room	18.81	0.68	1.13	50.80	77.86	0.72	1.1	
		W3-L	Living Room	18.16	0.68	0.89	49.73	77.86	0.72	0.1	
		W3-U	Living Room	18.33	0.68	1.97	50.01	77.86	0.72	1.8	
Second	R2	W4-L	Bedroom	16.98	0.68	0.89	47.76	54.72	0.74	0.2	<b>2.7</b>
		W4-U	Bedroom	17.14	0.68	1.97	48.03	54.72	0.74	2.6	
Second	R3	W5-L	Bedroom	15.64	0.68	0.89	45.49	63.93	0.73	0.1	<b>2.2</b>
		W5-U	Bedroom	15.80	0.68	1.97	45.76	63.93	0.73	2.1	
Second	R4	W6-L	Living Room	13.93	0.68	0.89	42.55	81.51	0.73	0.1	<b>2.2</b>
		W6-U	Living Room	14.07	0.68	1.97	42.79	81.51	0.73	1.5	
		W7-L	Living Room	9.27	0.68	0.51	33.92	81.51	0.73	0.0	
		W7-U	Living Room	6.69	0.68	1.13	28.50	81.51	0.73	0.6	
Second	R5	W8-L	Bedroom	9.51	0.68	0.70	34.39	42.08	0.74	0.1	<b>1.5</b>
		W8-U	Bedroom	4.80	0.68	1.55	23.97	42.08	0.74	1.3	
Second	R6	W9-L	Bedroom	11.81	0.68	0.51	38.76	64.01	0.73	0.1	<b>0.8</b>
		W9-U	Bedroom	6.19	0.68	1.13	27.35	64.01	0.73	0.7	
Second	R7	W10-L	Bedroom	17.77	0.68	0.51	49.07	55.09	0.74	0.1	<b>1.6</b>
		W10-U	Bedroom	18.10	0.68	1.13	49.63	55.09	0.74	1.5	
Second	R8	W11-L	Bedroom	19.87	0.68	0.89	52.56	51.22	0.74	0.2	<b>3.2</b>
		W11-U	Bedroom	20.12	0.68	1.97	52.97	51.22	0.74	3.0	
Second	R9	W12-L	Bedroom	21.36	0.68	0.89	55.01	47.92	0.74	0.2	<b>3.7</b>
		W12-U	Bedroom	21.66	0.68	1.97	55.51	47.92	0.74	3.5	
Second	R10	W13-L	Bedroom	22.30	0.68	0.89	56.55	54.25	0.74	0.2	<b>3.3</b>
		W13-U	Bedroom	22.63	0.68	1.97	57.09	54.25	0.74	3.1	
Second	R11	W14-L	Living Room	19.74	0.68	1.64	52.34	91.45	0.72	0.2	<b>2.4</b>
		W14-U	Living Room	12.50	0.68	3.64	40.02	91.45	0.72	2.2	
Second	R12	W15-L	Bedroom	26.74	0.68	0.89	63.97	51.09	0.74	0.2	<b>3.1</b>
		W15-U	Bedroom	18.02	0.68	1.97	49.50	51.09	0.74	2.8	
Second	R13	W16-L	Bedroom	25.19	0.68	0.89	61.35	53.52	0.74	0.2	<b>2.8</b>
		W16-U	Bedroom	16.92	0.68	1.97	47.66	53.52	0.74	2.6	
Second	R14	W17-L	Living Room	11.83	0.68	0.51	38.79	95.90	0.72	0.0	<b>3.2</b>
		W17-U	Living Room	8.17	0.68	1.12	31.69	95.90	0.72	0.5	
		W18-L	Living Room	38.72	0.68	0.89	87.66	95.90	0.72	0.2	
		W18-U	Living Room	38.11	0.68	1.97	86.16	95.90	0.72	2.5	
Second	R15	W19-L	Living Room	38.72	0.68	0.89	87.66	95.90	0.72	0.2	<b>3.2</b>
		W19-U	Living Room	38.11	0.68	1.97	86.16	95.90	0.72	2.5	
		W20-L	Living Room	12.12	0.68	0.51	39.32	95.90	0.72	0.0	
		W20-U	Living Room	8.39	0.68	1.13	32.15	95.90	0.72	0.5	
Second	R16	W21-L	Bedroom	23.90	0.68	0.89	59.20	53.52	0.74	0.2	<b>2.7</b>
		W21-U	Bedroom	16.11	0.68	1.97	46.29	53.52	0.74	2.5	
Second	R17	W22-L	Bedroom	25.82	0.68	0.89	62.41	51.24	0.74	0.2	<b>3.0</b>
		W22-U	Bedroom	17.68	0.68	1.97	48.93	51.24	0.74	2.8	
Second	R18	W23-L	Bedroom	33.44	0.68	0.89	76.11	46.40	0.74	0.3	<b>5.1</b>
		W23-U	Bedroom	32.83	0.68	1.97	74.91	46.40	0.74	4.8	
Second	R19	W24-L	Bedroom	34.65	0.68	0.89	78.53	49.21	0.74	0.3	<b>4.6</b>
		W24-U	Bedroom	31.49	0.68	1.97	72.37	49.21	0.74	4.3	
Second	R20	W25-L	LKD	31.24	0.68	1.65	71.91	114.87	0.72	0.2	<b>2.4</b>
		W25-U	LKD	20.66	0.68	3.64	53.85	114.87	0.72	2.4	
		W26-L	LKD	38.26	0.68	0.89	86.52	114.87	0.72	0.1	
		W26-U	LKD	37.85	0.68	1.97	85.56	114.87	0.72	2.1	
		W27-L	LKD	37.00	0.68	0.89	83.59	114.87	0.72	0.1	
		W27-U	LKD	36.71	0.68	1.97	82.94	114.87	0.72	2.0	
		W28-L	LKD	28.73	0.68	0.51	67.41	114.87	0.72	0.1	

Floor	Room ID	Window ID	Room Use	VSC	Win. Trans.	Glazing Area	Theta	Room Area	Room	ADF	TOTAL ADF
		W28-U	LKD	28.55	0.68	1.13	67.08	114.87	0.72	0.9	<b>7.9</b>
Second	R21	W29-L	Bedroom	38.01	0.68	0.89	85.94	47.73	0.74	0.4	
		W29-U	Bedroom	37.71	0.68	1.97	85.22	47.73	0.74	5.3	<b>5.6</b>
Second	R22	W30-L	Bedroom	35.48	0.68	0.89	80.28	51.95	0.74	0.3	
		W30-U	Bedroom	33.38	0.68	1.97	75.98	51.95	0.74	4.3	<b>4.6</b>
Second	R23	W31-L	Living Room	30.81	0.68	1.14	71.12	70.18	0.73	0.3	
		W31-U	Living Room	20.43	0.68	2.52	53.47	70.18	0.73	2.8	
		W32-L	Living Room	20.31	0.68	0.89	53.27	70.18	0.73	0.1	
		W32-U	Living Room	20.17	0.68	1.97	53.05	70.18	0.73	2.1	<b>5.3</b>
Second	R24	W33-L	Bedroom	26.36	0.68	0.89	63.33	58.07	0.73	0.2	
		W33-U	Bedroom	26.15	0.68	1.97	62.96	58.07	0.73	3.1	<b>3.3</b>
Second	R25	W34-L	Bedroom	33.61	0.68	0.89	76.44	50.87	0.74	0.3	
		W34-U	Bedroom	33.38	0.68	1.97	75.98	50.87	0.74	4.4	<b>4.7</b>
Second	R26	W35-L	Bedroom	36.10	0.68	0.89	81.61	53.79	0.74	0.3	
		W35-U	Bedroom	35.88	0.68	1.97	81.13	53.79	0.74	4.4	<b>4.7</b>
Second	R27	W36-L	LKD	37.15	0.68	0.89	83.94	123.28	0.72	0.1	
		W36-U	LKD	36.95	0.68	1.97	83.48	123.28	0.72	1.9	
		W37-L	LKD	18.70	0.68	1.64	50.62	123.28	0.72	0.1	
		W37-U	LKD	8.76	0.68	3.64	32.90	123.28	0.72	1.4	
		W38-L	LKD	22.29	0.68	0.51	56.54	123.28	0.72	0.0	
		W38-U	LKD	22.29	0.68	1.13	56.55	123.28	0.72	0.7	<b>4.3</b>
Third	R1	W1-L	Living Room	18.18	0.68	1.64	49.76	77.86	0.72	0.2	
		W1-U	Living Room	8.40	0.68	3.64	32.17	77.86	0.72	2.2	
		W2-L	Living Room	20.35	0.68	0.51	53.34	77.86	0.72	0.1	
		W2-U	Living Room	20.62	0.68	1.13	53.80	77.86	0.72	1.1	
		W3-L	Living Room	19.92	0.68	0.89	52.64	77.86	0.72	0.1	
		W3-U	Living Room	20.12	0.68	1.97	52.96	77.86	0.72	1.9	<b>5.6</b>
Third	R2	W4-L	Bedroom	18.62	0.68	0.89	50.48	54.72	0.74	0.2	
		W4-U	Bedroom	18.81	0.68	1.97	50.80	54.72	0.74	2.7	<b>2.9</b>
Third	R3	W5-L	Bedroom	17.11	0.68	0.89	47.99	63.93	0.73	0.1	
		W5-U	Bedroom	17.29	0.68	1.97	48.28	63.93	0.73	2.2	<b>2.3</b>
Third	R4	W6-L	Living Room	15.16	0.68	0.89	44.68	81.51	0.73	0.1	
		W6-U	Living Room	15.31	0.68	1.97	44.93	81.51	0.73	1.6	
		W7-L	Living Room	10.17	0.68	0.51	35.67	81.51	0.73	0.0	
		W7-U	Living Room	7.44	0.68	1.13	30.14	81.51	0.73	0.6	<b>2.3</b>
Third	R5	W8-L	Bedroom	10.62	0.68	0.70	36.53	42.08	0.74	0.1	
		W8-U	Bedroom	5.81	0.68	1.55	26.47	42.08	0.74	1.5	<b>1.6</b>
Third	R6	W9-L	Bedroom	13.14	0.68	0.51	41.15	64.01	0.73	0.1	
		W9-U	Bedroom	7.50	0.68	1.13	30.29	64.01	0.73	0.8	<b>0.9</b>
Third	R7	W10-L	Bedroom	19.43	0.68	0.51	51.84	55.09	0.74	0.1	
		W10-U	Bedroom	19.77	0.68	1.13	52.39	55.09	0.74	1.6	<b>1.7</b>
Third	R8	W11-L	Bedroom	21.86	0.68	0.89	55.83	51.22	0.74	0.2	
		W11-U	Bedroom	22.14	0.68	1.97	56.29	51.22	0.74	3.2	<b>3.4</b>
Third	R9	W12-L	Bedroom	23.54	0.68	0.89	58.60	47.92	0.74	0.2	
		W12-U	Bedroom	23.86	0.68	1.97	59.13	47.92	0.74	3.7	<b>3.9</b>
Third	R10	W13-L	Bedroom	24.56	0.68	0.89	60.30	54.25	0.74	0.2	
		W13-U	Bedroom	24.92	0.68	1.97	60.90	54.25	0.74	3.3	<b>3.5</b>
Third	R11	W14-L	Living Room	19.74	0.68	1.64	52.34	91.45	0.72	0.2	
		W14-U	Living Room	12.50	0.68	3.64	40.02	91.45	0.72	2.2	<b>2.4</b>
Third	R12	W15-L	Bedroom	26.74	0.68	0.89	63.97	51.09	0.74	0.2	
		W15-U	Bedroom	18.02	0.68	1.97	49.50	51.09	0.74	2.8	<b>3.1</b>
Third	R13	W16-L	Bedroom	25.19	0.68	0.89	61.35	53.52	0.74	0.2	
		W16-U	Bedroom	16.92	0.68	1.97	47.66	53.52	0.74	2.6	<b>2.8</b>
Third	R14	W17-L	Living Room	11.83	0.68	0.51	38.79	95.90	0.72	0.0	

Floor	Room ID	Window ID	Room Use	VSC	Win. Trans.	Glazing Area	Theta	Room Area	Room	ADF	TOTAL ADF
		W17-U	Living Room	8.17	0.68	1.12	31.69	95.90	0.72	0.5	<b>3.2</b>
		W18-L	Living Room	38.72	0.68	0.89	87.66	95.90	0.72	0.2	
		W18-U	Living Room	38.11	0.68	1.97	86.16	95.90	0.72	2.5	
Third	R15	W19-L	Living Room	38.72	0.68	0.89	87.66	95.90	0.72	0.2	<b>3.2</b>
		W19-U	Living Room	38.11	0.68	1.97	86.16	95.90	0.72	2.5	
		W20-L	Living Room	12.12	0.68	0.51	39.32	95.90	0.72	0.0	
		W20-U	Living Room	8.39	0.68	1.13	32.15	95.90	0.72	0.5	
Third	R16	W21-L	Bedroom	23.90	0.68	0.89	59.20	53.52	0.74	0.2	<b>2.7</b>
		W21-U	Bedroom	16.11	0.68	1.97	46.29	53.52	0.74	2.5	
Third	R17	W22-L	Bedroom	25.82	0.68	0.89	62.41	51.24	0.74	0.2	<b>3.0</b>
		W22-U	Bedroom	17.68	0.68	1.97	48.93	51.24	0.74	2.8	
Third	R18	W23-L	Bedroom	33.45	0.68	0.89	76.12	46.40	0.74	0.3	<b>5.1</b>
		W23-U	Bedroom	32.84	0.68	1.97	74.92	46.40	0.74	4.8	
Third	R19	W24-L	Bedroom	34.66	0.68	0.89	78.55	49.21	0.74	0.3	<b>4.6</b>
		W24-U	Bedroom	31.49	0.68	1.97	72.38	49.21	0.74	4.3	
Third	R20	W25-L	LKD	31.24	0.68	1.65	71.91	114.87	0.72	0.2	<b>7.9</b>
		W25-U	LKD	20.66	0.68	3.64	53.85	114.87	0.72	2.4	
		W26-L	LKD	38.43	0.68	0.89	86.95	114.87	0.72	0.1	
		W26-U	LKD	37.91	0.68	1.97	85.69	114.87	0.72	2.1	
		W27-L	LKD	37.21	0.68	0.89	84.06	114.87	0.72	0.1	
		W27-U	LKD	36.78	0.68	1.97	83.09	114.87	0.72	2.0	
		W28-L	LKD	28.83	0.68	0.51	67.58	114.87	0.72	0.1	
		W28-U	LKD	28.57	0.68	1.13	67.13	114.87	0.72	0.9	
Third	R21	W29-L	Bedroom	38.30	0.68	0.89	86.63	47.73	0.74	0.4	<b>5.6</b>
		W29-U	Bedroom	37.81	0.68	1.97	85.44	47.73	0.74	5.3	
Third	R22	W30-L	Bedroom	35.82	0.68	0.89	80.99	51.95	0.74	0.3	<b>4.6</b>
		W30-U	Bedroom	33.49	0.68	1.97	76.19	51.95	0.74	4.3	
Third	R23	W31-L	Living Room	31.19	0.68	1.14	71.82	70.18	0.73	0.3	<b>5.4</b>
		W31-U	Living Room	20.55	0.68	2.52	53.68	70.18	0.73	2.8	
		W32-L	Living Room	20.73	0.68	0.89	53.97	70.18	0.73	0.1	
		W32-U	Living Room	20.49	0.68	1.97	53.57	70.18	0.73	2.2	
Third	R24	W33-L	Bedroom	26.76	0.68	0.89	64.00	58.07	0.73	0.2	<b>3.4</b>
		W33-U	Bedroom	26.28	0.68	1.97	63.18	58.07	0.73	3.1	
Third	R25	W34-L	Bedroom	34.06	0.68	0.89	77.34	50.87	0.74	0.3	<b>4.7</b>
		W34-U	Bedroom	33.54	0.68	1.97	76.30	50.87	0.74	4.4	
Third	R26	W35-L	Bedroom	36.60	0.68	0.89	82.69	53.79	0.74	0.3	<b>4.7</b>
		W35-U	Bedroom	36.06	0.68	1.97	81.52	53.79	0.74	4.4	
Third	R27	W36-L	LKD	37.67	0.68	0.89	85.13	123.28	0.72	0.1	<b>4.5</b>
		W36-U	LKD	37.14	0.68	1.97	83.90	123.28	0.72	1.9	
		W37-L	LKD	20.50	0.68	1.64	53.59	123.28	0.72	0.2	
		W37-U	LKD	10.58	0.68	3.64	36.45	123.28	0.72	1.5	
		W38-L	LKD	24.28	0.68	0.51	59.83	123.28	0.72	0.1	
		W38-U	LKD	24.32	0.68	1.13	59.90	123.28	0.72	0.8	
Fourth	R1	W1-L	Living Room	20.60	0.68	1.64	53.76	77.86	0.72	0.2	<b>6.1</b>
		W1-U	Living Room	10.89	0.68	3.64	37.05	77.86	0.72	2.5	
		W2-L	Living Room	22.22	0.68	0.51	56.43	77.86	0.72	0.1	
		W2-U	Living Room	22.51	0.68	1.13	56.91	77.86	0.72	1.2	
		W3-L	Living Room	21.78	0.68	0.89	55.70	77.86	0.72	0.1	
		W3-U	Living Room	21.98	0.68	1.97	56.04	77.86	0.72	2.0	
Fourth	R2	W4-L	Bedroom	20.32	0.68	0.89	53.29	54.72	0.74	0.2	<b>3.0</b>
		W4-U	Bedroom	20.51	0.68	1.97	53.62	54.72	0.74	2.9	
Fourth	R3	W5-L	Bedroom	18.64	0.68	0.89	50.52	63.93	0.73	0.2	<b>2.4</b>
		W5-U	Bedroom	18.83	0.68	1.97	50.84	63.93	0.73	2.3	
Fourth	R4	W6-L	Living Room	16.43	0.68	0.89	46.83	81.51	0.73	0.1	<b>2.4</b>
		W6-U	Living Room	16.57	0.68	1.97	47.07	81.51	0.73	1.6	
		W7-L	Living Room	11.07	0.68	0.51	37.38	81.51	0.73	0.1	
		W7-U	Living Room	8.24	0.68	1.13	31.83	81.51	0.73	0.6	



Floor	Room ID	Window ID	Room Use	VSC	Win. Trans.	Glazing Area	Theta	Room Area	Room	ADF	TOTAL ADF
Fourth	R5	W8-L	Bedroom	11.73	0.68	0.70	38.61	42.08	0.74	0.1	<b>1.8</b>
		W8-U	Bedroom	6.84	0.68	1.55	28.83	42.08	0.74	1.6	
Fourth	R6	W9-L	Bedroom	14.48	0.68	0.51	43.50	64.01	0.73	0.1	<b>0.9</b>
		W9-U	Bedroom	8.82	0.68	1.13	33.02	64.01	0.73	0.9	
Fourth	R7	W10-L	Bedroom	21.18	0.68	0.51	54.72	55.09	0.74	0.1	<b>1.8</b>
		W10-U	Bedroom	21.53	0.68	1.13	55.29	55.09	0.74	1.7	
Fourth	R8	W11-L	Bedroom	23.96	0.68	0.89	59.31	51.22	0.74	0.2	<b>3.7</b>
		W11-U	Bedroom	24.29	0.68	1.97	59.85	51.22	0.74	3.4	
Fourth	R9	W12-L	Bedroom	25.84	0.68	0.89	62.44	47.92	0.74	0.3	<b>4.2</b>
		W12-U	Bedroom	26.20	0.68	1.97	63.04	47.92	0.74	3.9	
Fourth	R10	W13-L	Bedroom	26.96	0.68	0.89	64.35	54.25	0.74	0.2	<b>3.7</b>
		W13-U	Bedroom	27.36	0.68	1.97	65.03	54.25	0.74	3.5	
Fourth	R11	W14-L	Living Room	19.74	0.68	1.64	52.34	91.45	0.72	0.2	<b>2.4</b>
		W14-U	Living Room	12.50	0.68	3.64	40.02	91.45	0.72	2.2	
Fourth	R12	W15-L	Bedroom	26.74	0.68	0.89	63.97	51.09	0.74	0.2	<b>3.1</b>
		W15-U	Bedroom	18.02	0.68	1.97	49.50	51.09	0.74	2.8	
Fourth	R13	W16-L	Bedroom	25.19	0.68	0.89	61.35	53.52	0.74	0.2	<b>2.8</b>
		W16-U	Bedroom	16.92	0.68	1.97	47.66	53.52	0.74	2.6	
Fourth	R14	W17-L	Living Room	11.83	0.68	0.51	38.79	95.90	0.72	0.0	<b>3.2</b>
		W17-U	Living Room	8.17	0.68	1.12	31.69	95.90	0.72	0.5	
		W18-L	Living Room	38.72	0.68	0.89	87.66	95.90	0.72	0.2	
		W18-U	Living Room	38.11	0.68	1.97	86.16	95.90	0.72	2.5	
Fourth	R15	W19-L	Living Room	38.72	0.68	0.89	87.66	95.90	0.72	0.2	<b>3.2</b>
		W19-U	Living Room	38.11	0.68	1.97	86.16	95.90	0.72	2.5	
		W20-L	Living Room	12.11	0.68	0.51	39.31	95.90	0.72	0.0	
		W20-U	Living Room	8.39	0.68	1.13	32.15	95.90	0.72	0.5	
Fourth	R16	W21-L	Bedroom	23.90	0.68	0.89	59.20	53.52	0.74	0.2	<b>2.7</b>
		W21-U	Bedroom	16.11	0.68	1.97	46.29	53.52	0.74	2.5	
Fourth	R17	W22-L	Bedroom	25.82	0.68	0.89	62.41	51.24	0.74	0.2	<b>3.0</b>
		W22-U	Bedroom	17.68	0.68	1.97	48.93	51.24	0.74	2.8	
Fourth	R18	W23-L	Bedroom	33.46	0.68	0.89	76.15	46.40	0.74	0.3	<b>5.1</b>
		W23-U	Bedroom	32.86	0.68	1.97	74.96	46.40	0.74	4.8	
Fourth	R19	W24-L	Bedroom	34.69	0.68	0.89	78.63	49.21	0.74	0.3	<b>4.7</b>
		W24-U	Bedroom	31.57	0.68	1.97	72.51	49.21	0.74	4.3	
Fourth	R20	W25-L	LKD	31.24	0.68	1.65	71.91	114.87	0.72	0.2	<b>7.9</b>
		W25-U	LKD	20.66	0.68	3.64	53.85	114.87	0.72	2.4	
		W26-L	LKD	38.43	0.68	0.89	86.95	114.87	0.72	0.1	
		W26-U	LKD	37.91	0.68	1.97	85.69	114.87	0.72	2.1	
		W27-L	LKD	37.21	0.68	0.89	84.06	114.87	0.72	0.1	
		W27-U	LKD	36.78	0.68	1.97	83.09	114.87	0.72	2.0	
		W28-L	LKD	28.83	0.68	0.51	67.58	114.87	0.72	0.1	
		W28-U	LKD	28.57	0.68	1.13	67.13	114.87	0.72	0.9	
Fourth	R21	W29-L	Bedroom	38.31	0.68	0.89	86.64	47.73	0.74	0.4	<b>5.6</b>
		W29-U	Bedroom	37.81	0.68	1.97	85.44	47.73	0.74	5.3	
Fourth	R22	W30-L	Bedroom	35.82	0.68	0.89	80.99	51.95	0.74	0.3	<b>4.6</b>
		W30-U	Bedroom	33.49	0.68	1.97	76.19	51.95	0.74	4.3	
Fourth	R23	W31-L	Living Room	31.19	0.68	1.14	71.82	70.18	0.73	0.3	<b>5.4</b>
		W31-U	Living Room	20.55	0.68	2.52	53.68	70.18	0.73	2.8	
		W32-L	Living Room	21.00	0.68	0.89	54.42	70.18	0.73	0.1	
		W32-U	Living Room	20.77	0.68	1.97	54.04	70.18	0.73	2.2	
Fourth	R24	W33-L	Bedroom	26.77	0.68	0.89	64.02	58.07	0.73	0.2	<b>3.4</b>
		W33-U	Bedroom	26.29	0.68	1.97	63.21	58.07	0.73	3.1	
Fourth	R25	W34-L	Bedroom	34.09	0.68	0.89	77.40	50.87	0.74	0.3	<b>4.7</b>
		W34-U	Bedroom	33.58	0.68	1.97	76.37	50.87	0.74	4.4	

Floor	Room ID	Window ID	Room Use	VSC	Win. Trans.	Glazing Area	Theta	Room Area	Room	ADF	TOTAL ADF
Fourth	R26	W35-L	Bedroom	36.64	0.68	0.89	82.77	53.79	0.74	0.3	<b>4.7</b>
		W35-U	Bedroom	36.11	0.68	1.97	81.61	53.79	0.74	4.4	
Fourth	R27	W36-L	LKD	37.71	0.68	0.89	85.22	123.28	0.72	0.1	<b>4.7</b>
		W36-U	LKD	37.17	0.68	1.97	83.98	123.28	0.72	1.9	
		W37-L	LKD	22.40	0.68	1.64	56.72	123.28	0.72	0.2	
		W37-U	LKD	12.53	0.68	3.64	40.06	123.28	0.72	1.7	
		W38-L	LKD	26.42	0.68	0.51	63.42	123.28	0.72	0.1	
		W38-U	LKD	26.53	0.68	1.13	63.61	123.28	0.72	0.8	
Fifth	R1	W1-L	Living Room	23.19	0.68	1.64	58.03	77.86	0.72	0.3	<b>6.7</b>
		W1-U	Living Room	13.52	0.68	3.64	41.84	77.86	0.72	2.8	
		W2-L	Living Room	24.15	0.68	0.51	59.62	77.86	0.72	0.1	
		W2-U	Living Room	24.45	0.68	1.13	60.11	77.86	0.72	1.2	
		W3-L	Living Room	23.69	0.68	0.89	58.85	77.86	0.72	0.1	
		W3-U	Living Room	23.89	0.68	1.97	59.18	77.86	0.72	2.1	
Fifth	R2	W4-L	Bedroom	22.07	0.68	0.89	56.18	54.72	0.74	0.2	<b>3.2</b>
		W4-U	Bedroom	22.26	0.68	1.97	56.50	54.72	0.74	3.0	
Fifth	R3	W5-L	Bedroom	20.20	0.68	0.89	53.10	63.93	0.73	0.2	<b>2.6</b>
		W5-U	Bedroom	20.39	0.68	1.97	53.41	63.93	0.73	2.4	
Fifth	R4	W6-L	Living Room	17.69	0.68	0.89	48.94	81.51	0.73	0.1	<b>2.6</b>
		W6-U	Living Room	17.84	0.68	1.97	49.19	81.51	0.73	1.7	
		W7-L	Living Room	11.94	0.68	0.51	38.99	81.51	0.73	0.1	
		W7-U	Living Room	9.06	0.68	1.13	33.51	81.51	0.73	0.7	
Fifth	R5	W8-L	Bedroom	12.83	0.68	0.70	40.60	42.08	0.74	0.2	<b>1.9</b>
		W8-U	Bedroom	7.89	0.68	1.55	31.12	42.08	0.74	1.7	
Fifth	R6	W9-L	Bedroom	15.85	0.68	0.51	45.85	64.01	0.73	0.1	<b>1.0</b>
		W9-U	Bedroom	10.07	0.68	1.13	35.48	64.01	0.73	0.9	
Fifth	R7	W10-L	Bedroom	23.04	0.68	0.51	57.77	55.09	0.74	0.1	<b>1.9</b>
		W10-U	Bedroom	23.37	0.68	1.13	58.32	55.09	0.74	1.8	
Fifth	R8	W11-L	Bedroom	26.17	0.68	0.89	63.00	51.22	0.74	0.2	<b>3.9</b>
		W11-U	Bedroom	26.52	0.68	1.97	63.60	51.22	0.74	3.6	
Fifth	R9	W12-L	Bedroom	28.22	0.68	0.89	66.52	47.92	0.74	0.3	<b>4.5</b>
		W12-U	Bedroom	28.60	0.68	1.97	67.19	47.92	0.74	4.2	
Fifth	R10	W13-L	Bedroom	29.45	0.68	0.89	68.69	54.25	0.74	0.2	<b>4.0</b>
		W13-U	Bedroom	29.87	0.68	1.97	69.43	54.25	0.74	3.7	
Fifth	R11	W14-L	Living Room	19.74	0.68	1.64	52.34	91.45	0.72	0.2	<b>2.4</b>
		W14-U	Living Room	12.50	0.68	3.64	40.02	91.45	0.72	2.2	
Fifth	R12	W15-L	Bedroom	26.74	0.68	0.89	63.97	51.09	0.74	0.2	<b>3.1</b>
		W15-U	Bedroom	18.02	0.68	1.97	49.50	51.09	0.74	2.8	
Fifth	R13	W16-L	Bedroom	25.19	0.68	0.89	61.35	53.52	0.74	0.2	<b>2.8</b>
		W16-U	Bedroom	16.92	0.68	1.97	47.66	53.52	0.74	2.6	
Fifth	R14	W17-L	Living Room	11.83	0.68	0.51	38.79	95.90	0.72	0.0	<b>3.2</b>
		W17-U	Living Room	8.17	0.68	1.12	31.69	95.90	0.72	0.5	
		W18-L	Living Room	38.72	0.68	0.89	87.66	95.90	0.72	0.2	
		W18-U	Living Room	38.11	0.68	1.97	86.16	95.90	0.72	2.5	
Fifth	R15	W19-L	Living Room	38.72	0.68	0.89	87.66	95.90	0.72	0.2	<b>3.2</b>
		W19-U	Living Room	38.11	0.68	1.97	86.16	95.90	0.72	2.5	
		W20-L	Living Room	12.12	0.68	0.51	39.32	95.90	0.72	0.0	
		W20-U	Living Room	8.39	0.68	1.13	32.16	95.90	0.72	0.5	
Fifth	R16	W21-L	Bedroom	23.90	0.68	0.89	59.20	53.52	0.74	0.2	<b>2.7</b>
		W21-U	Bedroom	16.11	0.68	1.97	46.29	53.52	0.74	2.5	
Fifth	R17	W22-L	Bedroom	25.83	0.68	0.89	62.42	51.24	0.74	0.2	<b>3.0</b>
		W22-U	Bedroom	17.68	0.68	1.97	48.94	51.24	0.74	2.8	
Fifth	R18	W23-L	Bedroom	33.50	0.68	0.89	76.22	46.40	0.74	0.3	<b>5.1</b>
		W23-U	Bedroom	32.89	0.68	1.97	75.03	46.40	0.74	4.8	
Fifth	R19	W24-L	Bedroom	35.02	0.68	0.89	79.30	49.21	0.74	0.3	

Floor	Room ID	Window ID	Room Use	VSC	Win. Trans.	Glazing Area	Theta	Room Area	Room	ADF	TOTAL ADF
		W24-U	Bedroom	32.55	0.68	1.97	74.37	49.21	0.74	4.4	<b>4.8</b>
Fifth	R20	W25-L	LKD	31.12	0.68	1.65	71.68	114.87	0.72	0.2	
		W25-U	LKD	20.49	0.68	3.64	53.58	114.87	0.72	2.4	
		W26-L	LKD	38.43	0.68	0.89	86.95	114.87	0.72	0.1	
		W26-U	LKD	37.91	0.68	1.97	85.69	114.87	0.72	2.1	
		W27-L	LKD	37.21	0.68	0.89	84.06	114.87	0.72	0.1	
		W27-U	LKD	36.78	0.68	1.97	83.09	114.87	0.72	2.0	
		W28-L	LKD	28.83	0.68	0.51	67.58	114.87	0.72	0.1	
		W28-U	LKD	28.57	0.68	1.13	67.13	114.87	0.72	0.9	<b>7.9</b>
Fifth	R21	W29-L	Bedroom	38.31	0.68	0.89	86.66	47.73	0.74	0.4	
		W29-U	Bedroom	37.81	0.68	1.97	85.44	47.73	0.74	5.3	<b>5.6</b>
Fifth	R22	W30-L	Bedroom	35.82	0.68	0.89	80.99	51.95	0.74	0.3	
		W30-U	Bedroom	33.49	0.68	1.97	76.19	51.95	0.74	4.3	<b>4.6</b>
Fifth	R23	W31-L	Living Room	31.19	0.68	1.14	71.82	70.18	0.73	0.3	
		W31-U	Living Room	20.55	0.68	2.52	53.68	70.18	0.73	2.8	
		W32-L	Living Room	21.32	0.68	0.89	54.95	70.18	0.73	0.2	
		W32-U	Living Room	21.11	0.68	1.97	54.60	70.18	0.73	2.2	<b>5.4</b>
Fifth	R24	W33-L	Bedroom	26.80	0.68	0.89	64.06	58.07	0.73	0.2	
		W33-U	Bedroom	26.32	0.68	1.97	63.26	58.07	0.73	3.2	<b>3.4</b>
Fifth	R25	W34-L	Bedroom	34.15	0.68	0.89	77.51	50.87	0.74	0.3	
		W34-U	Bedroom	33.64	0.68	1.97	76.49	50.87	0.74	4.4	<b>4.7</b>
Fifth	R26	W35-L	Bedroom	36.69	0.68	0.89	82.90	53.79	0.74	0.3	
		W35-U	Bedroom	36.17	0.68	1.97	81.75	53.79	0.74	4.4	<b>4.7</b>
Fifth	R27	W36-L	LKD	37.77	0.68	0.89	85.35	123.28	0.72	0.1	
		W36-U	LKD	37.23	0.68	1.97	84.11	123.28	0.72	1.9	
		W37-L	LKD	24.43	0.68	1.64	60.09	123.28	0.72	0.2	
		W37-U	LKD	14.58	0.68	3.64	43.69	123.28	0.72	1.8	
		W38-L	LKD	28.73	0.68	0.51	67.41	123.28	0.72	0.1	
		W38-U	LKD	28.87	0.68	1.13	67.65	123.28	0.72	0.9	<b>4.9</b>
Sixth	R1	W1-L	Bedroom	32.06	0.68	1.08	73.44	54.25	0.74	0.9	
		W1-U	Bedroom	32.29	0.68	1.78	73.87	54.25	0.74	3.6	<b>4.4</b>
Sixth	R2	W2-L	Bedroom	30.75	0.68	1.08	71.02	47.92	0.74	1.0	
		W2-U	Bedroom	30.96	0.68	1.78	71.41	47.92	0.74	4.0	<b>5.0</b>
Sixth	R3	W3-L	Bedroom	28.57	0.68	1.08	67.12	51.22	0.74	0.8	
		W3-U	Bedroom	28.82	0.68	1.78	67.56	51.22	0.74	3.5	<b>4.3</b>
Sixth	R4	W4-L	Bedroom	24.89	0.68	0.62	60.85	55.09	0.74	0.4	
		W4-U	Bedroom	25.38	0.68	1.02	61.67	55.09	0.74	1.7	<b>2.1</b>
Sixth	R5	W5-L	Bedroom	17.06	0.68	0.62	47.90	43.17	0.74	0.4	
		W5-U	Bedroom	10.66	0.68	1.02	36.61	43.17	0.74	1.3	<b>1.7</b>
Sixth	R6	W6-L	Bedroom	13.68	0.68	0.85	42.11	42.08	0.74	0.5	
		W6-U	Bedroom	8.37	0.68	1.40	32.12	42.08	0.74	1.6	<b>2.1</b>
Sixth	R7	W7-L	Living Room	12.63	0.68	0.62	40.24	81.51	0.73	0.2	
		W7-U	Living Room	9.44	0.68	1.02	34.25	81.51	0.73	0.6	
		W8-L	Living Room	18.97	0.68	1.08	51.06	81.51	0.73	0.4	
		W8-U	Living Room	18.96	0.68	1.78	51.05	81.51	0.73	1.6	<b>2.8</b>
Sixth	R8	W9-L	Bedroom	21.81	0.68	1.08	55.75	63.93	0.73	0.5	
		W9-U	Bedroom	21.84	0.68	1.78	55.80	63.93	0.73	2.3	<b>2.8</b>
Sixth	R9	W10-L	Bedroom	23.91	0.68	1.08	59.22	54.72	0.74	0.7	
		W10-U	Bedroom	23.95	0.68	1.78	59.29	54.72	0.74	2.8	<b>3.5</b>
Sixth	R10	W11-L	Living Room	25.68	0.68	1.08	62.18	81.06	0.72	0.5	
		W11-U	Living Room	25.73	0.68	1.78	62.26	81.06	0.72	1.9	
		W12-L	Living Room	26.16	0.68	0.62	62.98	81.06	0.72	0.3	
		W12-U	Living Room	26.32	0.68	1.02	63.24	81.06	0.72	1.1	
		W13-L	Living Room	25.46	0.68	2.00	61.80	81.06	0.72	0.9	
		W13-U	Living Room	15.16	0.68	3.29	44.67	81.06	0.72	2.6	<b>7.3</b>
Sixth	R11	W14-L	LKD	31.14	0.68	0.62	71.73	123.28	0.72	0.2	

Floor	Room ID	Window ID	Room Use	VSC	Win. Trans.	Glazing Area	Theta	Room Area	Room	ADF	TOTAL ADF
		W14-U	LKD	31.18	0.68	1.02	71.80	123.28	0.72	0.8	
		W16-L	LKD	37.83	0.68	1.08	85.50	123.28	0.72	0.4	
		W16-U	LKD	37.11	0.68	1.78	83.85	123.28	0.72	1.7	
		W15-L	LKD	0.00	0.68	2.00	0.00	123.28	0.72	0.0	
		W15-U	LKD	0.00	0.68	3.29	0.00	123.28	0.72	0.0	<b>3.1</b>
Sixth	R12	W17-L	Bedroom	36.78	0.68	1.08	83.08	53.79	0.74	1.0	
		W17-U	Bedroom	36.08	0.68	1.78	81.57	53.79	0.74	4.0	<b>5.0</b>
Sixth	R13	W18-L	Bedroom	34.24	0.68	1.08	77.70	50.87	0.74	1.0	
		W18-U	Bedroom	33.59	0.68	1.78	76.39	50.87	0.74	4.0	<b>5.0</b>
Sixth	R14	W19-L	Bedroom	26.84	0.68	1.08	64.13	58.07	0.73	0.7	
		W19-U	Bedroom	26.24	0.68	1.78	63.11	58.07	0.73	2.8	<b>3.5</b>
Sixth	R15	W20-L	Living Room	22.14	0.68	1.08	56.30	70.18	0.73	0.5	
		W20-U	Living Room	21.86	0.68	1.78	55.84	70.18	0.73	2.0	
		W21-L	Living Room	30.74	0.68	1.38	71.00	70.18	0.73	0.8	
		W21-U	Living Room	19.48	0.68	2.28	51.91	70.18	0.73	2.4	<b>5.8</b>
Sixth	R16	W22-L	Bedroom	35.70	0.68	1.08	80.73	51.95	0.74	1.0	
		W22-U	Bedroom	33.19	0.68	1.78	75.62	51.95	0.74	3.9	<b>4.8</b>
Sixth	R17	W23-L	Bedroom	38.32	0.68	1.08	86.67	47.73	0.74	1.2	
		W23-U	Bedroom	37.59	0.68	1.78	84.92	47.73	0.74	4.7	<b>5.9</b>
Sixth	R18	W24-L	LKD	28.82	0.68	0.62	67.57	114.91	0.72	0.2	
		W24-U	LKD	28.48	0.68	1.02	66.97	114.91	0.72	0.8	
		W25-L	LKD	37.20	0.68	1.08	84.05	114.91	0.72	0.4	
		W25-U	LKD	36.63	0.68	1.78	82.76	114.91	0.72	1.8	
		W26-L	LKD	38.43	0.68	1.08	86.94	114.91	0.72	0.5	
		W26-U	LKD	37.74	0.68	1.78	85.28	114.91	0.72	1.9	
		W27-L	LKD	30.67	0.68	2.00	70.87	114.91	0.72	0.7	
		W27-U	LKD	19.42	0.68	3.29	51.81	114.91	0.72	2.1	<b>8.4</b>
Sixth	R19	W28-L	Bedroom	34.90	0.68	1.08	79.05	49.21	0.74	1.0	
		W28-U	Bedroom	32.30	0.68	1.78	73.89	49.21	0.74	4.0	<b>5.0</b>
Sixth	R20	W29-L	Bedroom	33.47	0.68	1.08	76.17	46.40	0.74	1.1	
		W29-U	Bedroom	32.78	0.68	1.78	74.82	46.40	0.74	4.3	<b>5.4</b>
Sixth	R21	W30-L	Bedroom	25.50	0.68	1.08	61.86	51.24	0.74	0.8	
		W30-U	Bedroom	16.81	0.68	1.78	47.47	51.24	0.74	2.5	<b>3.2</b>
Sixth	R22	W31-L	Bedroom	23.58	0.68	1.08	58.67	53.52	0.74	0.7	
		W31-U	Bedroom	15.29	0.68	1.78	44.90	53.52	0.74	2.2	<b>2.9</b>
Sixth	R23	W32-L	Living Room	11.96	0.68	0.62	39.04	95.90	0.72	0.1	
		W32-U	Living Room	7.99	0.68	1.02	31.33	95.90	0.72	0.5	
		W33-L	Living Room	38.71	0.68	1.08	87.65	95.90	0.72	0.6	
		W33-U	Living Room	37.91	0.68	1.78	85.69	95.90	0.72	2.2	<b>3.4</b>
Sixth	R24	W34-L	Living Room	38.71	0.68	1.08	87.65	95.90	0.72	0.6	
		W34-U	Living Room	37.91	0.68	1.78	85.69	95.90	0.72	2.2	
		W35-L	Living Room	11.67	0.68	0.62	38.50	95.90	0.72	0.1	
		W35-U	Living Room	7.79	0.68	1.01	30.90	95.90	0.72	0.5	<b>3.4</b>
Sixth	R25	W36-L	Bedroom	24.85	0.68	1.08	60.77	53.52	0.74	0.7	
		W36-U	Bedroom	16.06	0.68	1.78	46.20	53.52	0.74	2.3	<b>3.0</b>
Sixth	R26	W37-L	Bedroom	26.38	0.68	1.08	63.36	51.09	0.74	0.8	
		W37-U	Bedroom	17.11	0.68	1.78	47.98	51.09	0.74	2.5	<b>3.3</b>
Sixth	R27	W38-L	Living Room	19.42	0.68	2.00	51.81	91.45	0.72	0.6	
		W38-U	Living Room	11.81	0.68	3.29	38.76	91.45	0.72	2.0	<b>2.6</b>
Seventh	R1	W1-L	Bedroom	34.33	0.68	1.08	77.87	54.25	0.74	0.9	
		W1-U	Bedroom	34.36	0.68	1.78	77.93	54.25	0.74	3.8	<b>4.7</b>
Seventh	R2	W2-L	Bedroom	33.07	0.68	1.08	75.37	47.92	0.74	1.0	
		W2-U	Bedroom	33.18	0.68	1.78	75.59	47.92	0.74	4.3	<b>5.3</b>
Seventh	R3	W3-L	Bedroom	30.90	0.68	1.08	71.29	51.22	0.74	0.9	
		W3-U	Bedroom	31.16	0.68	1.78	71.76	51.22	0.74	3.7	<b>4.6</b>

Floor	Room ID	Window ID	Room Use	VSC	Win. Trans.	Glazing Area	Theta	Room Area	Room	ADF	TOTAL ADF
Seventh	R4	W4-L	Bedroom	26.60	0.68	0.62	63.74	55.01	0.74	0.4	<b>2.2</b>
		W4-U	Bedroom	27.55	0.68	1.02	65.35	55.01	0.74	1.8	
Seventh	R5	W5-L	Bedroom	18.48	0.68	0.62	50.25	43.17	0.74	0.4	<b>1.8</b>
		W5-U	Bedroom	11.71	0.68	1.02	38.57	43.17	0.74	1.4	
Seventh	R6	W6-L	Bedroom	14.63	0.68	0.85	43.77	42.08	0.74	0.5	<b>2.2</b>
		W6-U	Bedroom	9.22	0.68	1.40	33.81	42.08	0.74	1.7	
Seventh	R7	W7-L	Living Room	13.24	0.68	0.62	41.34	84.44	0.73	0.2	<b>2.8</b>
		W7-U	Living Room	10.01	0.68	1.02	35.37	84.44	0.73	0.6	
		W8-L	Living Room	20.06	0.68	1.08	52.87	84.44	0.73	0.4	
		W8-U	Living Room	20.01	0.68	1.78	52.78	84.44	0.73	1.6	
Seventh	R8	W9-L	Bedroom	23.32	0.68	1.08	58.24	63.93	0.73	0.6	<b>2.9</b>
		W9-U	Bedroom	23.31	0.68	1.78	58.22	63.93	0.73	2.4	
Seventh	R9	W10-L	Bedroom	25.69	0.68	1.08	62.19	54.72	0.74	0.7	<b>3.7</b>
		W10-U	Bedroom	25.69	0.68	1.78	62.20	54.72	0.74	3.0	
Seventh	R10	W11-L	Living Room	27.66	0.68	1.08	65.55	81.06	0.72	0.5	<b>7.8</b>
		W11-U	Living Room	27.67	0.68	1.78	65.57	81.06	0.72	2.0	
		W12-L	Living Room	28.12	0.68	0.62	66.34	81.06	0.72	0.3	
		W12-U	Living Room	28.25	0.68	1.02	66.56	81.06	0.72	1.2	
		W13-L	Living Room	28.06	0.68	2.00	66.24	81.06	0.72	0.9	
		W13-U	Living Room	17.66	0.68	3.29	48.89	81.06	0.72	2.8	
Seventh	R11	W14-L	LKD	33.54	0.68	0.62	76.29	123.28	0.72	0.2	<b>5.6</b>
		W14-U	LKD	33.44	0.68	1.02	76.09	123.28	0.72	0.9	
		W15-L	LKD	28.17	0.68	2.00	66.43	123.28	0.72	0.6	
		W15-U	LKD	17.64	0.68	3.29	48.87	123.28	0.72	1.8	
		W16-L	LKD	37.92	0.68	1.08	85.70	123.28	0.72	0.4	
		W16-U	LKD	37.23	0.68	1.78	84.10	123.28	0.72	1.7	
Seventh	R12	W17-L	Bedroom	36.96	0.68	1.08	83.51	53.79	0.74	1.0	<b>5.0</b>
		W17-U	Bedroom	36.36	0.68	1.78	82.17	53.79	0.74	4.0	
Seventh	R13	W18-L	Bedroom	34.45	0.68	1.08	78.13	50.87	0.74	1.0	<b>5.0</b>
		W18-U	Bedroom	33.95	0.68	1.78	77.10	50.87	0.74	4.0	
Seventh	R14	W19-L	Bedroom	27.05	0.68	1.08	64.50	58.07	0.73	0.7	<b>3.6</b>
		W19-U	Bedroom	26.62	0.68	1.78	63.76	58.07	0.73	2.9	
Seventh	R15	W20-L	Living Room	22.77	0.68	1.08	57.33	70.18	0.73	0.5	<b>5.8</b>
		W20-U	Living Room	22.59	0.68	1.78	57.04	70.18	0.73	2.1	
		W21-L	Living Room	30.76	0.68	1.38	71.04	70.18	0.73	0.8	
		W21-U	Living Room	19.50	0.68	2.28	51.95	70.18	0.73	2.4	
Seventh	R16	W22-L	Bedroom	35.74	0.68	1.08	80.82	51.95	0.74	1.0	<b>4.9</b>
		W22-U	Bedroom	33.21	0.68	1.78	75.64	51.95	0.74	3.9	
Seventh	R17	W23-L	Bedroom	38.38	0.68	1.08	86.82	47.73	0.74	1.2	<b>5.9</b>
		W23-U	Bedroom	37.60	0.68	1.78	84.96	47.73	0.74	4.7	
Seventh	R18	W24-L	LKD	28.86	0.68	0.62	67.65	114.90	0.72	0.2	<b>8.4</b>
		W24-U	LKD	28.52	0.68	1.02	67.03	114.90	0.72	0.8	
		W25-L	LKD	37.20	0.68	1.08	84.05	114.90	0.72	0.4	
		W25-U	LKD	36.58	0.68	1.78	82.65	114.90	0.72	1.8	
		W26-L	LKD	38.43	0.68	1.08	86.93	114.90	0.72	0.5	
		W26-U	LKD	37.70	0.68	1.78	85.19	114.90	0.72	1.9	
		W27-L	LKD	30.66	0.68	2.00	70.85	114.90	0.72	0.7	
		W27-U	LKD	19.40	0.68	3.29	51.79	114.90	0.72	2.1	
Seventh	R19	W28-L	Bedroom	34.89	0.68	1.08	79.04	49.21	0.74	1.0	<b>5.0</b>
		W28-U	Bedroom	32.29	0.68	1.78	73.88	49.21	0.74	4.0	
Seventh	R20	W29-L	Bedroom	33.47	0.68	1.08	76.16	46.40	0.74	1.1	<b>5.4</b>
		W29-U	Bedroom	32.78	0.68	1.78	74.81	46.40	0.74	4.3	
Seventh	R21	W30-L	Bedroom	25.46	0.68	1.08	61.81	51.24	0.74	0.8	<b>3.2</b>
		W30-U	Bedroom	16.79	0.68	1.78	47.43	51.24	0.74	2.5	
Seventh	R22	W31-L	Bedroom	23.45	0.68	1.08	58.46	53.52	0.74	0.7	<b>2.9</b>
		W31-U	Bedroom	15.20	0.68	1.78	44.75	53.52	0.74	2.2	

Floor	Room ID	Window ID	Room Use	VSC	Win. Trans.	Glazing Area	Theta	Room Area	Room	ADF	TOTAL ADF
Seventh	R23	W32-L	Living Room	11.67	0.68	0.62	38.51	95.90	0.72	0.1	<b>3.4</b>
		W32-U	Living Room	7.76	0.68	1.02	30.83	95.90	0.72	0.5	
		W33-L	Living Room	38.71	0.68	1.08	87.65	95.90	0.72	0.6	
		W33-U	Living Room	37.91	0.68	1.78	85.69	95.90	0.72	2.2	
Seventh	R24	W34-L	Living Room	38.71	0.68	1.08	87.65	95.90	0.72	0.6	<b>3.4</b>
		W34-U	Living Room	37.91	0.68	1.78	85.69	95.90	0.72	2.2	
		W35-L	Living Room	11.66	0.68	0.62	38.49	95.90	0.72	0.1	
		W35-U	Living Room	7.78	0.68	1.01	30.88	95.90	0.72	0.5	
Seventh	R25	W36-L	Bedroom	24.81	0.68	1.08	60.72	53.52	0.74	0.7	<b>3.0</b>
		W36-U	Bedroom	16.03	0.68	1.78	46.16	53.52	0.74	2.3	
Seventh	R26	W37-L	Bedroom	26.41	0.68	1.08	63.41	51.09	0.74	0.8	<b>3.3</b>
		W37-U	Bedroom	17.12	0.68	1.78	47.99	51.09	0.74	2.5	
Seventh	R27	W38-L	Living Room	19.41	0.68	2.00	51.79	91.45	0.72	0.6	<b>2.6</b>
		W38-U	Living Room	11.80	0.68	3.29	38.75	91.45	0.72	2.0	
Eighth	R1	W1-L	Bedroom	36.10	0.68	1.08	81.60	54.25	0.74	1.0	<b>4.9</b>
		W1-U	Bedroom	35.87	0.68	1.78	81.11	54.25	0.74	3.9	
Eighth	R2	W2-L	Bedroom	35.08	0.68	1.08	79.44	47.92	0.74	1.1	<b>5.6</b>
		W2-U	Bedroom	35.03	0.68	1.78	79.31	47.92	0.74	4.5	
Eighth	R3	W3-L	Bedroom	33.17	0.68	1.08	75.56	51.22	0.74	0.9	<b>4.9</b>
		W3-U	Bedroom	33.35	0.68	1.78	75.91	51.22	0.74	3.9	
Eighth	R4	W4-L	Bedroom	28.56	0.68	0.62	67.10	55.01	0.74	0.4	<b>2.3</b>
		W4-U	Bedroom	28.84	0.68	1.02	67.61	55.01	0.74	1.9	
Eighth	R5	W5-L	Bedroom	20.06	0.68	0.62	52.87	43.17	0.74	0.5	<b>1.9</b>
		W5-U	Bedroom	12.64	0.68	1.02	40.27	43.17	0.74	1.4	
Eighth	R6	W6-L	Bedroom	15.67	0.68	0.85	45.55	42.08	0.74	0.6	<b>2.3</b>
		W6-U	Bedroom	9.87	0.68	1.40	35.09	42.08	0.74	1.8	
Eighth	R7	W7-L	Living Room	13.75	0.68	0.62	42.24	84.44	0.73	0.2	<b>2.8</b>
		W7-U	Living Room	10.19	0.68	1.02	35.70	84.44	0.73	0.6	
		W8-L	Living Room	20.85	0.68	1.08	54.17	84.44	0.73	0.4	
		W8-U	Living Room	20.66	0.68	1.78	53.86	84.44	0.73	1.6	
Eighth	R8	W9-L	Bedroom	24.53	0.68	1.08	60.25	63.93	0.73	0.6	<b>3.0</b>
		W9-U	Bedroom	24.36	0.68	1.78	59.96	63.93	0.73	2.4	
Eighth	R9	W10-L	Bedroom	27.16	0.68	1.08	64.69	54.72	0.74	0.8	<b>3.8</b>
		W10-U	Bedroom	26.99	0.68	1.78	64.39	54.72	0.74	3.1	
Eighth	R10	W11-L	Living Room	29.29	0.68	1.08	68.39	81.06	0.72	0.5	<b>8.2</b>
		W11-U	Living Room	29.10	0.68	1.78	68.06	81.06	0.72	2.1	
		W12-L	Living Room	29.71	0.68	0.62	69.15	81.06	0.72	0.3	
		W12-U	Living Room	29.66	0.68	1.02	69.05	81.06	0.72	1.2	
		W13-L	Living Room	30.18	0.68	2.00	69.99	81.06	0.72	1.0	
		W13-U	Living Room	19.47	0.68	3.29	51.89	81.06	0.72	3.0	
Eighth	R11	W14-L	LKD	35.78	0.68	0.62	80.90	123.27	0.72	0.2	<b>5.9</b>
		W14-U	LKD	35.62	0.68	1.02	80.58	123.27	0.72	0.9	
		W15-L	LKD	30.47	0.68	2.00	70.52	123.27	0.72	0.6	
		W15-U	LKD	19.91	0.68	3.29	52.62	123.27	0.72	2.0	
		W16-L	LKD	37.99	0.68	1.08	85.89	123.27	0.72	0.4	
		W16-U	LKD	37.28	0.68	1.78	84.23	123.27	0.72	1.7	
Eighth	R12	W17-L	Bedroom	37.08	0.68	1.08	83.78	53.79	0.74	1.0	<b>5.0</b>
		W17-U	Bedroom	36.45	0.68	1.78	82.37	53.79	0.74	4.0	
Eighth	R13	W18-L	Bedroom	34.68	0.68	1.08	78.59	50.87	0.74	1.0	<b>5.0</b>
		W18-U	Bedroom	34.17	0.68	1.78	77.55	50.87	0.74	4.0	
Eighth	R14	W19-L	Bedroom	27.22	0.68	1.08	64.80	58.07	0.73	0.7	<b>3.6</b>
		W19-U	Bedroom	26.82	0.68	1.78	64.11	58.07	0.73	2.9	
Eighth	R15	W20-L	Living Room	23.21	0.68	1.08	58.06	70.18	0.73	0.5	<b>5.9</b>
		W20-U	Living Room	23.25	0.68	1.78	58.13	70.18	0.73	2.1	
		W21-L	Living Room	30.87	0.68	1.38	71.24	70.18	0.73	0.8	
		W21-U	Living Room	19.65	0.68	2.28	52.19	70.18	0.73	2.4	

Floor	Room ID	Window ID	Room Use	VSC	Win. Trans.	Glazing Area	Theta	Room Area	Room	ADF	TOTAL ADF
Eighth	R16	W22-L	Bedroom	35.02	0.68	1.08	79.31	51.95	0.74	1.0	4.6
		W22-U	Bedroom	31.17	0.68	1.78	71.78	51.95	0.74	3.7	
Eighth	R17	W23-L	Bedroom	38.44	0.68	1.08	86.98	47.73	0.74	1.2	5.9
		W23-U	Bedroom	37.70	0.68	1.78	85.18	47.73	0.74	4.8	
Eighth	R18	W24-L	LKD	28.87	0.68	0.62	67.66	114.89	0.72	0.2	8.4
		W24-U	LKD	28.53	0.68	1.02	67.06	114.89	0.72	0.8	
		W25-L	LKD	37.20	0.68	1.08	84.05	114.89	0.72	0.4	
		W25-U	LKD	36.58	0.68	1.78	82.64	114.89	0.72	1.8	
		W26-L	LKD	38.43	0.68	1.08	86.93	114.89	0.72	0.5	
		W26-U	LKD	37.70	0.68	1.78	85.19	114.89	0.72	1.9	
		W27-L	LKD	30.67	0.68	2.00	70.86	114.89	0.72	0.7	
		W27-U	LKD	19.42	0.68	3.29	51.81	114.89	0.72	2.1	
Eighth	R19	W28-L	Bedroom	34.90	0.68	1.08	79.05	49.21	0.74	1.0	5.0
		W28-U	Bedroom	32.30	0.68	1.78	73.89	49.21	0.74	4.0	
Eighth	R20	W29-L	Bedroom	33.47	0.68	1.08	76.17	46.40	0.74	1.1	5.4
		W29-U	Bedroom	32.78	0.68	1.78	74.82	46.40	0.74	4.3	
Eighth	R21	W30-L	Bedroom	25.47	0.68	1.08	61.82	51.24	0.74	0.8	3.2
		W30-U	Bedroom	16.80	0.68	1.78	47.45	51.24	0.74	2.5	
Eighth	R22	W31-L	Bedroom	23.46	0.68	1.08	58.47	53.52	0.74	0.7	2.9
		W31-U	Bedroom	15.22	0.68	1.78	44.78	53.52	0.74	2.2	
Eighth	R23	W32-L	Living Room	11.68	0.68	0.62	38.52	95.90	0.72	0.1	3.4
		W32-U	Living Room	7.77	0.68	1.02	30.85	95.90	0.72	0.5	
		W33-L	Living Room	38.71	0.68	1.08	87.65	95.90	0.72	0.6	
		W33-U	Living Room	37.91	0.68	1.78	85.69	95.90	0.72	2.2	
Eighth	R24	W34-L	Living Room	38.71	0.68	1.08	87.65	95.90	0.72	0.6	3.4
		W34-U	Living Room	37.91	0.68	1.78	85.69	95.90	0.72	2.2	
		W35-L	Living Room	11.82	0.68	0.62	38.78	95.90	0.72	0.1	
		W35-U	Living Room	7.79	0.68	1.01	30.91	95.90	0.72	0.5	
Eighth	R25	W36-L	Bedroom	24.85	0.68	1.08	60.77	53.52	0.74	0.7	3.0
		W36-U	Bedroom	16.06	0.68	1.78	46.20	53.52	0.74	2.3	
Eighth	R26	W37-L	Bedroom	26.38	0.68	1.08	63.36	51.09	0.74	0.8	3.3
		W37-U	Bedroom	17.11	0.68	1.78	47.98	51.09	0.74	2.5	
Eighth	R27	W38-L	Living Room	19.78	0.68	2.00	52.41	91.45	0.72	0.6	2.6
		W38-U	Living Room	11.93	0.68	3.29	38.98	91.45	0.72	2.0	
Ninth	R1	W1-L	Bedroom	37.34	0.68	1.08	84.35	54.25	0.74	1.0	6.3
		W1-U	Bedroom	36.92	0.68	1.78	83.41	54.25	0.74	4.0	
		W41-L	Bedroom	8.78	0.68	0.62	32.95	54.25	0.74	0.2	
		W41-U	Bedroom	11.39	0.68	1.02	37.99	54.25	0.74	1.1	
Ninth	R2	W2-L	Bedroom	36.62	0.68	1.08	82.75	47.92	0.74	1.1	5.8
		W2-U	Bedroom	36.37	0.68	1.78	82.19	47.92	0.74	4.6	
Ninth	R3	W3-L	Bedroom	35.18	0.68	1.08	79.64	51.22	0.74	1.0	5.1
		W3-U	Bedroom	35.23	0.68	1.78	79.75	51.22	0.74	4.1	
Ninth	R4	W4-L	Bedroom	30.90	0.68	0.62	71.30	55.01	0.74	0.5	2.4
		W4-U	Bedroom	30.56	0.68	1.02	70.67	55.01	0.74	1.9	
Ninth	R5	W5-L	Bedroom	22.32	0.68	0.62	56.60	43.17	0.74	0.5	2.0
		W5-U	Bedroom	14.26	0.68	1.02	43.13	43.17	0.74	1.5	
Ninth	R6	W6-L	Bedroom	16.05	0.68	0.85	46.18	42.08	0.74	0.6	2.4
		W6-U	Bedroom	10.14	0.68	1.40	35.62	42.08	0.74	1.8	
Ninth	R7	W7-L	Living Room	14.18	0.68	0.62	42.99	84.44	0.73	0.2	2.9
		W7-U	Living Room	10.34	0.68	1.02	36.01	84.44	0.73	0.6	
		W8-L	Living Room	21.48	0.68	1.08	55.21	84.44	0.73	0.4	
		W8-U	Living Room	21.27	0.68	1.78	54.86	84.44	0.73	1.7	
Ninth	R8	W9-L	Bedroom	25.64	0.68	1.08	62.10	63.93	0.73	0.6	3.1
		W9-U	Bedroom	25.46	0.68	1.78	61.80	63.93	0.73	2.5	

Floor	Room ID	Window ID	Room Use	VSC	Win. Trans.	Glazing Area	Theta	Room Area	Room	ADF	TOTAL ADF
Ninth	R9	W10-L	Bedroom	28.49	0.68	1.08	66.99	54.72	0.74	0.8	<b>4.0</b>
		W10-U	Bedroom	28.31	0.68	1.78	66.67	54.72	0.74	3.2	
Ninth	R10	W11-L	Living Room	30.72	0.68	1.08	70.96	81.06	0.72	0.5	<b>10.6</b>
		W11-U	Living Room	30.49	0.68	1.78	70.55	81.06	0.72	2.2	
		W12-L	Living Room	31.11	0.68	0.62	71.67	81.06	0.72	0.3	
		W12-U	Living Room	31.04	0.68	1.02	71.55	81.06	0.72	1.3	
		W13-L	Living Room	39.15	0.68	2.00	88.77	81.06	0.72	1.2	
		W13-U	Living Room	38.19	0.68	3.29	86.36	81.06	0.72	5.0	
Ninth	R11	W14-L	LKD	37.45	0.68	0.62	84.62	122.57	0.72	0.2	<b>8.6</b>
		W14-U	LKD	36.88	0.68	1.02	83.32	122.57	0.72	1.0	
		W15	LKD	38.14	0.68	5.28	86.24	122.57	0.72	5.2	
		W16-L	LKD	38.06	0.68	1.08	86.04	122.57	0.72	0.4	
		W16-U	LKD	37.31	0.68	1.78	84.30	122.57	0.72	1.7	
Ninth	R12	W17-L	Bedroom	37.19	0.68	1.08	84.02	53.79	0.74	1.0	<b>5.0</b>
		W17-U	Bedroom	36.51	0.68	1.78	82.49	53.79	0.74	4.0	
Ninth	R13	W18-L	Bedroom	34.89	0.68	1.08	79.02	50.87	0.74	1.0	<b>5.1</b>
		W18-U	Bedroom	34.31	0.68	1.78	77.84	50.87	0.74	4.1	
Ninth	R14	W19-L	Bedroom	27.47	0.68	1.08	65.22	58.07	0.73	0.7	<b>3.6</b>
		W19-U	Bedroom	27.00	0.68	1.78	64.42	58.07	0.73	2.9	
Ninth	R15	W20-L	Living Room	25.86	0.68	1.08	62.48	70.18	0.73	0.6	<b>7.9</b>
		W20-U	Living Room	26.72	0.68	1.78	63.93	70.18	0.73	2.3	
		W21-L	Living Room	38.99	0.68	1.38	88.36	70.18	0.73	1.0	
		W21-U	Living Room	38.10	0.68	2.28	86.13	70.18	0.73	4.0	
Ninth	R16	W22-L	Bedroom	38.71	0.68	1.08	87.65	51.95	0.74	1.1	<b>5.4</b>
		W22-U	Bedroom	37.91	0.68	1.78	85.69	51.95	0.74	4.4	
Ninth	R17	W23-L	Bedroom	38.71	0.68	1.08	87.65	47.73	0.74	1.2	<b>6.0</b>
		W23-U	Bedroom	37.91	0.68	1.78	85.69	47.73	0.74	4.8	
Ninth	R18	W24-L	LKD	28.87	0.68	0.62	67.66	114.91	0.72	0.2	<b>8.4</b>
		W24-U	LKD	28.53	0.68	1.02	67.05	114.91	0.72	0.8	
		W25-L	LKD	37.20	0.68	1.08	84.05	114.91	0.72	0.4	
		W25-U	LKD	36.57	0.68	1.78	82.63	114.91	0.72	1.8	
		W26-L	LKD	38.43	0.68	1.08	86.94	114.91	0.72	0.5	
		W26-U	LKD	37.69	0.68	1.78	85.17	114.91	0.72	1.8	
		W27-L	LKD	30.67	0.68	2.00	70.86	114.91	0.72	0.7	
		W27-U	LKD	19.42	0.68	3.29	51.81	114.91	0.72	2.1	
Ninth	R19	W28-L	Bedroom	34.91	0.68	1.08	79.06	49.21	0.74	1.0	<b>5.0</b>
		W28-U	Bedroom	32.30	0.68	1.78	73.89	49.21	0.74	4.0	
Ninth	R20	W29-L	Bedroom	33.48	0.68	1.08	76.18	46.40	0.74	1.1	<b>5.4</b>
		W29-U	Bedroom	32.78	0.68	1.78	74.81	46.40	0.74	4.3	
Ninth	R21	W30-L	Bedroom	25.50	0.68	1.08	61.86	51.24	0.74	0.8	<b>3.2</b>
		W30-U	Bedroom	16.81	0.68	1.78	47.47	51.24	0.74	2.5	
Ninth	R22	W31-L	Bedroom	23.58	0.68	1.08	58.67	53.52	0.74	0.7	<b>2.9</b>
		W31-U	Bedroom	15.29	0.68	1.78	44.90	53.52	0.74	2.2	
Ninth	R23	W32-L	Living Room	11.96	0.68	0.62	39.04	95.90	0.72	0.1	<b>3.4</b>
		W32-U	Living Room	7.99	0.68	1.02	31.33	95.90	0.72	0.5	
		W33-L	Living Room	38.71	0.68	1.08	87.65	95.90	0.72	0.6	
		W33-U	Living Room	37.91	0.68	1.78	85.69	95.90	0.72	2.2	
Ninth	R24	W34-L	Living Room	38.71	0.68	1.08	87.65	95.90	0.72	0.6	<b>3.4</b>
		W34-U	Living Room	37.91	0.68	1.78	85.69	95.90	0.72	2.2	
		W35-L	Living Room	12.13	0.68	0.62	39.34	95.90	0.72	0.1	
		W35-U	Living Room	8.01	0.68	1.01	31.37	95.90	0.72	0.5	
Ninth	R25	W36-L	Bedroom	24.85	0.68	1.08	60.77	53.52	0.74	0.7	<b>3.0</b>
		W36-U	Bedroom	16.06	0.68	1.78	46.20	53.52	0.74	2.3	
Ninth	R26	W37-L	Bedroom	26.38	0.68	1.08	63.36	51.09	0.74	0.8	<b>3.3</b>
		W37-U	Bedroom	17.11	0.68	1.78	47.98	51.09	0.74	2.5	
Ninth	R27	W38-L	LKD	20.28	0.68	2.00	53.22	123.47	0.71	0.5	<b>1.5</b>
		W38-U	LKD	12.39	0.68	3.29	39.80	123.47	0.71	1.5	



Floor	Room ID	Window ID	Room Use	VSC	Win. Trans.	Glazing Area	Theta	Room Area	Room	ADF	TOTAL ADF
		W39-L	LKD	9.27	0.68	0.62	33.93	123.47	0.71	0.1	
		W39-U	LKD	12.30	0.68	1.02	39.64	123.47	0.71	0.5	
		W40-L	LKD	7.57	0.68	0.62	30.42	123.47	0.71	0.1	
		W40-U	LKD	10.01	0.68	1.02	35.36	123.47	0.71	0.4	<b>3.0</b>
Tenth	R1	W1-L	Bedroom	18.89	0.68	0.62	50.95	54.25	0.74	0.3	
		W1-U	Bedroom	25.80	0.68	1.02	62.37	54.25	0.74	1.7	
		W2-L	Bedroom	38.19	0.68	1.08	86.35	54.25	0.74	1.0	
		W2-U	Bedroom	37.64	0.68	1.78	85.04	54.25	0.74	4.1	<b>7.2</b>
Tenth	R2	W3-L	Bedroom	37.81	0.68	1.08	85.45	47.92	0.74	1.2	
		W3-U	Bedroom	37.39	0.68	1.78	84.47	47.92	0.74	4.8	<b>5.9</b>
Tenth	R3	W4-L	Bedroom	36.93	0.68	1.08	83.44	51.22	0.74	1.0	
		W4-U	Bedroom	36.78	0.68	1.78	83.09	51.22	0.74	4.3	<b>5.3</b>
Tenth	R4	W5-L	Bedroom	33.35	0.68	0.62	75.93	55.01	0.74	0.5	
		W5-U	Bedroom	32.80	0.68	1.02	74.85	55.01	0.74	2.1	<b>2.6</b>
Tenth	R5	W6-L	Bedroom	25.15	0.68	0.62	61.29	43.17	0.74	0.5	
		W6-U	Bedroom	16.97	0.68	1.02	47.75	43.17	0.74	1.7	<b>2.2</b>
Tenth	R6	W7-L	Bedroom	16.93	0.68	0.85	47.67	42.08	0.74	0.6	
		W7-U	Bedroom	11.01	0.68	1.40	37.28	42.08	0.74	1.9	<b>2.5</b>
Tenth	R7	W8-L	LKD	14.46	0.68	0.62	43.47	111.03	0.72	0.1	
		W8-U	LKD	10.52	0.68	1.02	36.35	111.03	0.72	0.5	
		W9-L	LKD	22.00	0.68	1.08	56.07	111.03	0.72	0.3	
		W9-U	LKD	21.67	0.68	1.78	55.52	111.03	0.72	1.2	
		W10-L	LKD	29.04	0.68	0.62	67.96	111.03	0.72	0.2	
		W10-U	LKD	36.88	0.68	1.02	83.32	111.03	0.72	1.1	
		W11-L	LKD	0.00	0.68	1.08	0.00	111.03	0.72	0.0	
		W11-U	LKD	0.00	0.68	1.78	0.00	111.03	0.72	0.0	<b>3.4</b>
Tenth	R8	W12-L	LKD	24.86	0.68	2.00	60.80	133.97	0.72	0.5	
		W12-U	LKD	19.27	0.68	3.29	51.56	133.97	0.72	1.8	
		W13-L	LKD	29.80	0.68	1.08	69.31	133.97	0.72	0.3	
		W13-U	LKD	32.59	0.68	1.78	74.46	133.97	0.72	1.4	
		W14-L	LKD	38.99	0.68	1.38	88.36	133.97	0.72	0.5	
		W14-U	LKD	38.09	0.68	2.28	86.13	133.97	0.72	2.1	<b>6.6</b>
Tenth	R9	W15-L	Bedroom	38.71	0.68	1.08	87.65	64.47	0.73	0.9	
		W15-U	Bedroom	37.91	0.68	1.78	85.69	64.47	0.73	3.5	<b>4.4</b>
Tenth	R10	W16-L	Bedroom	38.71	0.68	1.08	87.65	47.73	0.74	1.2	
		W16-U	Bedroom	37.91	0.68	1.78	85.69	47.73	0.74	4.8	<b>6.0</b>
Tenth	R11	W17-L	LKD	28.87	0.68	0.62	67.66	114.91	0.72	0.2	
		W17-U	LKD	28.53	0.68	1.02	67.06	114.91	0.72	0.8	
		W18-L	LKD	37.21	0.68	1.08	84.06	114.91	0.72	0.4	
		W18-U	LKD	36.58	0.68	1.78	82.65	114.91	0.72	1.8	
		W19-L	LKD	38.43	0.68	1.08	86.95	114.91	0.72	0.5	
		W19-U	LKD	37.68	0.68	1.78	85.14	114.91	0.72	1.8	
		W20-L	LKD	30.68	0.68	2.00	70.89	114.91	0.72	0.7	
		W20-U	LKD	19.44	0.68	3.29	51.85	114.91	0.72	2.1	<b>8.4</b>
Tenth	R12	W21-L	Bedroom	34.92	0.68	1.08	79.10	49.21	0.74	1.0	
		W21-U	Bedroom	32.30	0.68	1.78	73.90	49.21	0.74	4.0	<b>5.0</b>
Tenth	R13	W22-L	Bedroom	33.50	0.68	1.08	76.21	46.40	0.74	1.1	
		W22-U	Bedroom	32.79	0.68	1.78	74.83	46.40	0.74	4.3	<b>5.4</b>
Tenth	R14	W23-L	Bedroom	25.47	0.68	1.08	61.82	51.24	0.74	0.8	
		W23-U	Bedroom	16.80	0.68	1.78	47.46	51.24	0.74	2.5	<b>3.2</b>
Tenth	R15	W24-L	Bedroom	23.46	0.68	1.08	58.48	53.52	0.74	0.7	
		W24-U	Bedroom	15.22	0.68	1.78	44.78	53.52	0.74	2.2	<b>2.9</b>
Tenth	R16	W25-L	Living Room	11.68	0.68	0.62	38.52	95.90	0.72	0.1	
		W25-U	Living Room	7.77	0.68	1.02	30.85	95.90	0.72	0.5	
		W26-L	Living Room	38.71	0.68	1.08	87.65	95.90	0.72	0.6	
		W26-U	Living Room	37.92	0.68	1.78	85.70	95.90	0.72	2.2	<b>3.4</b>
Tenth	R17	W27-L	Living Room	38.71	0.68	1.08	87.65	95.90	0.72	0.6	
		W27-U	Living Room	37.92	0.68	1.78	85.70	95.90	0.72	2.2	

Floor	Room ID	Window ID	Room Use	VSC	Win. Trans.	Glazing Area	Theta	Room Area	Room	ADF	TOTAL ADF
		W28-L	Living Room	12.31	0.68	0.62	39.67	95.90	0.72	0.1	
		W28-U	Living Room	8.06	0.68	1.01	31.47	95.90	0.72	0.5	<b>3.4</b>
Tenth	R18	W29-L	Bedroom	24.85	0.68	1.08	60.77	53.52	0.74	0.7	
		W29-U	Bedroom	16.06	0.68	1.78	46.20	53.52	0.74	2.3	<b>3.0</b>
Tenth	R19	W30-L	Bedroom	26.38	0.68	1.08	63.36	51.09	0.74	0.8	
		W30-U	Bedroom	17.11	0.68	1.78	47.97	51.09	0.74	2.5	<b>3.3</b>
Tenth	R20	W31-L	LKD	20.66	0.68	2.00	53.86	123.47	0.71	0.5	
		W31-U	LKD	12.55	0.68	3.29	40.10	123.47	0.71	1.5	
		W32-L	LKD	20.77	0.68	0.62	54.04	123.47	0.71	0.2	
		W32-U	LKD	27.37	0.68	1.02	65.05	123.47	0.71	0.7	
		W33-L	LKD	18.93	0.68	0.62	51.00	123.47	0.71	0.1	
		W33-U	LKD	26.17	0.68	1.02	63.00	123.47	0.71	0.7	<b>3.7</b>
Eleventh	R1	W1-L	Bedroom	33.87	0.68	0.62	76.95	54.25	0.74	0.5	
		W1-U	Bedroom	33.83	0.68	1.02	76.87	54.25	0.74	2.1	
		W2-L	Bedroom	38.48	0.68	1.08	87.06	54.25	0.74	1.0	
		W2-U	Bedroom	37.70	0.68	1.78	85.19	54.25	0.74	4.1	<b>7.8</b>
Eleventh	R2	W3-L	Bedroom	38.20	0.68	1.08	86.38	47.92	0.74	1.2	
		W3-U	Bedroom	37.43	0.68	1.78	84.56	47.92	0.74	4.8	<b>5.9</b>
Eleventh	R3	W4-L	Bedroom	37.49	0.68	1.08	84.71	51.22	0.74	1.1	
		W4-U	Bedroom	36.81	0.68	1.78	83.16	51.22	0.74	4.3	<b>5.4</b>
Eleventh	R4	W5-L	Bedroom	34.10	0.68	0.62	77.41	55.01	0.74	0.5	
		W5-U	Bedroom	32.83	0.68	1.02	74.91	55.01	0.74	2.1	<b>2.6</b>
Eleventh	R5	W6-L	Bedroom	26.05	0.68	0.62	62.79	43.17	0.74	0.5	
		W6-U	Bedroom	16.97	0.68	1.02	47.75	43.17	0.74	1.7	<b>2.3</b>
Eleventh	R6	W7-L	Bedroom	17.22	0.68	0.85	48.16	42.08	0.74	0.6	
		W7-U	Bedroom	11.01	0.68	1.40	37.28	42.08	0.74	1.9	<b>2.5</b>
Eleventh	R7	W8-L	LKD	14.60	0.68	0.62	43.72	111.04	0.72	0.1	
		W8-U	LKD	10.66	0.68	1.02	36.61	111.04	0.72	0.5	
		W9-L	LKD	22.37	0.68	1.08	56.67	111.04	0.72	0.3	
		W9-U	LKD	22.10	0.68	1.78	56.24	111.04	0.72	1.3	
		W10-L	LKD	37.46	0.68	0.62	84.63	111.04	0.72	0.3	
		W10-U	LKD	36.88	0.68	1.02	83.32	111.04	0.72	1.1	
		W11-L	LKD	38.56	0.68	1.08	87.26	111.04	0.72	0.5	
		W11-U	LKD	37.76	0.68	1.78	85.34	111.04	0.72	1.9	<b>5.9</b>
Eleventh	R8	W12-L	Bedroom	36.27	0.68	0.62	81.97	48.15	0.74	0.6	
		W12-U	Bedroom	35.42	0.68	1.02	80.14	48.15	0.74	2.5	<b>3.2</b>
Eleventh	R9	W13-L	LKD	30.53	0.68	2.00	70.62	120.77	0.72	0.7	
		W13-U	LKD	19.27	0.68	3.29	51.56	120.77	0.72	2.0	
		W14-L	LKD	34.83	0.68	1.08	78.91	120.77	0.72	0.4	
		W14-U	LKD	34.01	0.68	1.78	77.23	120.77	0.72	1.6	
		W15-L	LKD	38.71	0.68	1.08	87.65	120.77	0.72	0.4	
		W15-U	LKD	37.91	0.68	1.78	85.69	120.77	0.72	1.8	<b>6.8</b>
Eleventh	R10	W16-L	Bedroom	38.71	0.68	1.08	87.65	58.61	0.74	1.0	
		W16-U	Bedroom	37.91	0.68	1.78	85.69	58.61	0.74	3.8	<b>4.8</b>
Eleventh	R11	W17-L	Bedroom	38.71	0.68	1.08	87.65	47.73	0.74	1.2	
		W17-U	Bedroom	37.91	0.68	1.78	85.69	47.73	0.74	4.8	<b>6.0</b>
Eleventh	R12	W18-L	LKD	28.88	0.68	0.62	67.67	114.91	0.72	0.2	
		W18-U	LKD	28.53	0.68	1.02	67.06	114.91	0.72	0.8	
		W19-L	LKD	37.22	0.68	1.08	84.09	114.91	0.72	0.4	
		W19-U	LKD	36.58	0.68	1.78	82.65	114.91	0.72	1.8	
		W20-L	LKD	38.45	0.68	1.08	86.98	114.91	0.72	0.5	
		W20-U	LKD	37.68	0.68	1.78	85.14	114.91	0.72	1.8	
		W21-L	LKD	30.69	0.68	2.00	70.90	114.91	0.72	0.7	
		W21-U	LKD	19.44	0.68	3.29	51.85	114.91	0.72	2.1	<b>8.4</b>
Eleventh	R13	W22-L	Bedroom	34.98	0.68	1.08	79.22	49.21	0.74	1.0	
		W22-U	Bedroom	32.36	0.68	1.78	74.00	49.21	0.74	4.0	<b>5.0</b>
Eleventh	R14	W23-L	Bedroom	33.57	0.68	1.08	76.35	46.40	0.74	1.1	
		W23-U	Bedroom	32.80	0.68	1.78	74.85	46.40	0.74	4.3	<b>5.4</b>

Floor	Room ID	Window ID	Room Use	VSC	Win. Trans.	Glazing Area	Theta	Room Area	Room	ADF	TOTAL ADF
Eleventh	R15	W24-L	Bedroom	25.48	0.68	1.08	61.84	59.69	0.73	0.7	2.7
		W24-U	Bedroom	16.80	0.68	1.78	47.46	59.69	0.73	2.1	
Eleventh	R16	W25-L	Bedroom	23.46	0.68	1.08	58.48	53.52	0.74	0.7	2.9
		W25-U	Bedroom	15.22	0.68	1.78	44.78	53.52	0.74	2.2	
Eleventh	R17	W26-L	Living Room	11.70	0.68	0.62	38.56	94.44	0.72	0.1	3.5
		W26-U	Living Room	7.77	0.68	1.02	30.85	94.44	0.72	0.5	
		W27-L	Living Room	38.71	0.68	1.08	87.65	94.44	0.72	0.6	
		W27-U	Living Room	37.92	0.68	1.78	85.70	94.44	0.72	2.3	
Eleventh	R18	W28-L	Living Room	38.71	0.68	1.08	87.65	94.43	0.72	0.6	3.5
		W28-U	Living Room	37.92	0.68	1.78	85.70	94.43	0.72	2.3	
		W29-L	Living Room	12.35	0.68	0.62	39.75	94.43	0.72	0.1	
		W29-U	Living Room	8.09	0.68	1.01	31.54	94.43	0.72	0.5	
Eleventh	R19	W30-L	Bedroom	24.85	0.68	1.08	60.77	53.52	0.74	0.7	3.0
		W30-U	Bedroom	16.06	0.68	1.78	46.20	53.52	0.74	2.3	
Eleventh	R20	W31-L	Bedroom	26.38	0.68	1.08	63.36	51.09	0.74	0.8	3.3
		W31-U	Bedroom	17.11	0.68	1.78	47.97	51.09	0.74	2.5	
Eleventh	R21	W32-L	LKD	20.92	0.68	2.00	54.29	123.47	0.71	0.5	4.2
		W32-U	LKD	12.70	0.68	3.29	40.38	123.47	0.71	1.5	
		W33-L	LKD	33.62	0.68	0.62	76.45	123.47	0.71	0.2	
		W33-U	LKD	33.68	0.68	1.02	76.58	123.47	0.71	0.9	
		W34-L	LKD	33.84	0.68	0.62	76.90	123.47	0.71	0.2	
		W34-U	LKD	34.12	0.68	1.02	77.47	123.47	0.71	0.9	
Twelfth	R1	W1-L	Bedroom	30.49	0.68	0.62	70.54	54.25	0.74	0.5	7.2
		W1-U	Bedroom	21.48	0.68	1.02	55.21	54.25	0.74	1.5	
		W2-L	Bedroom	38.54	0.68	1.08	87.22	54.25	0.74	1.0	
		W2-U	Bedroom	37.75	0.68	1.78	85.31	54.25	0.74	4.1	
Twelfth	R2	W3-L	Bedroom	38.28	0.68	1.08	86.57	47.92	0.74	1.2	6.0
		W3-U	Bedroom	37.50	0.68	1.78	84.73	47.92	0.74	4.8	
Twelfth	R3	W4-L	Bedroom	37.58	0.68	1.08	84.91	51.22	0.74	1.1	5.4
		W4-U	Bedroom	36.87	0.68	1.78	83.29	51.22	0.74	4.3	
Twelfth	R4	W5-L	Bedroom	34.23	0.68	0.62	77.68	55.01	0.74	0.5	2.6
		W5-U	Bedroom	32.95	0.68	1.02	75.13	55.01	0.74	2.1	
Twelfth	R5	W6-L	Bedroom	26.70	0.68	0.62	63.90	43.17	0.74	0.6	2.4
		W6-U	Bedroom	18.73	0.68	1.02	50.68	43.17	0.74	1.8	
Twelfth	R6	W7-L	Bedroom	17.70	0.68	0.85	48.97	42.08	0.74	0.6	2.6
		W7-U	Bedroom	12.18	0.68	1.40	39.43	42.08	0.74	2.0	
Twelfth	R7	W8-L	LKD	15.06	0.68	0.62	44.50	111.04	0.72	0.1	5.9
		W8-U	LKD	11.54	0.68	1.02	38.27	111.04	0.72	0.5	
		W9-L	LKD	23.07	0.68	1.08	57.83	111.04	0.72	0.3	
		W9-U	LKD	22.90	0.68	1.78	57.54	111.04	0.72	1.3	
		W10-L	LKD	37.46	0.68	0.62	84.63	111.04	0.72	0.3	
		W10-U	LKD	36.88	0.68	1.02	83.32	111.04	0.72	1.1	
		W11-L	LKD	38.63	0.68	1.08	87.44	111.04	0.72	0.5	
		W11-U	LKD	37.83	0.68	1.78	85.49	111.04	0.72	1.9	
Twelfth	R8	W12-L	Bedroom	36.50	0.68	0.62	82.47	48.15	0.74	0.6	3.2
		W12-U	Bedroom	35.72	0.68	1.02	80.78	48.15	0.74	2.6	
Twelfth	R9	W13-L	LKD	31.42	0.68	2.00	72.24	120.77	0.72	0.7	6.9
		W13-U	LKD	21.35	0.68	3.29	54.99	120.77	0.72	2.1	
		W14-L	LKD	33.32	0.68	1.08	75.86	120.77	0.72	0.4	
		W14-U	LKD	32.44	0.68	1.78	74.17	120.77	0.72	1.5	
		W15-L	LKD	38.71	0.68	1.08	87.65	120.77	0.72	0.4	
		W15-U	LKD	37.91	0.68	1.78	85.69	120.77	0.72	1.8	
Twelfth	R10	W16-L	Bedroom	38.71	0.68	1.08	87.65	58.61	0.74	1.0	4.8
		W16-U	Bedroom	37.91	0.68	1.78	85.69	58.61	0.74	3.8	
Twelfth	R11	W17-L	Bedroom	38.71	0.68	1.08	87.65	47.73	0.74	1.2	6.0
		W17-U	Bedroom	37.91	0.68	1.78	85.69	47.73	0.74	4.8	

Floor	Room ID	Window ID	Room Use	VSC	Win. Trans.	Glazing Area	Theta	Room Area	Room	ADF	TOTAL ADF
Twelfth	R12	W18-L	LKD	28.89	0.68	0.62	67.69	111.56	0.72	0.2	<b>8.9</b>
		W18-U	LKD	28.53	0.68	1.02	67.06	111.56	0.72	0.9	
		W19-L	LKD	37.26	0.68	1.08	84.18	111.56	0.72	0.5	
		W19-U	LKD	36.58	0.68	1.78	82.66	111.56	0.72	1.9	
		W20-L	LKD	38.47	0.68	1.08	87.04	111.56	0.72	0.5	
		W20-U	LKD	37.68	0.68	1.78	85.15	111.56	0.72	1.9	
		W21-L	LKD	31.62	0.68	2.00	72.62	111.56	0.72	0.7	
		W21-U	LKD	21.56	0.68	3.29	55.35	111.56	0.72	2.3	
Twelfth	R13	W22-L	Bedroom	35.36	0.68	1.08	80.02	49.21	0.74	1.0	<b>5.1</b>
		W22-U	Bedroom	32.82	0.68	1.78	74.88	49.21	0.74	4.0	
Twelfth	R14	W23-L	Bedroom	33.79	0.68	1.08	76.79	46.40	0.74	1.1	<b>5.4</b>
		W23-U	Bedroom	33.04	0.68	1.78	75.32	46.40	0.74	4.3	
Twelfth	R15	W24-L	Bedroom	24.62	0.68	1.08	60.41	59.69	0.73	0.6	<b>2.6</b>
		W24-U	Bedroom	14.54	0.68	1.78	43.61	59.69	0.73	1.9	
Twelfth	R16	W25-L	Bedroom	22.62	0.68	1.08	57.08	53.52	0.74	0.7	<b>2.7</b>
		W25-U	Bedroom	13.13	0.68	1.78	41.14	53.52	0.74	2.0	
Twelfth	R17	W26-L	Living Room	11.31	0.68	0.62	37.83	94.44	0.72	0.1	<b>3.4</b>
		W26-U	Living Room	6.73	0.68	1.02	28.58	94.44	0.72	0.4	
		W27-L	Living Room	38.71	0.68	1.08	87.65	94.44	0.72	0.6	
		W27-U	Living Room	37.92	0.68	1.78	85.70	94.44	0.72	2.3	
Twelfth	R18	W28-L	Living Room	38.71	0.68	1.08	87.65	94.43	0.72	0.6	<b>3.4</b>
		W28-U	Living Room	37.92	0.68	1.78	85.70	94.43	0.72	2.3	
		W29-L	Living Room	11.93	0.68	0.62	38.97	94.43	0.72	0.1	
		W29-U	Living Room	7.09	0.68	1.01	29.38	94.43	0.72	0.4	
Twelfth	R19	W30-L	Bedroom	23.98	0.68	1.08	59.33	53.52	0.74	0.7	<b>2.8</b>
		W30-U	Bedroom	13.88	0.68	1.78	42.46	53.52	0.74	2.1	
Twelfth	R20	W31-L	Bedroom	25.47	0.68	1.08	61.82	51.09	0.74	0.8	<b>3.1</b>
		W31-U	Bedroom	14.79	0.68	1.78	44.05	51.09	0.74	2.3	
Twelfth	R21	W32-L	LKD	20.05	0.68	2.00	52.85	123.47	0.71	0.5	<b>3.7</b>
		W32-U	LKD	10.88	0.68	3.29	37.02	123.47	0.71	1.4	
		W33-L	LKD	29.45	0.68	0.62	68.68	123.47	0.71	0.2	
		W33-U	LKD	19.97	0.68	1.02	52.72	123.47	0.71	0.6	
		W34-L	LKD	34.23	0.68	0.62	77.68	123.47	0.71	0.2	
		W34-U	LKD	32.90	0.68	1.02	75.04	123.47	0.71	0.9	
Thirteenth	R1	W1-L	Living Room	38.63	0.68	1.38	87.43	85.78	0.72	0.8	<b>8.9</b>
		W1-U	Living Room	37.81	0.68	2.28	85.45	85.78	0.72	3.2	
		W2-L	Living Room	37.09	0.68	0.62	83.80	85.78	0.72	0.3	
		W2-U	Living Room	36.60	0.68	1.02	82.69	85.78	0.72	1.4	
		W3-L	Living Room	38.59	0.68	1.08	87.33	85.78	0.72	0.6	
		W3-U	Living Room	37.83	0.68	1.78	85.49	85.78	0.72	2.5	
Thirteenth	R2	W4-L	Bedroom	38.37	0.68	1.08	86.80	61.07	0.73	0.9	<b>4.5</b>
		W4-U	Bedroom	37.64	0.68	1.78	85.05	61.07	0.73	3.6	
Thirteenth	R3	W5-L	Bedroom	37.83	0.68	1.08	85.49	56.51	0.74	1.0	<b>4.9</b>
		W5-U	Bedroom	37.15	0.68	1.78	83.93	56.51	0.74	3.9	
Thirteenth	R4	W6-L	Bedroom	34.54	0.68	0.62	78.31	55.01	0.74	0.5	<b>2.6</b>
		W6-U	Bedroom	33.45	0.68	1.02	76.11	55.01	0.74	2.1	
Thirteenth	R5	W7-L	Bedroom	27.31	0.68	0.62	64.94	43.17	0.74	0.6	<b>2.5</b>
		W7-U	Bedroom	20.33	0.68	1.02	53.32	43.17	0.74	1.9	
Thirteenth	R6	W8-L	Bedroom	18.13	0.68	0.85	49.68	42.08	0.74	0.6	<b>2.7</b>
		W8-U	Bedroom	13.23	0.68	1.40	41.31	42.08	0.74	2.1	
Thirteenth	R7	W9-L	LKD	15.45	0.68	0.62	45.18	110.99	0.72	0.1	<b>6.0</b>
		W9-U	LKD	12.28	0.68	1.02	39.62	110.99	0.72	0.5	
		W10-L	LKD	24.67	0.68	1.08	60.48	110.99	0.72	0.3	
		W10-U	LKD	24.93	0.68	1.78	60.91	110.99	0.72	1.4	
		W11-L	LKD	37.46	0.68	0.62	84.63	110.99	0.72	0.3	
		W11-U	LKD	36.88	0.68	1.02	83.32	110.99	0.72	1.1	
		W12-L	LKD	38.71	0.68	1.08	87.65	110.99	0.72	0.5	
		W12-U	LKD	37.91	0.68	1.78	85.68	110.99	0.72	1.9	

Floor	Room ID	Window ID	Room Use	VSC	Win. Trans.	Glazing Area	Theta	Room Area	Room	ADF	TOTAL ADF
Thirteenth	R8	W13-L	Bedroom	37.46	0.68	0.62	84.63	48.15	0.74	0.7	<b>3.3</b>
		W13-U	Bedroom	36.88	0.68	1.02	83.32	48.15	0.74	2.7	
Thirteenth	R9	W14-L	LKD	39.16	0.68	2.00	88.80	120.76	0.72	0.8	<b>8.5</b>
		W14-U	LKD	38.19	0.68	3.29	86.36	120.76	0.72	3.3	
		W15-L	LKD	36.68	0.68	1.08	82.88	120.76	0.72	0.4	
		W15-U	LKD	36.11	0.68	1.78	81.61	120.76	0.72	1.7	
		W16-L	LKD	38.72	0.68	1.08	87.66	120.76	0.72	0.4	
		W16-U	LKD	37.96	0.68	1.78	85.80	120.76	0.72	1.8	
Thirteenth	R10	W17-L	Bedroom	38.72	0.68	1.08	87.66	58.61	0.74	1.0	<b>4.8</b>
		W17-U	Bedroom	37.97	0.68	1.78	85.82	58.61	0.74	3.8	
Thirteenth	R11	W18-L	Bedroom	38.72	0.68	1.08	87.66	47.73	0.74	1.2	<b>6.0</b>
		W18-U	Bedroom	37.97	0.68	1.78	85.83	47.73	0.74	4.8	
Thirteenth	R12	W19-L	LKD	28.91	0.68	0.62	67.72	114.91	0.72	0.2	<b>8.7</b>
		W19-U	LKD	28.56	0.68	1.02	67.11	114.91	0.72	0.8	
		W20-L	LKD	37.44	0.68	1.08	84.60	114.91	0.72	0.4	
		W20-U	LKD	36.81	0.68	1.78	83.16	114.91	0.72	1.8	
		W21-L	LKD	38.57	0.68	1.08	87.30	114.91	0.72	0.5	
		W21-U	LKD	37.85	0.68	1.78	85.55	114.91	0.72	1.9	
		W22-L	LKD	32.49	0.68	2.00	74.26	114.91	0.72	0.7	
		W22-U	LKD	23.54	0.68	3.29	58.61	114.91	0.72	2.4	
Thirteenth	R13	W23-L	Bedroom	36.06	0.68	1.08	81.52	41.04	0.74	1.3	<b>6.4</b>
		W23-U	Bedroom	33.75	0.68	1.78	76.72	41.04	0.74	5.1	
Thirteenth	R14	W24-L	Bedroom	35.88	0.68	1.08	81.13	56.74	0.73	0.9	<b>4.7</b>
		W24-U	Bedroom	36.67	0.68	1.78	82.85	56.74	0.73	3.8	
Thirteenth	R15	W25-L	Bedroom	16.00	0.68	1.08	46.11	63.15	0.73	0.5	<b>3.1</b>
		W25-U	Bedroom	25.75	0.68	1.78	62.29	63.15	0.73	2.6	
Thirteenth	R16	W26-L	Bedroom	17.74	0.68	1.38	49.03	58.69	0.73	0.7	<b>4.2</b>
		W26-U	Bedroom	25.03	0.68	2.28	61.09	58.69	0.73	3.5	
Thirteenth	R17	W27-L	Living Room	22.55	0.68	1.08	56.96	78.46	0.72	0.4	<b>3.2</b>
		W27-U	Living Room	37.25	0.68	1.78	84.16	78.46	0.72	2.7	
Thirteenth	R18	W28-L	Bedroom	23.19	0.68	1.08	58.03	50.86	0.74	0.7	<b>5.2</b>
		W28-U	Bedroom	37.92	0.68	1.78	85.72	50.86	0.74	4.5	
Thirteenth	R19	W29-L	Bedroom	23.23	0.68	1.08	58.09	55.47	0.73	0.7	<b>4.7</b>
		W29-U	Bedroom	37.96	0.68	1.78	85.80	55.47	0.73	4.1	
Thirteenth	R20	W30-L	Bedroom	22.28	0.68	1.08	56.52	50.32	0.74	0.7	<b>5.3</b>
		W30-U	Bedroom	37.93	0.68	1.78	85.74	50.32	0.74	4.5	
Thirteenth	R21	W31-L	Living Room	38.24	0.68	1.08	86.49	100.16	0.72	0.5	<b>7.5</b>
		W31-U	Living Room	37.92	0.68	1.78	85.70	100.16	0.72	2.1	
		W32-L	Living Room	37.11	0.68	0.62	83.83	100.16	0.72	0.3	
		W32-U	Living Room	36.61	0.68	1.02	82.72	100.16	0.72	1.2	
		W33-L	Living Room	38.63	0.68	1.38	87.44	100.16	0.72	0.7	
		W33-U	Living Room	37.81	0.68	2.28	85.46	100.16	0.72	2.7	
Fourteenth	R1	W1-L	Bedroom	36.18	0.68	0.62	81.78	55.01	0.74	0.5	<b>2.8</b>
		W1-U	Bedroom	35.84	0.68	1.02	81.04	55.01	0.74	2.2	
Fourteenth	R2	W2-L	Bedroom	32.89	0.68	0.62	75.02	43.17	0.74	0.7	<b>3.3</b>
		W2-U	Bedroom	32.87	0.68	1.02	74.98	43.17	0.74	2.7	
Fourteenth	R3	W3-L	Bedroom	22.53	0.68	0.85	56.93	42.08	0.74	0.7	<b>3.6</b>
		W3-U	Bedroom	22.33	0.68	1.40	56.60	42.08	0.74	2.9	
Fourteenth	R4	W4-L	LKD	21.42	0.68	0.62	55.10	111.01	0.72	0.2	<b>6.4</b>
		W4-U	LKD	21.61	0.68	1.02	55.42	111.01	0.72	0.7	
		W5-L	LKD	27.23	0.68	1.08	64.81	111.01	0.72	0.4	
		W5-U	LKD	27.89	0.68	1.78	65.94	111.01	0.72	1.5	
		W6-L	LKD	37.46	0.68	0.62	84.63	111.01	0.72	0.3	
		W6-U	LKD	36.88	0.68	1.02	83.32	111.01	0.72	1.1	
		W7-L	LKD	38.71	0.68	1.08	87.65	111.01	0.72	0.5	
		W7-U	LKD	37.91	0.68	1.78	85.68	111.01	0.72	1.9	
Fourteenth	R5	W8-L	LKD	29.42	0.68	0.62	68.63	120.87	0.72	0.2	

Floor	Room ID	Window ID	Room Use	VSC	Win. Trans.	Glazing Area	Theta	Room Area	Room	ADF	TOTAL ADF
		W8-U	LKD	29.81	0.68	1.02	69.32	120.87	0.72	0.8	
		W9-L	LKD	37.81	0.68	1.08	85.45	120.87	0.72	0.4	
		W9-U	LKD	37.31	0.68	1.78	84.30	120.87	0.72	1.7	
		W10-L	LKD	38.61	0.68	1.08	87.39	120.87	0.72	0.4	
		W10-U	LKD	37.85	0.68	1.78	85.54	120.87	0.72	1.8	
		W11-L	LKD	39.16	0.68	2.00	88.80	120.87	0.72	0.8	
		W11-U	LKD	38.19	0.68	3.29	86.36	120.87	0.72	3.3	9.5
Fourteenth	R6	W12-L	Bedroom	38.71	0.68	1.08	87.65	41.04	0.74	1.4	
		W12-U	Bedroom	37.91	0.68	1.78	85.69	41.04	0.74	5.7	7.1
Fourteenth	R7	W13-L	Bedroom	38.71	0.68	1.08	87.65	56.74	0.73	1.0	
		W13-U	Bedroom	37.91	0.68	1.78	85.69	56.74	0.73	4.0	4.9
Fourteenth	R8	W14-L	Bedroom	38.71	0.68	1.08	87.65	67.85	0.73	0.8	
		W14-U	Bedroom	37.91	0.68	1.78	85.69	67.85	0.73	3.3	4.1
Fourteenth	R9	W15-L	Living Room	38.99	0.68	1.38	88.36	87.03	0.73	0.8	
		W15-U	Living Room	38.09	0.68	2.28	86.13	87.03	0.73	3.3	4.1
Fourteenth	R10	W16-L	Bedroom	38.71	0.68	1.08	87.65	59.65	0.73	0.9	
		W16-U	Bedroom	37.91	0.68	1.78	85.69	59.65	0.73	3.8	4.7
Fourteenth	R11	W17-L	Bedroom	38.71	0.68	1.08	87.65	51.48	0.74	1.1	
		W17-U	Bedroom	37.91	0.68	1.78	85.69	51.48	0.74	4.4	5.5
Fourteenth	R12	W18-L	LKD	38.71	0.68	1.08	87.65	103.47	0.72	0.5	
		W18-U	LKD	37.91	0.68	1.78	85.69	103.47	0.72	2.1	
		W19-L	LKD	25.41	0.68	0.62	61.71	103.47	0.72	0.2	
		W19-U	LKD	29.56	0.68	1.02	68.88	103.47	0.72	1.0	
		W20-L	LKD	36.74	0.68	2.00	83.00	103.47	0.72	0.9	
		W20-U	LKD	37.73	0.68	3.29	85.27	103.47	0.72	3.8	8.5
<b>BLOCK B</b>											
First	R1	W1-L	Living Room	19.23	0.68	1.64	51.50	64.61	0.73	0.8	
		W1-U	Living Room	12.29	0.68	3.64	39.64	64.61	0.73	3.3	4.0
First	R2	W2-L	Bedroom	26.32	0.68	0.89	63.26	53.82	0.74	0.6	
		W2-U	Bedroom	17.85	0.68	1.97	49.22	53.82	0.74	2.7	3.3
First	R3	W3-L	Bedroom	24.65	0.68	0.89	60.44	51.38	0.74	0.6	
		W3-U	Bedroom	16.66	0.68	1.97	47.23	51.38	0.74	2.7	3.3
First	R4	W4-L	Living Room	11.75	0.68	0.51	38.64	82.04	0.72	0.1	
		W4-U	Living Room	8.12	0.68	1.13	31.58	82.04	0.72	0.6	
		W5-L	Living Room	38.37	0.68	0.89	86.80	82.04	0.72	0.5	
		W5-U	Living Room	38.00	0.68	1.97	85.90	82.04	0.72	2.9	4.2
First	R5	W6-L	Living Room	38.38	0.68	0.89	86.82	82.32	0.72	0.5	
		W6-U	Living Room	38.00	0.68	1.97	85.91	82.32	0.72	2.9	
		W7-L	Living Room	12.16	0.68	0.51	39.40	82.32	0.72	0.1	
		W7-U	Living Room	8.33	0.68	1.13	32.02	82.32	0.72	0.6	4.2
First	R6	W8-L	Bedroom	23.61	0.68	0.89	58.73	51.38	0.74	0.6	
		W8-U	Bedroom	15.98	0.68	1.97	46.08	51.38	0.74	2.6	3.2
First	R7	W9-L	Bedroom	25.34	0.68	0.89	61.59	62.46	0.73	0.5	
		W9-U	Bedroom	17.93	0.68	1.97	49.34	62.46	0.73	2.3	2.8
First	R8	W10-L	Bedroom	34.36	0.68	0.89	77.94	52.89	0.74	0.8	
		W10-U	Bedroom	33.98	0.68	1.97	77.18	52.89	0.74	4.3	5.0
First	R9	W11-L	Living Room	37.80	0.68	0.89	85.44	91.62	0.72	0.5	
		W11-U	Living Room	37.49	0.68	1.97	84.70	91.62	0.72	2.6	
		W12-L	Living Room	38.38	0.68	0.89	86.82	91.62	0.72	0.5	
		W12-U	Living Room	37.98	0.68	1.97	85.84	91.62	0.72	2.6	
		W13-L	Living Room	15.74	0.68	1.64	45.67	91.62	0.72	0.5	
		W13-U	Living Room	9.49	0.68	3.64	34.35	91.62	0.72	1.9	8.5
First	R10	W14-L	Bedroom	17.61	0.68	0.89	48.81	55.66	0.73	0.5	
		W14-U	Bedroom	17.45	0.68	1.97	48.55	55.66	0.73	2.5	3.0
First	R11	W15-L	Bedroom	8.10	0.68	0.89	31.54	51.54	0.74	0.3	
		W15-U	Bedroom	4.66	0.68	1.97	23.62	51.54	0.74	1.3	1.7

Floor	Room ID	Window ID	Room Use	VSC	Win. Trans.	Glazing Area	Theta	Room Area	Room	ADF	TOTAL ADF
First	R12	W16-L	Bedroom	8.69	0.68	0.89	32.75	48.86	0.74	0.4	1.8
		W16-U	Bedroom	4.88	0.68	1.97	24.17	48.86	0.74	1.5	
First	R13	W17-L	Living Room	9.33	0.68	0.51	34.05	88.82	0.72	0.1	4.3
		W17-U	Living Room	6.08	0.68	1.13	27.10	88.82	0.72	0.5	
		W18-L	Living Room	16.54	0.68	0.51	47.02	88.82	0.72	0.2	
		W18-U	Living Room	16.48	0.68	1.13	46.91	88.82	0.72	0.8	
		W19-L	Living Room	17.97	0.68	0.89	49.41	88.82	0.72	0.3	
		W19-U	Living Room	17.74	0.68	1.97	49.03	88.82	0.72	1.5	
		W20-L	Living Room	13.55	0.68	0.51	41.88	88.82	0.72	0.1	
		W20-U	Living Room	13.60	0.68	1.13	41.98	88.82	0.72	0.8	
First	R14	W21-L	Bedroom	13.88	0.68	0.89	42.46	46.65	0.74	0.5	3.2
		W21-U	Bedroom	13.91	0.68	1.97	42.52	46.65	0.74	2.7	
First	R15	W22-L	Bedroom	18.37	0.68	0.89	50.08	46.66	0.74	0.6	3.7
		W22-U	Bedroom	18.32	0.68	1.97	49.99	46.66	0.74	3.2	
First	R16	W23-L	LKD	19.08	0.68	0.89	51.25	113.77	0.72	0.2	3.7
		W23-U	LKD	18.96	0.68	1.97	51.06	113.77	0.72	1.2	
		W24-L	LKD	12.50	0.68	1.64	40.02	113.77	0.72	0.3	
		W24-U	LKD	5.06	0.68	3.64	24.64	113.77	0.72	1.1	
		W25-L	LKD	18.58	0.68	0.51	50.43	113.77	0.72	0.1	
		W25-U	LKD	19.39	0.68	1.13	51.77	113.77	0.72	0.7	
First	R17	W26-L	LKD	17.36	0.68	0.51	48.39	123.21	0.72	0.1	3.1
		W26-U	LKD	17.92	0.68	1.13	49.33	123.21	0.72	0.6	
		W27-L	LKD	10.48	0.68	1.64	36.27	123.21	0.72	0.3	
		W27-U	LKD	3.25	0.68	3.64	19.67	123.21	0.72	0.8	
		W28-L	LKD	15.83	0.68	0.89	45.82	123.21	0.72	0.2	
		W28-U	LKD	15.86	0.68	1.97	45.86	123.21	0.72	1.0	
First	R18	W29-L	Bedroom	14.60	0.68	0.89	43.71	48.20	0.74	0.5	3.2
		W29-U	Bedroom	14.62	0.68	1.97	43.76	48.20	0.74	2.7	
First	R19	W30-L	Bedroom	13.29	0.68	0.89	41.42	63.32	0.73	0.3	2.2
		W30-U	Bedroom	13.32	0.68	1.97	41.48	63.32	0.73	1.9	
First	R20	W31-L	Bedroom	17.05	0.68	0.89	47.88	67.24	0.73	0.4	2.4
		W31-U	Bedroom	17.46	0.68	1.97	48.55	67.24	0.73	2.1	
First	R21	W32-L	Bedroom	13.18	0.68	1.14	41.23	67.96	0.73	0.4	1.9
		W32-U	Bedroom	6.25	0.68	2.52	27.50	67.96	0.73	1.5	
First	R22	W33-L	Bedroom	20.00	0.68	0.89	52.77	58.04	0.73	0.5	3.1
		W33-U	Bedroom	20.30	0.68	1.97	53.26	58.04	0.73	2.7	
Second	R1	W1-L	Living Room	19.55	0.68	1.64	52.03	64.33	0.73	0.3	3.6
		W1-U	Living Room	12.39	0.68	3.64	39.82	64.33	0.73	3.3	
Second	R2	W2-L	Bedroom	26.66	0.68	0.89	63.83	53.82	0.74	0.2	2.9
		W2-U	Bedroom	17.96	0.68	1.97	49.39	53.82	0.74	2.7	
Second	R3	W3-L	Bedroom	25.10	0.68	0.89	61.20	51.38	0.74	0.2	3.0
		W3-U	Bedroom	16.84	0.68	1.97	47.53	51.38	0.74	2.7	
Second	R4	W4-L	Living Room	12.08	0.68	0.51	39.25	82.04	0.72	0.1	3.8
		W4-U	Living Room	8.37	0.68	1.13	32.10	82.04	0.72	0.6	
		W5-L	Living Room	38.72	0.68	0.89	87.66	82.04	0.72	0.2	
		W5-U	Living Room	38.11	0.68	1.97	86.16	82.04	0.72	2.9	
Second	R5	W6-L	Living Room	38.72	0.68	0.89	87.66	82.32	0.72	0.2	3.8
		W6-U	Living Room	38.11	0.68	1.97	86.16	82.32	0.72	2.9	
		W7-L	Living Room	12.21	0.68	0.51	39.49	82.32	0.72	0.1	
		W7-U	Living Room	8.36	0.68	1.13	32.08	82.32	0.72	0.6	
Second	R6	W8-L	Bedroom	23.89	0.68	0.89	59.18	51.38	0.74	0.2	2.9
		W8-U	Bedroom	16.07	0.68	1.97	46.23	51.38	0.74	2.6	
Second	R7	W9-L	Bedroom	25.65	0.68	0.89	62.12	62.46	0.73	0.2	2.5
		W9-U	Bedroom	18.03	0.68	1.97	49.51	62.46	0.73	2.3	
Second	R8	W10-L	Bedroom	34.67	0.68	0.89	78.57	52.89	0.74	0.3	4.6
		W10-U	Bedroom	34.08	0.68	1.97	77.37	52.89	0.74	4.3	

Floor	Room ID	Window ID	Room Use	VSC	Win. Trans.	Glazing Area	Theta	Room Area	Room	ADF	TOTAL ADF
Second	R9	W11-L	Living Room	38.10	0.68	0.89	86.15	91.62	0.72	0.2	
		W11-U	Living Room	37.58	0.68	1.97	84.91	91.62	0.72	2.6	
		W12-L	Living Room	38.67	0.68	0.89	87.54	91.62	0.72	0.2	
		W12-U	Living Room	38.07	0.68	1.97	86.06	91.62	0.72	2.6	
		W13-L	Living Room	16.13	0.68	1.64	46.32	91.62	0.72	0.2	
		W13-U	Living Room	9.80	0.68	3.64	34.97	91.62	0.72	2.0	<b>7.7</b>
Second	R10	W14-L	Bedroom	18.36	0.68	0.89	50.06	55.66	0.73	0.2	
		W14-U	Bedroom	18.21	0.68	1.97	49.81	55.66	0.73	2.6	<b>2.8</b>
Second	R11	W15-L	Bedroom	8.64	0.68	0.89	32.66	51.54	0.74	0.1	
		W15-U	Bedroom	4.99	0.68	1.97	24.46	51.54	0.74	1.4	<b>1.5</b>
Second	R12	W16-L	Bedroom	9.01	0.68	0.89	33.41	48.86	0.74	0.1	
		W16-U	Bedroom	5.19	0.68	1.97	24.95	48.86	0.74	1.5	<b>1.6</b>
Second	R13	W17-L	Living Room	9.44	0.68	0.51	34.25	88.82	0.72	0.0	
		W17-U	Living Room	6.09	0.68	1.13	27.12	88.82	0.72	0.5	
		W18-L	Living Room	17.58	0.68	0.51	48.76	88.82	0.72	0.1	
		W18-U	Living Room	17.55	0.68	1.13	48.71	88.82	0.72	0.9	
		W19-L	Living Room	19.07	0.68	0.89	51.24	88.82	0.72	0.1	
		W19-U	Living Room	18.88	0.68	1.97	50.93	88.82	0.72	1.6	
		W20-L	Living Room	14.33	0.68	0.51	43.25	88.82	0.72	0.1	
		W20-U	Living Room	14.39	0.68	1.13	43.35	88.82	0.72	0.8	<b>4.0</b>
Second	R14	W21-L	Bedroom	14.98	0.68	0.89	44.37	46.65	0.74	0.2	
		W21-U	Bedroom	15.05	0.68	1.97	44.49	46.65	0.74	2.8	<b>3.0</b>
Second	R15	W22-L	Bedroom	19.63	0.68	0.89	52.17	46.66	0.74	0.2	
		W22-U	Bedroom	19.62	0.68	1.97	52.14	46.66	0.74	3.3	<b>3.5</b>
Second	R16	W23-L	LKD	20.43	0.68	0.89	53.48	113.77	0.72	0.1	
		W23-U	LKD	20.36	0.68	1.97	53.36	113.77	0.72	1.3	
		W24-L	LKD	14.68	0.68	1.64	43.86	113.77	0.72	0.1	
		W24-U	LKD	5.49	0.68	3.64	25.68	113.77	0.72	1.1	
		W25-L	LKD	20.64	0.68	0.51	53.83	113.77	0.72	0.1	
		W25-U	LKD	21.63	0.68	1.13	55.45	113.77	0.72	0.8	<b>3.5</b>
Second	R17	W26-L	LKD	19.72	0.68	0.51	52.30	120.50	0.72	0.0	
		W26-U	LKD	20.14	0.68	1.13	53.01	120.50	0.72	0.7	
		W27-L	LKD	12.98	0.68	1.64	40.88	120.50	0.72	0.1	
		W27-U	LKD	3.87	0.68	3.64	21.49	120.50	0.72	0.9	
		W28-L	LKD	17.28	0.68	0.89	48.27	120.50	0.72	0.1	
		W28-U	LKD	17.28	0.68	1.97	48.26	120.50	0.72	1.1	<b>3.0</b>
Second	R18	W29-L	Bedroom	15.92	0.68	0.89	45.97	48.20	0.74	0.2	
		W29-U	Bedroom	15.92	0.68	1.97	45.96	48.20	0.74	2.8	<b>3.0</b>
Second	R19	W30-L	Bedroom	14.46	0.68	0.89	43.47	63.32	0.73	0.1	
		W30-U	Bedroom	14.47	0.68	1.97	43.50	63.32	0.73	2.0	<b>2.1</b>
Second	R20	W31-L	Bedroom	12.85	0.68	0.89	40.63	57.33	0.73	0.1	
		W31-U	Bedroom	12.86	0.68	1.97	40.65	57.33	0.73	2.1	<b>2.2</b>
Second	R21	W32-L	Bedroom	9.51	0.68	0.51	34.40	57.82	0.74	0.1	
		W32-U	Bedroom	4.94	0.68	1.13	24.34	57.82	0.74	0.7	<b>0.8</b>
Second	R22	W33-L	Bedroom	12.12	0.68	1.64	39.32	68.25	0.73	0.2	
		W33-U	Bedroom	6.39	0.68	3.64	27.81	68.25	0.73	2.2	<b>2.4</b>
Second	R23	W34-L	Bedroom	18.90	0.68	0.89	50.96	67.24	0.73	0.1	
		W34-U	Bedroom	19.44	0.68	1.97	51.86	67.24	0.73	2.2	<b>2.3</b>
Second	R24	W35-L	Bedroom	15.10	0.68	1.14	44.58	67.96	0.73	0.2	
		W35-U	Bedroom	7.86	0.68	2.52	31.04	67.96	0.73	1.7	<b>1.8</b>
Second	R25	W36-L	Bedroom	22.11	0.68	0.89	56.25	58.04	0.73	0.2	
		W36-U	Bedroom	22.50	0.68	1.97	56.89	58.04	0.73	2.8	<b>3.0</b>
Third	R1	W1-L	Living Room	19.55	0.68	1.64	52.03	64.33	0.73	0.3	
		W1-U	Living Room	12.39	0.68	3.64	39.82	64.33	0.73	3.3	<b>3.6</b>
Third	R2	W2-L	Bedroom	26.66	0.68	0.89	63.83	53.82	0.74	0.2	
		W2-U	Bedroom	17.96	0.68	1.97	49.39	53.82	0.74	2.7	<b>2.9</b>



Floor	Room ID	Window ID	Room Use	VSC	Win. Trans.	Glazing Area	Theta	Room Area	Room	ADF	TOTAL ADF
Third	R3	W3-L	Bedroom	25.10	0.68	0.89	61.20	51.38	0.74	0.2	<b>3.0</b>
		W3-U	Bedroom	16.84	0.68	1.97	47.53	51.38	0.74	2.7	
Third	R4	W4-L	Living Room	12.08	0.68	0.51	39.25	82.04	0.72	0.1	<b>3.8</b>
		W4-U	Living Room	8.37	0.68	1.13	32.10	82.04	0.72	0.6	
		W5-L	Living Room	38.72	0.68	0.89	87.66	82.04	0.72	0.2	
		W5-U	Living Room	38.11	0.68	1.97	86.16	82.04	0.72	2.9	
Third	R5	W6-L	Living Room	38.72	0.68	0.89	87.66	82.32	0.72	0.2	<b>3.8</b>
		W6-U	Living Room	38.11	0.68	1.97	86.16	82.32	0.72	2.9	
		W7-L	Living Room	12.23	0.68	0.51	39.53	82.32	0.72	0.1	
		W7-U	Living Room	8.36	0.68	1.13	32.10	82.32	0.72	0.6	
Third	R6	W8-L	Bedroom	23.89	0.68	0.89	59.18	51.38	0.74	0.2	<b>2.9</b>
		W8-U	Bedroom	16.07	0.68	1.97	46.23	51.38	0.74	2.6	
Third	R7	W9-L	Bedroom	25.65	0.68	0.89	62.12	62.46	0.73	0.2	<b>2.5</b>
		W9-U	Bedroom	18.03	0.68	1.97	49.51	62.46	0.73	2.3	
Third	R8	W10-L	Bedroom	34.67	0.68	0.89	78.57	52.89	0.74	0.3	<b>4.6</b>
		W10-U	Bedroom	34.08	0.68	1.97	77.37	52.89	0.74	4.3	
Third	R9	W11-L	Living Room	38.11	0.68	0.89	86.15	91.62	0.72	0.2	<b>7.7</b>
		W11-U	Living Room	37.58	0.68	1.97	84.91	91.62	0.72	2.6	
		W12-L	Living Room	38.67	0.68	0.89	87.55	91.62	0.72	0.2	
		W12-U	Living Room	38.07	0.68	1.97	86.07	91.62	0.72	2.6	
		W13-L	Living Room	16.50	0.68	1.64	46.94	91.62	0.72	0.2	
		W13-U	Living Room	10.11	0.68	3.64	35.55	91.62	0.72	2.0	
Third	R10	W14-L	Bedroom	19.18	0.68	0.89	51.42	55.66	0.73	0.2	<b>2.9</b>
		W14-U	Bedroom	19.06	0.68	1.97	51.22	55.66	0.73	2.7	
Third	R11	W15-L	Bedroom	9.20	0.68	0.89	33.79	51.54	0.74	0.1	<b>1.6</b>
		W15-U	Bedroom	5.43	0.68	1.97	25.54	51.54	0.74	1.5	
Third	R12	W16-L	Bedroom	9.32	0.68	0.89	34.03	48.86	0.74	0.1	<b>1.7</b>
		W16-U	Bedroom	5.50	0.68	1.97	25.71	48.86	0.74	1.6	
Third	R13	W17-L	Living Room	9.53	0.68	0.51	34.44	88.82	0.72	0.0	<b>4.1</b>
		W17-U	Living Room	6.09	0.68	1.13	27.12	88.82	0.72	0.5	
		W18-L	Living Room	18.72	0.68	0.51	50.66	88.82	0.72	0.1	
		W18-U	Living Room	18.75	0.68	1.13	50.70	88.82	0.72	0.9	
		W19-L	Living Room	20.28	0.68	0.89	53.24	88.82	0.72	0.1	
		W19-U	Living Room	20.15	0.68	1.97	53.01	88.82	0.72	1.7	
		W20-L	Living Room	15.12	0.68	0.51	44.61	88.82	0.72	0.1	
		W20-U	Living Room	15.20	0.68	1.13	44.75	88.82	0.72	0.8	
Third	R14	W21-L	Bedroom	16.18	0.68	0.89	46.40	46.65	0.74	0.2	<b>3.2</b>
		W21-U	Bedroom	16.26	0.68	1.97	46.54	46.65	0.74	3.0	
Third	R15	W22-L	Bedroom	21.01	0.68	0.89	54.44	46.66	0.74	0.2	<b>3.7</b>
		W22-U	Bedroom	21.03	0.68	1.97	54.46	46.66	0.74	3.5	
Third	R16	W23-L	LKD	21.89	0.68	0.89	55.89	113.77	0.72	0.1	<b>3.7</b>
		W23-U	LKD	21.85	0.68	1.97	55.82	113.77	0.72	1.3	
		W24-L	LKD	17.09	0.68	1.64	47.95	113.77	0.72	0.1	
		W24-U	LKD	6.86	0.68	3.64	28.87	113.77	0.72	1.3	
		W25-L	LKD	23.00	0.68	0.51	57.72	113.77	0.72	0.1	
		W25-U	LKD	23.93	0.68	1.13	59.25	113.77	0.72	0.8	
Third	R17	W26-L	LKD	22.37	0.68	0.51	56.67	120.50	0.72	0.1	<b>3.3</b>
		W26-U	LKD	22.68	0.68	1.13	57.19	120.50	0.72	0.8	
		W27-L	LKD	15.79	0.68	1.64	45.75	120.50	0.72	0.1	
		W27-U	LKD	5.66	0.68	3.64	26.09	120.50	0.72	1.1	
		W28-L	LKD	18.73	0.68	0.89	50.67	120.50	0.72	0.1	
		W28-U	LKD	18.72	0.68	1.97	50.66	120.50	0.72	1.2	
Third	R18	W29-L	Bedroom	17.24	0.68	0.89	48.19	48.20	0.74	0.2	<b>3.1</b>
		W29-U	Bedroom	17.23	0.68	1.97	48.18	48.20	0.74	2.9	
Third	R19	W30-L	Bedroom	15.61	0.68	0.89	45.45	63.32	0.73	0.1	<b>2.2</b>
		W30-U	Bedroom	15.64	0.68	1.97	45.49	63.32	0.73	2.1	
Third	R20	W31-L	Bedroom	13.80	0.68	0.89	42.33	57.33	0.73	0.1	

Floor	Room ID	Window ID	Room Use	VSC	Win. Trans.	Glazing Area	Theta	Room Area	Room	ADF	TOTAL ADF
		W31-U	Bedroom	13.84	0.68	1.97	42.39	57.33	0.73	2.1	<b>2.3</b>
Third	R21	W32-L	Bedroom	10.49	0.68	0.51	36.28	57.82	0.74	0.1	
		W32-U	Bedroom	5.89	0.68	1.13	26.64	57.82	0.74	0.8	<b>0.8</b>
Third	R22	W33-L	Bedroom	13.53	0.68	1.64	41.86	68.25	0.73	0.2	
		W33-U	Bedroom	7.69	0.68	3.64	30.68	68.25	0.73	2.4	<b>2.6</b>
Third	R23	W34-L	Bedroom	20.91	0.68	0.89	54.26	67.24	0.73	0.2	
		W34-U	Bedroom	21.66	0.68	1.97	55.50	67.24	0.73	2.4	<b>2.5</b>
Third	R24	W35-L	Bedroom	17.39	0.68	1.14	48.44	67.96	0.73	0.2	
		W35-U	Bedroom	9.46	0.68	2.52	34.30	67.96	0.73	1.9	<b>2.0</b>
Third	R25	W36-L	Bedroom	24.22	0.68	0.89	59.74	58.04	0.73	0.2	
		W36-U	Bedroom	24.87	0.68	1.97	60.81	58.04	0.73	3.0	<b>3.2</b>
Fourth	R1	W1-L	Living Room	19.55	0.68	1.64	52.03	64.33	0.73	0.3	
		W1-U	Living Room	12.39	0.68	3.64	39.82	64.33	0.73	3.3	<b>3.6</b>
Fourth	R2	W2-L	Bedroom	26.66	0.68	0.89	63.83	53.82	0.74	0.2	
		W2-U	Bedroom	17.96	0.68	1.97	49.39	53.82	0.74	2.7	<b>2.9</b>
Fourth	R3	W3-L	Bedroom	25.10	0.68	0.89	61.20	51.38	0.74	0.2	
		W3-U	Bedroom	16.84	0.68	1.97	47.53	51.38	0.74	2.7	<b>3.0</b>
Fourth	R4	W4-L	Living Room	12.08	0.68	0.51	39.25	82.04	0.72	0.1	
		W4-U	Living Room	8.37	0.68	1.13	32.10	82.04	0.72	0.6	
		W5-L	Living Room	38.72	0.68	0.89	87.66	82.04	0.72	0.2	
		W5-U	Living Room	38.11	0.68	1.97	86.16	82.04	0.72	2.9	<b>3.8</b>
Fourth	R5	W6-L	Living Room	38.72	0.68	0.89	87.66	82.32	0.72	0.2	
		W6-U	Living Room	38.11	0.68	1.97	86.16	82.32	0.72	2.9	
		W7-L	Living Room	12.24	0.68	0.51	39.53	82.32	0.72	0.1	
		W7-U	Living Room	8.37	0.68	1.13	32.10	82.32	0.72	0.6	<b>3.8</b>
Fourth	R6	W8-L	Bedroom	23.89	0.68	0.89	59.18	51.38	0.74	0.2	
		W8-U	Bedroom	16.07	0.68	1.97	46.23	51.38	0.74	2.6	<b>2.9</b>
Fourth	R7	W9-L	Bedroom	25.65	0.68	0.89	62.12	62.46	0.73	0.2	
		W9-U	Bedroom	18.03	0.68	1.97	49.51	62.46	0.73	2.3	<b>2.5</b>
Fourth	R8	W10-L	Bedroom	34.67	0.68	0.89	78.57	52.89	0.74	0.3	
		W10-U	Bedroom	34.08	0.68	1.97	77.37	52.89	0.74	4.3	<b>4.6</b>
Fourth	R9	W11-L	Living Room	38.11	0.68	0.89	86.16	91.62	0.72	0.2	
		W11-U	Living Room	37.58	0.68	1.97	84.91	91.62	0.72	2.6	
		W12-L	Living Room	38.67	0.68	0.89	87.55	91.62	0.72	0.2	
		W12-U	Living Room	38.07	0.68	1.97	86.07	91.62	0.72	2.6	
		W13-L	Living Room	17.12	0.68	1.64	48.00	91.62	0.72	0.2	
		W13-U	Living Room	10.39	0.68	3.64	36.10	91.62	0.72	2.0	<b>7.7</b>
Fourth	R10	W14-L	Bedroom	20.10	0.68	0.89	52.94	55.66	0.73	0.2	
		W14-U	Bedroom	19.98	0.68	1.97	52.74	55.66	0.73	2.8	<b>2.9</b>
Fourth	R11	W15-L	Bedroom	10.03	0.68	0.89	35.40	51.54	0.74	0.1	
		W15-U	Bedroom	5.98	0.68	1.97	26.85	51.54	0.74	1.5	<b>1.7</b>
Fourth	R12	W16-L	Bedroom	9.92	0.68	0.89	35.19	48.86	0.74	0.1	
		W16-U	Bedroom	5.82	0.68	1.97	26.47	48.86	0.74	1.6	<b>1.7</b>
Fourth	R13	W17-L	Living Room	9.64	0.68	0.51	34.65	88.82	0.72	0.0	
		W17-U	Living Room	6.10	0.68	1.13	27.13	88.82	0.72	0.5	
		W18-L	Living Room	19.98	0.68	0.51	52.73	88.82	0.72	0.1	
		W18-U	Living Room	20.03	0.68	1.13	52.82	88.82	0.72	0.9	
		W19-L	Living Room	21.61	0.68	0.89	55.41	88.82	0.72	0.1	
		W19-U	Living Room	21.49	0.68	1.97	55.23	88.82	0.72	1.7	
		W20-L	Living Room	15.99	0.68	0.51	46.08	88.82	0.72	0.1	
		W20-U	Living Room	16.11	0.68	1.13	46.29	88.82	0.72	0.8	<b>4.3</b>
Fourth	R14	W21-L	Bedroom	17.43	0.68	0.89	48.51	46.65	0.74	0.2	
		W21-U	Bedroom	17.54	0.68	1.97	48.70	46.65	0.74	3.1	<b>3.3</b>
Fourth	R15	W22-L	Bedroom	22.49	0.68	0.89	56.86	46.66	0.74	0.2	
		W22-U	Bedroom	22.53	0.68	1.97	56.93	46.66	0.74	3.6	<b>3.9</b>

Floor	Room ID	Window ID	Room Use	VSC	Win. Trans.	Glazing Area	Theta	Room Area	Room	ADF	TOTAL ADF
Fourth	R16	W23-L	LKD	23.46	0.68	0.89	58.47	113.77	0.72	0.1	<b>4.1</b>
		W23-U	LKD	23.45	0.68	1.97	58.47	113.77	0.72	1.4	
		W24-L	LKD	19.75	0.68	1.64	52.36	113.77	0.72	0.2	
		W24-U	LKD	9.51	0.68	3.64	34.40	113.77	0.72	1.5	
		W25-L	LKD	25.75	0.68	0.51	62.28	113.77	0.72	0.1	
		W25-U	LKD	26.54	0.68	1.13	63.63	113.77	0.72	0.9	
Fourth	R17	W26-L	LKD	25.36	0.68	0.51	61.63	120.50	0.72	0.1	<b>3.8</b>
		W26-U	LKD	25.74	0.68	1.13	62.27	120.50	0.72	0.8	
		W27-L	LKD	18.84	0.68	1.64	50.85	120.50	0.72	0.1	
		W27-U	LKD	8.74	0.68	3.64	32.87	120.50	0.72	1.4	
		W28-L	LKD	20.26	0.68	0.89	53.20	120.50	0.72	0.1	
		W28-U	LKD	20.29	0.68	1.97	53.24	120.50	0.72	1.2	
Fourth	R18	W29-L	Bedroom	18.64	0.68	0.89	50.53	48.20	0.74	0.2	<b>3.3</b>
		W29-U	Bedroom	18.67	0.68	1.97	50.58	48.20	0.74	3.1	
Fourth	R19	W30-L	Bedroom	16.87	0.68	0.89	47.57	63.32	0.73	0.1	<b>2.3</b>
		W30-U	Bedroom	16.92	0.68	1.97	47.66	63.32	0.73	2.2	
Fourth	R20	W31-L	Bedroom	14.84	0.68	0.89	44.12	57.33	0.73	0.2	<b>2.4</b>
		W31-U	Bedroom	14.89	0.68	1.97	44.22	57.33	0.73	2.2	
Fourth	R21	W32-L	Bedroom	11.52	0.68	0.51	38.22	57.82	0.74	0.1	<b>0.9</b>
		W32-U	Bedroom	6.84	0.68	1.13	28.83	57.82	0.74	0.8	
Fourth	R22	W33-L	Bedroom	15.17	0.68	1.64	44.69	68.25	0.73	0.2	<b>2.8</b>
		W33-U	Bedroom	9.04	0.68	3.64	33.47	68.25	0.73	2.6	
Fourth	R23	W34-L	Bedroom	23.25	0.68	0.89	58.13	67.24	0.73	0.2	<b>2.7</b>
		W34-U	Bedroom	24.23	0.68	1.97	59.75	67.24	0.73	2.5	
Fourth	R24	W35-L	Bedroom	19.98	0.68	1.14	52.74	67.96	0.73	0.2	<b>2.2</b>
		W35-U	Bedroom	11.16	0.68	2.52	37.55	67.96	0.73	2.0	
Fourth	R25	W36-L	Bedroom	26.55	0.68	0.89	63.65	58.04	0.73	0.2	<b>3.4</b>
		W36-U	Bedroom	27.28	0.68	1.97	64.90	58.04	0.73	3.2	
Fifth	R1	W1-L	Living Room	19.55	0.68	1.64	52.03	64.33	0.73	0.3	<b>3.6</b>
		W1-U	Living Room	12.39	0.68	3.64	39.82	64.33	0.73	3.3	
Fifth	R2	W2-L	Bedroom	26.66	0.68	0.89	63.83	53.82	0.74	0.2	<b>2.9</b>
		W2-U	Bedroom	17.96	0.68	1.97	49.39	53.82	0.74	2.7	
Fifth	R3	W3-L	Bedroom	25.10	0.68	0.89	61.20	51.38	0.74	0.2	<b>3.0</b>
		W3-U	Bedroom	16.84	0.68	1.97	47.53	51.38	0.74	2.7	
Fifth	R4	W4-L	Living Room	12.08	0.68	0.51	39.25	82.04	0.72	0.1	<b>3.8</b>
		W4-U	Living Room	8.37	0.68	1.13	32.10	82.04	0.72	0.6	
		W5-L	Living Room	38.72	0.68	0.89	87.66	82.04	0.72	0.2	
		W5-U	Living Room	38.11	0.68	1.97	86.16	82.04	0.72	2.9	
Fifth	R5	W6-L	Living Room	38.72	0.68	0.89	87.66	82.32	0.72	0.2	<b>3.8</b>
		W6-U	Living Room	38.11	0.68	1.97	86.16	82.32	0.72	2.9	
		W7-L	Living Room	12.23	0.68	0.51	39.53	82.32	0.72	0.1	
		W7-U	Living Room	8.37	0.68	1.13	32.10	82.32	0.72	0.6	
Fifth	R6	W8-L	Bedroom	23.89	0.68	0.89	59.18	51.38	0.74	0.2	<b>2.9</b>
		W8-U	Bedroom	16.07	0.68	1.97	46.23	51.38	0.74	2.6	
Fifth	R7	W9-L	Bedroom	25.54	0.68	0.89	61.94	62.46	0.73	0.2	<b>2.5</b>
		W9-U	Bedroom	17.77	0.68	1.97	49.08	62.46	0.73	2.3	
Fifth	R8	W10-L	Bedroom	34.66	0.68	0.89	78.56	52.89	0.74	0.3	<b>4.6</b>
		W10-U	Bedroom	34.05	0.68	1.97	77.31	52.89	0.74	4.3	
Fifth	R9	W11-L	Living Room	38.11	0.68	0.89	86.17	91.62	0.72	0.2	<b>7.8</b>
		W11-U	Living Room	37.58	0.68	1.97	84.91	91.62	0.72	2.6	
		W12-L	Living Room	38.68	0.68	0.89	87.55	91.62	0.72	0.2	
		W12-U	Living Room	38.07	0.68	1.97	86.07	91.62	0.72	2.6	
		W13-L	Living Room	18.12	0.68	1.64	49.66	91.62	0.72	0.2	
		W13-U	Living Room	10.74	0.68	3.64	36.76	91.62	0.72	2.1	
Fifth	R10	W14-L	Bedroom	21.25	0.68	0.89	54.82	55.66	0.73	0.2	

Floor	Room ID	Window ID	Room Use	VSC	Win. Trans.	Glazing Area	Theta	Room Area	Room	ADF	TOTAL ADF
		W14-U	Bedroom	21.18	0.68	1.97	54.71	55.66	0.73	2.9	<b>3.1</b>
Fifth	R11	W15-L	Bedroom	11.15	0.68	0.89	37.54	51.54	0.74	0.1	
		W15-U	Bedroom	6.56	0.68	1.97	28.20	51.54	0.74	1.6	<b>1.7</b>
Fifth	R12	W16-L	Bedroom	10.85	0.68	0.89	36.97	48.86	0.74	0.2	
		W16-U	Bedroom	6.14	0.68	1.97	27.22	48.86	0.74	1.6	<b>1.8</b>
Fifth	R13	W17-L	Living Room	9.77	0.68	0.51	34.91	88.82	0.72	0.0	
		W17-U	Living Room	6.11	0.68	1.13	27.15	88.82	0.72	0.5	
		W18-L	Living Room	21.34	0.68	0.51	54.97	88.82	0.72	0.1	
		W18-U	Living Room	21.43	0.68	1.13	55.13	88.82	0.72	1.0	
		W19-L	Living Room	23.03	0.68	0.89	57.76	88.82	0.72	0.1	
		W19-U	Living Room	22.97	0.68	1.97	57.66	88.82	0.72	1.8	
		W20-L	Living Room	16.99	0.68	0.51	47.78	88.82	0.72	0.1	
		W20-U	Living Room	17.18	0.68	1.13	48.10	88.82	0.72	0.9	<b>4.4</b>
Fifth	R14	W21-L	Bedroom	18.81	0.68	0.89	50.81	46.65	0.74	0.2	
		W21-U	Bedroom	18.99	0.68	1.97	51.10	46.65	0.74	3.2	<b>3.5</b>
Fifth	R15	W22-L	Bedroom	24.11	0.68	0.89	59.56	46.66	0.74	0.3	
		W22-U	Bedroom	24.22	0.68	1.97	59.73	46.66	0.74	3.8	<b>4.0</b>
Fifth	R16	W23-L	LKD	25.16	0.68	0.89	61.29	113.77	0.72	0.1	
		W23-U	LKD	25.20	0.68	1.97	61.36	113.77	0.72	1.5	
		W24-L	LKD	22.50	0.68	1.64	56.89	113.77	0.72	0.2	
		W24-U	LKD	12.26	0.68	3.64	39.58	113.77	0.72	1.8	
		W25-L	LKD	29.03	0.68	0.51	67.93	113.77	0.72	0.1	
		W25-U	LKD	29.86	0.68	1.13	69.42	113.77	0.72	1.0	<b>4.5</b>
Fifth	R17	W26-L	LKD	28.81	0.68	0.51	67.54	120.50	0.72	0.1	
		W26-U	LKD	29.48	0.68	1.13	68.73	120.50	0.72	0.9	
		W27-L	LKD	21.99	0.68	1.64	56.05	120.50	0.72	0.2	
		W27-U	LKD	11.89	0.68	3.64	38.91	120.50	0.72	1.7	
		W28-L	LKD	21.95	0.68	0.89	55.98	120.50	0.72	0.1	
		W28-U	LKD	22.02	0.68	1.97	56.10	120.50	0.72	1.3	<b>4.2</b>
Fifth	R18	W29-L	Bedroom	20.21	0.68	0.89	53.11	48.20	0.74	0.2	
		W29-U	Bedroom	20.27	0.68	1.97	53.22	48.20	0.74	3.3	<b>3.5</b>
Fifth	R19	W30-L	Bedroom	18.26	0.68	0.89	49.90	63.32	0.73	0.2	
		W30-U	Bedroom	18.34	0.68	1.97	50.04	63.32	0.73	2.3	<b>2.4</b>
Fifth	R20	W31-L	Bedroom	15.95	0.68	0.89	46.02	57.33	0.73	0.2	
		W31-U	Bedroom	16.04	0.68	1.97	46.17	57.33	0.73	2.3	<b>2.5</b>
Fifth	R21	W32-L	Bedroom	12.65	0.68	0.51	40.28	57.82	0.74	0.1	
		W32-U	Bedroom	7.81	0.68	1.13	30.94	57.82	0.74	0.9	<b>1.0</b>
Fifth	R22	W33-L	Bedroom	17.25	0.68	1.64	48.21	68.25	0.73	0.3	
		W33-U	Bedroom	10.69	0.68	3.64	36.67	68.25	0.73	2.8	<b>3.1</b>
Fifth	R23	W34-L	Bedroom	26.03	0.68	0.89	62.77	67.24	0.73	0.2	
		W34-U	Bedroom	27.08	0.68	1.97	64.54	67.24	0.73	2.7	<b>2.9</b>
Fifth	R24	W35-L	Bedroom	22.83	0.68	1.14	57.43	67.96	0.73	0.2	
		W35-U	Bedroom	13.77	0.68	2.52	42.27	67.96	0.73	2.3	<b>2.5</b>
Fifth	R25	W36-L	Bedroom	29.11	0.68	0.89	68.08	58.04	0.73	0.2	
		W36-U	Bedroom	29.60	0.68	1.97	68.95	58.04	0.73	3.4	<b>3.7</b>
Sixth	R1	W1-L	Living Room	19.23	0.68	2.00	51.50	64.33	0.73	0.9	
		W1-U	Living Room	11.71	0.68	3.29	38.57	64.33	0.73	2.9	<b>3.8</b>
Sixth	R2	W2-L	Bedroom	26.30	0.68	1.08	63.22	53.82	0.74	0.8	
		W2-U	Bedroom	17.05	0.68	1.78	47.87	53.82	0.74	2.3	<b>3.1</b>
Sixth	R3	W3-L	Bedroom	24.76	0.68	1.08	60.63	51.38	0.74	0.8	
		W3-U	Bedroom	15.98	0.68	1.78	46.08	51.38	0.74	2.4	<b>3.1</b>
Sixth	R4	W4-L	Living Room	11.92	0.68	0.62	38.96	82.04	0.72	0.2	
		W4-U	Living Room	7.98	0.68	1.02	31.30	82.04	0.72	0.6	
		W5-L	Living Room	38.71	0.68	1.08	87.65	82.04	0.72	0.7	
		W5-U	Living Room	37.91	0.68	1.78	85.69	82.04	0.72	2.6	<b>4.0</b>

Floor	Room ID	Window ID	Room Use	VSC	Win. Trans.	Glazing Area	Theta	Room Area	Room	ADF	TOTAL ADF
Sixth	R5	W6-L	Living Room	38.71	0.68	1.08	87.65	82.32	0.72	0.7	<b>4.0</b>
		W6-U	Living Room	37.91	0.68	1.78	85.69	82.32	0.72	2.6	
		W7-L	Living Room	12.08	0.68	0.62	39.24	82.32	0.72	0.2	
		W7-U	Living Room	7.98	0.68	1.02	31.30	82.32	0.72	0.6	
Sixth	R6	W8-L	Bedroom	23.57	0.68	1.08	58.65	51.38	0.74	0.7	<b>3.0</b>
		W8-U	Bedroom	15.26	0.68	1.78	44.84	51.38	0.74	2.3	
Sixth	R7	W9-L	Bedroom	25.23	0.68	1.08	61.42	62.46	0.73	0.6	<b>2.6</b>
		W9-U	Bedroom	16.92	0.68	1.78	47.66	62.46	0.73	2.0	
Sixth	R8	W10-L	Bedroom	34.64	0.68	1.08	78.52	52.89	0.74	1.0	<b>4.8</b>
		W10-U	Bedroom	33.90	0.68	1.78	77.02	52.89	0.74	3.8	
Sixth	R9	W11-L	Living Room	38.13	0.68	1.08	86.20	91.62	0.72	0.6	<b>8.3</b>
		W11-U	Living Room	37.40	0.68	1.78	84.51	91.62	0.72	2.3	
		W12-L	Living Room	38.67	0.68	1.08	87.55	91.62	0.72	0.6	
		W12-U	Living Room	37.87	0.68	1.78	85.60	91.62	0.72	2.3	
		W13-L	Living Room	18.86	0.68	2.00	50.89	91.62	0.72	0.6	
		W13-U	Living Room	10.55	0.68	3.29	36.39	91.62	0.72	1.8	
Sixth	R10	W14-L	Bedroom	23.01	0.68	1.08	57.73	55.66	0.73	0.7	<b>3.4</b>
		W14-U	Bedroom	23.20	0.68	1.78	58.05	55.66	0.73	2.7	
Sixth	R11	W15-L	Bedroom	12.13	0.68	1.08	39.35	51.54	0.74	0.5	<b>2.0</b>
		W15-U	Bedroom	6.74	0.68	1.78	28.60	51.54	0.74	1.5	
Sixth	R12	W16-L	Bedroom	11.62	0.68	1.08	38.41	48.86	0.74	0.5	<b>2.0</b>
		W16-U	Bedroom	6.07	0.68	1.78	27.07	48.86	0.74	1.5	
Sixth	R13	W17-L	Living Room	9.78	0.68	0.62	34.92	88.82	0.72	0.1	<b>4.9</b>
		W17-U	Living Room	5.87	0.68	1.02	26.60	88.82	0.72	0.4	
		W18-L	Living Room	22.87	0.68	0.62	57.51	88.82	0.72	0.2	
		W18-U	Living Room	22.89	0.68	1.02	57.53	88.82	0.72	0.9	
		W19-L	Living Room	24.64	0.68	1.08	60.42	88.82	0.72	0.4	
		W19-U	Living Room	24.44	0.68	1.78	60.11	88.82	0.72	1.7	
		W20-L	Living Room	18.44	0.68	0.62	50.20	88.82	0.72	0.2	
		W20-U	Living Room	18.94	0.68	1.02	51.02	88.82	0.72	0.8	
Sixth	R14	W21-L	Bedroom	20.68	0.68	1.08	53.90	46.65	0.74	0.7	<b>3.9</b>
		W21-U	Bedroom	21.60	0.68	1.78	55.41	46.65	0.74	3.2	
Sixth	R15	W22-L	Bedroom	26.07	0.68	1.08	62.83	46.66	0.74	0.9	<b>4.5</b>
		W22-U	Bedroom	26.12	0.68	1.78	62.91	46.66	0.74	3.6	
Sixth	R16	W23-L	LKD	27.03	0.68	1.08	64.47	113.77	0.72	0.3	<b>6.8</b>
		W23-U	LKD	26.93	0.68	1.78	64.29	113.77	0.72	1.4	
		W24-L	LKD	34.67	0.68	2.00	78.57	113.77	0.72	0.8	
		W24-U	LKD	34.63	0.68	3.29	78.48	113.77	0.72	3.2	
		W25-L	LKD	33.12	0.68	0.62	75.47	113.77	0.72	0.2	
		W25-U	LKD	33.51	0.68	1.02	76.24	113.77	0.72	1.0	
Sixth	R17	W26-L	LKD	33.05	0.68	0.62	75.34	123.18	0.72	0.2	<b>6.3</b>
		W26-U	LKD	33.49	0.68	1.02	76.20	123.18	0.72	0.9	
		W27-L	LKD	34.54	0.68	2.00	78.30	123.18	0.72	0.7	
		W27-U	LKD	34.63	0.68	3.29	78.49	123.18	0.72	3.0	
		W28-L	LKD	23.85	0.68	1.08	59.12	123.18	0.72	0.3	
		W28-U	LKD	23.78	0.68	1.78	59.01	123.18	0.72	1.2	
Sixth	R18	W29-L	Bedroom	21.99	0.68	1.08	56.05	48.20	0.74	0.8	<b>3.8</b>
		W29-U	Bedroom	21.94	0.68	1.78	55.96	48.20	0.74	3.1	
Sixth	R19	W30-L	Bedroom	19.84	0.68	1.08	52.51	63.32	0.73	0.5	<b>2.7</b>
		W30-U	Bedroom	19.82	0.68	1.78	52.47	63.32	0.73	2.1	
Sixth	R20	W31-L	Bedroom	17.17	0.68	1.08	48.07	57.33	0.73	0.5	<b>2.7</b>
		W31-U	Bedroom	17.14	0.68	1.78	48.03	57.33	0.73	2.2	
Sixth	R21	W32-L	Bedroom	13.71	0.68	0.62	42.17	57.82	0.74	0.3	<b>1.1</b>
		W32-U	Bedroom	8.44	0.68	1.02	32.25	57.82	0.74	0.8	
Sixth	R22	W33-L	Living Room	19.87	0.68	1.99	52.56	66.04	0.73	0.9	<b>3.8</b>
		W33-U	Living Room	12.56	0.68	3.29	40.12	66.04	0.73	2.9	
Sixth	R23	W34-L	Bedroom	29.33	0.68	1.08	68.47	67.24	0.73	0.6	

Floor	Room ID	Window ID	Room Use	VSC	Win. Trans.	Glazing Area	Theta	Room Area	Room	ADF	TOTAL ADF
		W34-U	Bedroom	30.25	0.68	1.78	70.10	67.24	0.73	2.7	<b>3.3</b>
Sixth	R24	W35-L	Living Room	25.46	0.68	1.38	61.80	67.96	0.73	0.7	
		W35-U	Living Room	15.72	0.68	2.28	45.63	67.96	0.73	2.2	<b>3.0</b>
Sixth	R25	W36-L	Bedroom	31.83	0.68	1.08	73.01	58.04	0.73	0.8	
		W36-U	Bedroom	32.07	0.68	1.78	73.47	58.04	0.73	3.3	<b>4.1</b>
Seventh	R1	W1-L	Living Room	19.22	0.68	2.00	51.49	70.47	0.73	0.9	
		W1-U	Living Room	11.70	0.68	3.29	38.55	70.47	0.73	2.6	<b>3.5</b>
Seventh	R2	W2-L	Bedroom	26.29	0.68	1.08	63.20	53.82	0.74	0.8	
		W2-U	Bedroom	17.03	0.68	1.78	47.85	53.82	0.74	2.3	<b>3.1</b>
Seventh	R3	W3-L	Bedroom	24.63	0.68	1.08	60.42	51.38	0.74	0.8	
		W3-U	Bedroom	15.90	0.68	1.78	45.94	51.38	0.74	2.4	<b>3.1</b>
Seventh	R4	W4-L	Living Room	11.63	0.68	0.62	38.43	82.04	0.72	0.2	
		W4-U	Living Room	7.74	0.68	1.02	30.80	82.04	0.72	0.5	
		W5-L	Living Room	38.71	0.68	1.08	87.65	82.04	0.72	0.7	
		W5-U	Living Room	37.91	0.68	1.78	85.69	82.04	0.72	2.6	<b>4.0</b>
Seventh	R5	W6-L	Living Room	38.71	0.68	1.08	87.65	82.32	0.72	0.7	
		W6-U	Living Room	37.91	0.68	1.78	85.69	82.32	0.72	2.6	
		W7-L	Living Room	12.10	0.68	0.62	39.29	82.32	0.72	0.2	
		W7-U	Living Room	7.97	0.68	1.02	31.28	82.32	0.72	0.6	<b>4.0</b>
Seventh	R6	W8-L	Bedroom	23.56	0.68	1.08	58.63	51.38	0.74	0.7	
		W8-U	Bedroom	15.25	0.68	1.78	44.82	51.38	0.74	2.3	<b>3.0</b>
Seventh	R7	W9-L	Bedroom	25.22	0.68	1.08	61.40	62.46	0.73	0.6	
		W9-U	Bedroom	16.91	0.68	1.78	47.64	62.46	0.73	2.0	<b>2.6</b>
Seventh	R8	W10-L	Bedroom	34.61	0.68	1.08	78.44	52.89	0.74	0.9	
		W10-U	Bedroom	33.80	0.68	1.78	76.82	52.89	0.74	3.8	<b>4.8</b>
Seventh	R9	W11-L	Living Room	38.18	0.68	1.08	86.33	91.62	0.72	0.6	
		W11-U	Living Room	37.42	0.68	1.78	84.55	91.62	0.72	2.3	
		W12-L	Living Room	38.68	0.68	1.08	87.57	91.62	0.72	0.6	
		W12-U	Living Room	37.88	0.68	1.78	85.62	91.62	0.72	2.3	
		W13-L	Living Room	20.18	0.68	2.00	53.07	91.62	0.72	0.7	
		W13-U	Living Room	10.96	0.68	3.29	37.17	91.62	0.72	1.9	<b>8.3</b>
Seventh	R10	W14-L	Bedroom	25.67	0.68	1.08	62.15	55.66	0.73	0.7	
		W14-U	Bedroom	25.44	0.68	1.78	61.77	55.66	0.73	2.9	<b>3.6</b>
Seventh	R11	W15-L	Bedroom	25.72	0.68	1.08	62.24	51.54	0.74	0.8	
		W15-U	Bedroom	25.55	0.68	1.78	61.95	51.54	0.74	3.2	<b>4.0</b>
Seventh	R12	W16-L	Bedroom	24.68	0.68	1.08	60.51	48.86	0.74	0.8	
		W16-U	Bedroom	24.22	0.68	1.78	59.74	48.86	0.74	3.3	<b>4.1</b>
Seventh	R13	W17-L	LKD	19.24	0.68	2.00	51.52	91.23	0.72	0.6	
		W17-U	LKD	10.08	0.68	3.29	35.49	91.23	0.72	1.8	
		W18-L	LKD	34.57	0.68	1.08	78.37	91.23	0.72	0.5	
		W18-U	LKD	36.73	0.68	1.78	82.97	91.23	0.72	2.3	<b>5.2</b>
Seventh	R14	W19-L	Bedroom	29.92	0.68	1.08	69.53	57.95	0.73	0.8	
		W19-U	Bedroom	36.85	0.68	1.78	83.26	57.95	0.73	3.8	
		W20-L	Bedroom	18.49	0.68	1.08	50.27	57.95	0.73	0.6	
		W20-U	Bedroom	18.49	0.68	1.78	50.28	57.95	0.73	2.3	<b>7.4</b>
Seventh	R15	W21-L	Bedroom	15.04	0.68	0.62	44.47	56.72	0.74	0.3	
		W21-U	Bedroom	9.65	0.68	1.02	34.68	56.72	0.74	0.9	<b>1.2</b>
Seventh	R16	W22-L	Living Room	23.15	0.68	2.00	57.96	65.74	0.73	1.0	
		W22-U	Living Room	15.69	0.68	3.29	45.58	65.74	0.73	3.3	<b>4.3</b>
Seventh	R17	W23-L	Bedroom	32.60	0.68	1.08	74.46	67.24	0.73	0.7	
		W23-U	Bedroom	32.94	0.68	1.78	75.13	67.24	0.73	2.9	<b>3.6</b>
Seventh	R18	W24-L	Living Room	28.13	0.68	1.38	66.36	67.96	0.73	0.8	
		W24-U	Living Room	18.05	0.68	2.28	49.55	67.96	0.73	2.4	<b>3.2</b>
Seventh	R19	W25-L	Bedroom	34.17	0.68	1.08	77.56	58.04	0.73	0.8	

Floor	Room ID	Window ID	Room Use	VSC	Win. Trans.	Glazing Area	Theta	Room Area	Room	ADF	TOTAL ADF
		W25-U	Bedroom	34.14	0.68	1.78	77.50	58.04	0.73	3.5	<b>4.3</b>
Eighth	R1	W1-L	Living Room	25.38	0.68	2.00	61.67	70.47	0.73	1.0	
		W1-U	Living Room	25.34	0.68	3.29	61.60	70.47	0.73	4.2	<b>5.3</b>
Eighth	R2	W2-L	Bedroom	25.36	0.68	1.08	61.64	53.82	0.74	0.7	
		W2-U	Bedroom	14.72	0.68	1.78	43.92	53.82	0.74	2.2	<b>2.9</b>
Eighth	R3	W3-L	Bedroom	23.75	0.68	1.08	58.95	51.38	0.74	0.7	
		W3-U	Bedroom	13.73	0.68	1.78	42.21	51.38	0.74	2.2	<b>2.9</b>
Eighth	R4	W4-L	Living Room	11.22	0.68	0.62	37.66	82.04	0.72	0.2	
		W4-U	Living Room	6.77	0.68	1.02	28.66	82.04	0.72	0.5	
		W5-L	Living Room	38.71	0.68	1.08	87.65	82.04	0.72	0.7	
		W5-U	Living Room	37.91	0.68	1.78	85.69	82.04	0.72	2.6	<b>4.0</b>
Eighth	R5	W6-L	Living Room	38.71	0.68	1.08	87.65	82.32	0.72	0.7	
		W6-U	Living Room	37.91	0.68	1.78	85.69	82.32	0.72	2.6	
		W7-L	Living Room	11.66	0.68	0.62	38.49	82.32	0.72	0.2	
		W7-U	Living Room	6.99	0.68	1.02	29.17	82.32	0.72	0.5	<b>4.0</b>
Eighth	R6	W8-L	Bedroom	22.71	0.68	1.08	57.23	51.38	0.74	0.7	
		W8-U	Bedroom	13.17	0.68	1.78	41.20	51.38	0.74	2.1	<b>2.8</b>
Eighth	R7	W9-L	Bedroom	24.13	0.68	1.08	59.58	62.46	0.73	0.6	
		W9-U	Bedroom	14.25	0.68	1.78	43.11	62.46	0.73	1.8	<b>2.4</b>
Eighth	R8	W10-L	Bedroom	34.67	0.68	1.08	78.57	52.89	0.74	1.0	
		W10-U	Bedroom	33.76	0.68	1.78	76.74	52.89	0.74	3.8	<b>4.8</b>
Eighth	R9	W11-L	Living Room	38.32	0.68	1.08	86.68	91.62	0.72	0.6	
		W11-U	Living Room	37.61	0.68	1.78	84.99	91.62	0.72	2.3	
		W12-L	Living Room	38.69	0.68	1.08	87.60	91.62	0.72	0.6	
		W12-U	Living Room	37.90	0.68	1.78	85.65	91.62	0.72	2.3	
		W13-L	Living Room	21.59	0.68	2.00	55.39	91.62	0.72	0.7	
		W13-U	Living Room	11.38	0.68	3.29	37.95	91.62	0.72	1.9	<b>8.4</b>
Eighth	R10	W14-L	Bedroom	27.54	0.68	1.08	65.34	55.66	0.73	0.7	
		W14-U	Bedroom	27.44	0.68	1.78	65.17	55.66	0.73	3.1	<b>3.8</b>
Eighth	R11	W15-L	Bedroom	27.57	0.68	1.08	65.39	51.54	0.74	0.8	
		W15-U	Bedroom	27.47	0.68	1.78	65.21	51.54	0.74	3.4	<b>4.2</b>
Eighth	R12	W16-L	Bedroom	26.75	0.68	1.08	63.99	48.86	0.74	0.8	
		W16-U	Bedroom	26.51	0.68	1.78	63.58	48.86	0.74	3.5	<b>4.3</b>
Eighth	R13	W17-L	Living Room	21.03	0.68	2.00	54.47	76.01	0.73	0.8	
		W17-U	Living Room	10.84	0.68	3.29	36.96	76.01	0.73	2.3	
		W18-L	Living Room	38.03	0.68	1.08	85.97	76.01	0.73	0.7	
		W18-U	Living Room	37.47	0.68	1.78	84.66	76.01	0.73	2.8	<b>6.6</b>
Eighth	R14	W19-L	Bedroom	38.14	0.68	1.08	86.23	57.95	0.73	0.9	
		W19-U	Bedroom	37.57	0.68	1.78	84.88	57.95	0.73	3.8	
		W20-L	Bedroom	19.97	0.68	1.08	52.72	57.95	0.73	0.6	
		W20-U	Bedroom	20.19	0.68	1.78	53.08	57.95	0.73	2.4	<b>7.8</b>
Eighth	R15	W21-L	Bedroom	15.77	0.68	0.62	45.71	56.72	0.74	0.3	
		W21-U	Bedroom	10.09	0.68	1.02	35.53	56.72	0.74	1.0	<b>1.3</b>
Eighth	R16	W22-L	Living Room	24.61	0.68	2.00	60.38	65.74	0.73	1.1	
		W22-U	Living Room	16.25	0.68	3.29	46.53	65.74	0.73	3.4	<b>4.4</b>
Eighth	R17	W23-L	Bedroom	34.17	0.68	1.08	77.55	67.24	0.73	0.7	
		W23-U	Bedroom	33.72	0.68	1.78	76.66	67.24	0.73	2.9	<b>3.7</b>
Eighth	R18	W24-L	Living Room	29.65	0.68	1.38	69.03	67.96	0.73	0.8	
		W24-U	Living Room	19.04	0.68	2.28	51.19	67.96	0.73	2.5	<b>3.3</b>
Eighth	R19	W25-L	Bedroom	35.76	0.68	1.08	80.86	58.04	0.73	0.9	
		W25-U	Bedroom	35.41	0.68	1.78	80.13	58.04	0.73	3.6	<b>4.5</b>
Ninth	R1	W1-L	Bedroom	22.05	0.68	1.08	56.15	56.20	0.74	0.6	
		W1-U	Bedroom	37.70	0.68	1.78	85.20	56.20	0.74	4.0	<b>4.6</b>
Ninth	R2	W2-L	Bedroom	20.43	0.68	1.08	53.49	58.70	0.73	0.6	

Floor	Room ID	Window ID	Room Use	VSC	Win. Trans.	Glazing Area	Theta	Room Area	Room	ADF	TOTAL ADF
		W2-U	Bedroom	33.33	0.68	1.78	75.89	58.70	0.73	3.4	<b>4.0</b>
Ninth	R3	W3-L	Living Room	15.83	0.68	2.00	45.81	78.46	0.72	0.7	
		W3-U	Living Room	20.06	0.68	3.29	52.87	78.46	0.72	3.2	<b>3.8</b>
Ninth	R4	W4-L	Bedroom	22.01	0.68	1.08	56.08	60.40	0.73	0.6	
		W4-U	Bedroom	36.46	0.68	1.78	82.38	60.40	0.73	3.6	<b>4.2</b>
Ninth	R5	W5-L	Bedroom	23.26	0.68	1.08	58.15	55.51	0.74	0.7	
		W5-U	Bedroom	37.87	0.68	1.78	85.59	55.51	0.74	4.0	<b>4.7</b>
Ninth	R6	W6-L	Living Room	21.29	0.68	1.08	54.90	85.08	0.72	0.4	
		W6-U	Living Room	37.90	0.68	1.78	85.66	85.08	0.72	2.5	
		W7-L	Living Room	35.05	0.68	0.62	79.37	85.08	0.72	0.3	
		W7-U	Living Room	36.83	0.68	1.02	83.21	85.08	0.72	1.4	<b>4.7</b>
Ninth	R7	W8-L	Bedroom	38.64	0.68	1.08	87.47	58.59	0.73	0.9	
		W8-U	Bedroom	37.91	0.68	1.78	85.68	58.59	0.73	3.8	<b>4.8</b>
Ninth	R8	W9-L	Living Room	38.71	0.68	1.08	87.64	81.05	0.72	0.7	
		W9-U	Living Room	37.91	0.68	1.78	85.68	81.05	0.72	2.7	
		W10-L	Living Room	31.28	0.68	2.00	71.99	81.05	0.72	1.0	
		W10-U	Living Room	30.92	0.68	3.29	71.33	81.05	0.72	4.1	<b>8.5</b>
Ninth	R9	W11-L	Bedroom	29.64	0.68	1.08	69.01	70.41	0.73	0.6	
		W11-U	Bedroom	29.56	0.68	1.78	68.87	70.41	0.73	2.6	<b>3.2</b>
Ninth	R10	W12-L	Bedroom	29.90	0.68	1.08	69.48	62.45	0.73	0.7	
		W12-U	Bedroom	29.82	0.68	1.78	69.33	62.45	0.73	2.9	<b>3.6</b>
Ninth	R11	W13-L	Living Room	31.26	0.68	2.00	71.95	69.06	0.73	1.2	
		W13-U	Living Room	30.99	0.68	3.29	71.46	69.06	0.73	4.9	<b>6.1</b>
Ninth	R12	W14-L	Bedroom	38.58	0.68	1.08	87.31	57.95	0.73	1.0	
		W14-U	Bedroom	37.87	0.68	1.78	85.59	57.95	0.73	3.9	
		W15-L	Bedroom	22.14	0.68	1.08	56.30	57.95	0.73	0.6	
		W15-U	Bedroom	22.38	0.68	1.78	56.69	57.95	0.73	2.6	<b>8.0</b>
Ninth	R13	W16-L	Bedroom	15.97	0.68	0.62	46.06	56.72	0.74	0.3	
		W16-U	Bedroom	10.18	0.68	1.02	35.70	56.72	0.74	1.0	<b>1.3</b>
Ninth	R14	W17-L	Living Room	24.99	0.68	2.00	61.01	65.74	0.73	1.1	
		W17-U	Living Room	16.47	0.68	3.29	46.91	65.74	0.73	3.4	<b>4.5</b>
Ninth	R15	W18-L	Bedroom	35.40	0.68	1.08	80.10	67.24	0.73	0.7	
		W18-U	Bedroom	34.91	0.68	1.78	79.07	67.24	0.73	3.0	<b>3.8</b>
Ninth	R16	W19-L	Living Room	30.52	0.68	1.38	70.59	67.96	0.73	0.8	
		W19-U	Living Room	19.57	0.68	2.28	52.06	67.96	0.73	2.6	<b>3.4</b>
Tenth	R1	W1-L	Bedroom	38.71	0.68	1.08	87.65	56.20	0.74	1.0	
		W1-U	Bedroom	37.91	0.68	1.78	85.68	56.20	0.74	4.0	<b>5.0</b>
Tenth	R2	W2-L	Bedroom	38.71	0.68	1.08	87.65	58.69	0.73	0.9	
		W2-U	Bedroom	37.90	0.68	1.78	85.67	58.69	0.73	3.8	<b>4.8</b>
Tenth	R3	W3-L	Living Room	39.17	0.68	2.00	88.81	78.46	0.72	1.3	
		W3-U	Living Room	38.20	0.68	3.29	86.37	78.46	0.72	5.2	<b>6.5</b>
Tenth	R4	W4-L	Bedroom	38.71	0.68	1.08	87.65	60.40	0.73	0.9	
		W4-U	Bedroom	37.91	0.68	1.78	85.69	60.40	0.73	3.7	<b>4.6</b>
Tenth	R5	W5-L	Bedroom	38.71	0.68	1.08	87.65	55.51	0.74	1.0	
		W5-U	Bedroom	37.91	0.68	1.78	85.68	55.51	0.74	4.1	<b>5.1</b>
Tenth	R6	W6-L	Living Room	38.71	0.68	1.08	87.65	85.10	0.72	0.6	
		W6-U	Living Room	37.90	0.68	1.78	85.66	85.10	0.72	2.5	
		W7-L	Living Room	37.46	0.68	0.62	84.63	85.10	0.72	0.3	
		W7-U	Living Room	36.88	0.68	1.02	83.32	85.10	0.72	1.4	
		W8-L	Living Room	28.31	0.68	2.00	66.67	85.10	0.72	0.9	
		W8-U	Living Room	30.68	0.68	3.29	70.90	85.10	0.72	3.9	<b>9.7</b>
Tenth	R7	W9-L	Living Room	32.45	0.68	2.00	74.18	79.05	0.73	1.1	
		W9-U	Living Room	33.63	0.68	3.29	76.48	79.05	0.73	4.6	<b>5.7</b>



Floor	Room ID	Window ID	Room Use	VSC	Win. Trans.	Glazing Area	Theta	Room Area	Room	ADF	TOTAL ADF
Tenth	R8	W10-L	Bedroom	38.70	0.68	1.08	87.61	58.63	0.73	0.9	<b>4.8</b>
		W10-U	Bedroom	37.90	0.68	1.78	85.67	58.63	0.73	3.8	
Tenth	R9	W11-L	Bedroom	20.87	0.68	0.62	54.20	72.46	0.73	0.3	<b>1.4</b>
		W11-U	Bedroom	20.72	0.68	1.02	53.96	72.46	0.73	1.1	
Tenth	R10	W12-L	Living Room	31.64	0.68	2.00	72.66	64.33	0.73	1.3	<b>6.8</b>
		W12-U	Living Room	31.53	0.68	3.29	72.45	64.33	0.73	5.5	
Tenth	R11	W13-L	Bedroom	37.03	0.68	1.08	83.67	67.24	0.73	0.8	<b>3.9</b>
		W13-U	Bedroom	36.60	0.68	1.78	82.69	67.24	0.73	3.2	
Tenth	R12	W14-L	Living Room	38.28	0.68	1.38	86.59	67.96	0.73	1.0	<b>5.2</b>
		W14-U	Living Room	37.62	0.68	2.28	85.01	67.96	0.73	4.2	
<b>BLOCK C</b>											
First	R1	W1-L	Bedroom	29.29	0.68	0.89	68.39	47.83	0.74	0.8	<b>5.0</b>
		W1-U	Bedroom	29.17	0.68	1.97	68.19	47.83	0.74	4.2	
First	R2	W2-L	Bedroom	23.66	0.68	0.51	58.81	51.48	0.74	0.3	<b>2.3</b>
		W2-U	Bedroom	23.62	0.68	1.13	58.73	51.48	0.74	1.9	
First	R3	W3-L	Living Room	19.73	0.68	0.70	52.32	83.24	0.72	0.3	<b>4.8</b>
		W3-U	Living Room	19.71	0.68	1.55	52.30	83.24	0.72	1.4	
		W4-L	Living Room	21.44	0.68	1.64	55.15	83.24	0.72	0.6	
		W4-U	Living Room	13.02	0.68	3.64	40.94	83.24	0.72	2.6	
First	R4	W5-L	Bedroom	38.01	0.68	0.89	85.92	55.12	0.74	0.8	<b>5.3</b>
		W5-U	Bedroom	37.47	0.68	1.97	84.66	55.12	0.74	4.5	
First	R5	W6-L	Bedroom	38.16	0.68	0.89	86.29	51.63	0.74	0.9	<b>5.7</b>
		W6-U	Bedroom	37.76	0.68	1.97	85.33	51.63	0.74	4.8	
First	R6	W7-L	Bedroom	36.95	0.68	0.89	83.47	55.01	0.74	0.8	<b>5.1</b>
		W7-U	Bedroom	36.26	0.68	1.97	81.95	55.01	0.74	4.3	
First	R7	W8-L	Living Room	32.06	0.68	1.14	73.43	64.34	0.73	0.8	<b>5.5</b>
		W8-U	Living Room	21.72	0.68	2.52	55.60	64.34	0.73	3.2	
		W9-L	Living Room	19.68	0.68	0.51	52.25	64.34	0.73	0.2	
		W9-U	Living Room	19.46	0.68	1.13	51.89	64.34	0.73	1.3	
First	R8	W10-L	Bedroom	31.38	0.68	0.89	72.17	44.09	0.74	0.9	<b>5.7</b>
		W10-U	Bedroom	30.83	0.68	1.97	71.17	44.09	0.74	4.8	
First	R9	W11-L	Bedroom	36.60	0.68	0.89	82.70	41.98	0.74	1.1	<b>8.6</b>
		W11-U	Bedroom	36.20	0.68	1.97	81.83	41.98	0.74	5.8	
		W12-L	Bedroom	14.55	0.68	0.51	43.63	41.98	0.74	0.3	
		W12-U	Bedroom	9.56	0.68	1.13	34.50	41.98	0.74	1.4	
First	R10	W13-L	Bedroom	21.27	0.68	1.14	54.85	104.36	0.72	0.3	<b>5.9</b>
		W13-U	Bedroom	13.16	0.68	2.52	41.20	104.36	0.72	1.4	
		W14-L	Bedroom	37.81	0.68	0.89	85.45	104.36	0.72	0.4	
		W14-U	Bedroom	37.43	0.68	1.97	84.57	104.36	0.72	2.2	
		W15-L	Bedroom	36.40	0.68	0.51	82.26	104.36	0.72	0.2	
		W15-U	Bedroom	36.25	0.68	1.13	81.92	104.36	0.72	1.3	
First	R11	W16-L	Living Room	13.19	0.68	1.14	41.24	64.31	0.73	0.4	<b>2.1</b>
		W16-U	Living Room	6.69	0.68	2.52	28.48	64.31	0.73	1.6	
First	R12	W17-L	Bedroom	17.69	0.68	0.89	48.95	53.00	0.74	0.5	<b>3.2</b>
		W17-U	Bedroom	17.86	0.68	1.97	49.22	53.00	0.74	2.7	
First	R13	W18-L	Bedroom	18.39	0.68	0.89	50.12	52.06	0.74	0.5	<b>3.4</b>
		W18-U	Bedroom	18.62	0.68	1.97	50.49	52.06	0.74	2.8	
First	R14	W19-L	Bedroom	17.75	0.68	0.89	49.04	55.39	0.74	0.5	<b>3.0</b>
		W19-U	Bedroom	17.73	0.68	1.97	49.02	55.39	0.74	2.6	
First	R15	W20-L	Living Room	2.91	0.68	1.64	18.58	83.58	0.72	0.2	<b>0.7</b>
		W20-U	Living Room	0.59	0.68	3.64	8.54	83.58	0.72	0.5	
First	R16	W21-L	Bedroom	4.18	0.68	1.14	22.34	104.41	0.72	0.1	<b>0.7</b>
		W21-U	Bedroom	0.61	0.68	2.52	8.65	104.41	0.72	0.3	
		W22-L	Bedroom	10.58	0.68	0.51	36.46	104.41	0.72	0.1	

Floor	Room ID	Window ID	Room Use	VSC	Win. Trans.	Glazing Area	Theta	Room Area	Room	ADF	TOTAL ADF
		W22-U	Bedroom	10.57	0.68	1.13	36.45	104.41	0.72	0.6	1.1
Second	R1	W1-L	Bedroom	29.79	0.68	0.89	69.28	47.83	0.74	0.3	
		W1-U	Bedroom	29.48	0.68	1.97	68.73	47.83	0.74	4.2	4.5
Second	R2	W2-L	Bedroom	24.07	0.68	0.51	59.49	51.48	0.74	0.1	
		W2-U	Bedroom	23.88	0.68	1.13	59.18	51.48	0.74	1.9	2.1
Second	R3	W3-L	Living Room	20.59	0.68	0.70	53.75	83.24	0.72	0.1	
		W3-U	Living Room	20.62	0.68	1.55	53.80	83.24	0.72	1.4	
		W4-L	Living Room	21.77	0.68	1.64	55.69	83.24	0.72	0.2	
		W4-U	Living Room	13.23	0.68	3.64	41.31	83.24	0.72	2.6	4.3
Second	R4	W5-L	Bedroom	38.38	0.68	0.89	86.81	55.12	0.74	0.3	
		W5-U	Bedroom	37.65	0.68	1.97	85.08	55.12	0.74	4.5	4.8
Second	R5	W6-L	Bedroom	38.48	0.68	0.89	87.07	51.63	0.74	0.3	
		W6-U	Bedroom	37.93	0.68	1.97	85.73	51.63	0.74	4.9	5.2
Second	R6	W7-L	Bedroom	37.23	0.68	0.89	84.10	55.01	0.74	0.3	
		W7-U	Bedroom	36.42	0.68	1.97	82.31	55.01	0.74	4.4	4.7
Second	R7	W8-L	Living Room	32.31	0.68	1.14	73.92	64.34	0.73	0.3	
		W8-U	Living Room	21.87	0.68	2.52	55.86	64.34	0.73	3.2	
		W9-L	Living Room	19.70	0.68	0.51	52.27	64.34	0.73	0.1	
		W9-U	Living Room	19.48	0.68	1.13	51.91	64.34	0.73	1.3	4.9
Second	R8	W10-L	Bedroom	31.56	0.68	0.89	72.50	44.09	0.74	0.3	
		W10-U	Bedroom	30.95	0.68	1.97	71.39	44.09	0.74	4.8	5.1
Second	R9	W11-L	Bedroom	36.83	0.68	0.89	83.20	41.98	0.74	0.4	
		W11-U	Bedroom	36.35	0.68	1.97	82.14	41.98	0.74	5.8	
		W12-L	Bedroom	14.55	0.68	0.51	43.63	41.98	0.74	0.1	
		W12-U	Bedroom	9.56	0.68	1.13	34.50	41.98	0.74	1.4	7.8
Second	R10	W13-L	LKD	21.39	0.68	1.14	55.06	104.48	0.72	0.1	
		W13-U	LKD	13.25	0.68	2.52	41.35	104.48	0.72	1.4	
		W14-L	LKD	38.42	0.68	0.89	86.92	104.48	0.72	0.2	
		W14-U	LKD	37.99	0.68	1.97	85.89	104.48	0.72	2.3	
		W15-L	LKD	37.11	0.68	0.51	83.85	104.48	0.72	0.1	
		W15-U	LKD	36.92	0.68	1.13	83.40	104.48	0.72	1.3	5.3
Second	R11	W16-L	LKD	37.08	0.68	0.51	83.76	104.42	0.72	0.1	
		W16-U	LKD	36.90	0.68	1.13	83.37	104.42	0.72	1.3	
		W17-L	LKD	38.28	0.68	0.89	86.58	104.42	0.72	0.2	
		W17-U	LKD	37.96	0.68	1.97	85.80	104.42	0.72	2.3	
		W18-L	LKD	11.64	0.68	1.14	38.44	104.42	0.72	0.1	
		W18-U	LKD	6.55	0.68	2.52	28.17	104.42	0.72	1.0	4.8
Second	R12	W19-L	Bedroom	13.84	0.68	0.51	42.39	41.98	0.74	0.1	
		W19-U	Bedroom	9.07	0.68	1.13	33.52	41.98	0.74	1.4	
		W20-L	Bedroom	23.67	0.68	0.89	58.82	41.98	0.74	0.3	
		W20-U	Bedroom	23.74	0.68	1.97	58.93	41.98	0.74	4.2	6.0
Second	R13	W21-L	Bedroom	19.42	0.68	0.89	51.82	43.01	0.74	0.2	
		W21-U	Bedroom	19.64	0.68	1.97	52.18	43.01	0.74	3.6	3.9
Second	R14	W22-L	Living Room	19.29	0.68	0.51	51.61	64.31	0.73	0.1	
		W22-U	Living Room	19.30	0.68	1.13	51.61	64.31	0.73	1.3	
		W23-L	Living Room	16.50	0.68	1.14	46.94	64.31	0.73	0.2	
		W23-U	Living Room	8.42	0.68	2.52	32.21	64.31	0.73	1.8	3.4
Second	R15	W24-L	Bedroom	20.06	0.68	0.89	52.87	53.00	0.74	0.2	
		W24-U	Bedroom	19.67	0.68	1.97	52.23	53.00	0.74	2.9	3.1
Second	R16	W25-L	Bedroom	20.33	0.68	0.89	53.32	52.06	0.74	0.2	
		W25-U	Bedroom	20.23	0.68	1.97	53.15	52.06	0.74	3.0	3.2
Second	R17	W26-L	Bedroom	19.46	0.68	0.89	51.88	55.39	0.74	0.2	
		W26-U	Bedroom	19.26	0.68	1.97	51.55	55.39	0.74	2.7	2.9
Second	R18	W27-L	Living Room	3.73	0.68	1.64	21.10	83.58	0.72	0.1	
		W27-U	Living Room	0.63	0.68	3.64	8.81	83.58	0.72	0.5	0.6
Second	R19	W28-L	LKD	5.44	0.68	1.14	25.56	103.73	0.72	0.1	

Floor	Room ID	Window ID	Room Use	VSC	Win. Trans.	Glazing Area	Theta	Room Area	Room	ADF	TOTAL ADF
		W28-U	LKD	0.90	0.68	2.52	10.31	103.73	0.72	0.4	
		W29-L	LKD	12.03	0.68	0.51	39.16	103.73	0.72	0.0	
		W29-U	LKD	11.82	0.68	1.13	38.77	103.73	0.72	0.6	<b>1.0</b>
Third	R1	W1-L	Bedroom	30.00	0.68	0.89	69.66	47.83	0.74	0.3	
		W1-U	Bedroom	29.65	0.68	1.97	69.03	47.83	0.74	4.3	<b>4.6</b>
Third	R2	W2-L	Bedroom	24.13	0.68	0.51	59.59	51.48	0.74	0.1	
		W2-U	Bedroom	23.90	0.68	1.13	59.21	51.48	0.74	1.9	<b>2.1</b>
Third	R3	W3-L	Living Room	21.62	0.68	0.70	55.45	83.24	0.72	0.1	
		W3-U	Living Room	21.68	0.68	1.55	55.53	83.24	0.72	1.5	
		W4-L	Living Room	21.82	0.68	1.64	55.76	83.24	0.72	0.2	
		W4-U	Living Room	13.24	0.68	3.64	41.33	83.24	0.72	2.6	<b>4.4</b>
Third	R4	W5-L	Bedroom	38.41	0.68	0.89	86.90	55.12	0.74	0.3	
		W5-U	Bedroom	37.65	0.68	1.97	85.08	55.12	0.74	4.5	<b>4.8</b>
Third	R5	W6-L	Bedroom	38.53	0.68	0.89	87.18	51.63	0.74	0.3	
		W6-U	Bedroom	37.93	0.68	1.97	85.73	51.63	0.74	4.9	<b>5.2</b>
Third	R6	W7-L	Bedroom	37.26	0.68	0.89	84.18	55.01	0.74	0.3	
		W7-U	Bedroom	36.42	0.68	1.97	82.31	55.01	0.74	4.4	<b>4.7</b>
Third	R7	W8-L	Living Room	32.35	0.68	1.14	73.98	64.34	0.73	0.3	
		W8-U	Living Room	21.88	0.68	2.52	55.86	64.34	0.73	3.2	
		W9-L	Living Room	19.72	0.68	0.51	52.31	64.34	0.73	0.1	
		W9-U	Living Room	19.51	0.68	1.13	51.96	64.34	0.73	1.3	<b>4.9</b>
Third	R8	W10-L	Bedroom	31.60	0.68	0.89	72.58	44.09	0.74	0.3	
		W10-U	Bedroom	30.96	0.68	1.97	71.41	44.09	0.74	4.8	<b>5.1</b>
Third	R9	W11-L	Bedroom	36.89	0.68	0.89	83.34	41.98	0.74	0.4	
		W11-U	Bedroom	36.37	0.68	1.97	82.19	41.98	0.74	5.9	
		W12-L	Bedroom	14.55	0.68	0.51	43.63	41.98	0.74	0.1	
		W12-U	Bedroom	9.56	0.68	1.13	34.50	41.98	0.74	1.4	<b>7.8</b>
Third	R10	W13-L	LKD	21.41	0.68	1.14	55.08	104.48	0.72	0.1	
		W13-U	LKD	13.25	0.68	2.52	41.35	104.48	0.72	1.4	
		W14-L	LKD	38.72	0.68	0.89	87.66	104.48	0.72	0.2	
		W14-U	LKD	38.10	0.68	1.97	86.14	104.48	0.72	2.3	
		W15-L	LKD	37.46	0.68	0.51	84.63	104.48	0.72	0.1	
		W15-U	LKD	37.03	0.68	1.13	83.67	104.48	0.72	1.3	<b>5.3</b>
Third	R11	W16-L	LKD	37.46	0.68	0.51	84.63	104.42	0.72	0.1	
		W16-U	LKD	37.04	0.68	1.13	83.67	104.42	0.72	1.3	
		W17-L	LKD	38.72	0.68	0.89	87.66	104.42	0.72	0.2	
		W17-U	LKD	38.11	0.68	1.97	86.15	104.42	0.72	2.3	
		W18-L	LKD	12.29	0.68	1.14	39.64	104.42	0.72	0.1	
		W18-U	LKD	6.66	0.68	2.52	28.43	104.42	0.72	1.0	<b>4.9</b>
Third	R12	W19-L	Bedroom	14.16	0.68	0.51	42.95	41.98	0.74	0.1	
		W19-U	Bedroom	9.18	0.68	1.13	33.74	41.98	0.74	1.4	
		W20-L	Bedroom	24.60	0.68	0.89	60.37	41.98	0.74	0.3	
		W20-U	Bedroom	24.62	0.68	1.97	60.40	41.98	0.74	4.3	<b>6.1</b>
Third	R13	W21-L	Bedroom	20.16	0.68	0.89	53.03	43.01	0.74	0.2	
		W21-U	Bedroom	20.23	0.68	1.97	53.15	43.01	0.74	3.7	<b>3.9</b>
Third	R14	W22-L	Living Room	19.64	0.68	0.51	52.18	64.31	0.73	0.1	
		W22-U	Living Room	19.43	0.68	1.13	51.83	64.31	0.73	1.3	
		W23-L	Living Room	17.53	0.68	1.14	48.69	64.31	0.73	0.2	
		W23-U	Living Room	8.84	0.68	2.52	33.06	64.31	0.73	1.9	<b>3.5</b>
Third	R15	W24-L	Bedroom	21.19	0.68	0.89	54.73	53.00	0.74	0.2	
		W24-U	Bedroom	20.77	0.68	1.97	54.04	53.00	0.74	3.0	<b>3.2</b>
Third	R16	W25-L	Bedroom	21.54	0.68	0.89	55.31	52.06	0.74	0.2	
		W25-U	Bedroom	21.43	0.68	1.97	55.12	52.06	0.74	3.1	<b>3.3</b>
Third	R17	W26-L	Bedroom	20.74	0.68	0.89	53.99	55.39	0.74	0.2	
		W26-U	Bedroom	20.54	0.68	1.97	53.66	55.39	0.74	2.8	<b>3.0</b>
Third	R18	W27-L	Living Room	4.84	0.68	1.64	24.09	83.58	0.72	0.1	
		W27-U	Living Room	0.76	0.68	3.64	9.56	83.58	0.72	0.6	<b>0.7</b>

Floor	Room ID	Window ID	Room Use	VSC	Win. Trans.	Glazing Area	Theta	Room Area	Room	ADF	TOTAL ADF
Third	R19	W28-L	LKD	6.88	0.68	1.14	28.91	103.73	0.72	0.1	<b>1.1</b>
		W28-U	LKD	1.23	0.68	2.52	11.97	103.73	0.72	0.4	
		W29-L	LKD	13.62	0.68	0.51	42.02	103.73	0.72	0.0	
		W29-U	LKD	13.21	0.68	1.13	41.28	103.73	0.72	0.6	
Fourth	R1	W1-L	Bedroom	30.34	0.68	0.89	70.28	47.83	0.74	0.3	<b>4.6</b>
		W1-U	Bedroom	30.03	0.68	1.97	69.71	47.83	0.74	4.3	
Fourth	R2	W2-L	Bedroom	24.18	0.68	0.51	59.67	51.48	0.74	0.1	<b>2.1</b>
		W2-U	Bedroom	23.96	0.68	1.13	59.30	51.48	0.74	2.0	
Fourth	R3	W3-L	Living Room	22.86	0.68	0.70	57.49	83.24	0.72	0.1	<b>4.4</b>
		W3-U	Living Room	23.04	0.68	1.55	57.78	83.24	0.72	1.5	
		W4-L	Living Room	21.82	0.68	1.64	55.78	83.24	0.72	0.2	
		W4-U	Living Room	13.24	0.68	3.64	41.34	83.24	0.72	2.6	
Fourth	R4	W5-L	Bedroom	38.41	0.68	0.89	86.90	55.12	0.74	0.3	<b>4.8</b>
		W5-U	Bedroom	37.65	0.68	1.97	85.08	55.12	0.74	4.5	
Fourth	R5	W6-L	Bedroom	38.54	0.68	0.89	87.22	51.63	0.74	0.3	<b>5.2</b>
		W6-U	Bedroom	37.93	0.68	1.97	85.73	51.63	0.74	4.9	
Fourth	R6	W7-L	Bedroom	37.28	0.68	0.89	84.22	55.01	0.74	0.3	<b>4.7</b>
		W7-U	Bedroom	36.42	0.68	1.97	82.31	55.01	0.74	4.4	
Fourth	R7	W8-L	Living Room	32.35	0.68	1.14	73.98	64.34	0.73	0.3	<b>4.9</b>
		W8-U	Living Room	21.88	0.68	2.52	55.86	64.34	0.73	3.2	
		W9-L	Living Room	19.76	0.68	0.51	52.38	64.34	0.73	0.1	
		W9-U	Living Room	19.56	0.68	1.13	52.05	64.34	0.73	1.3	
Fourth	R8	W10-L	Bedroom	31.64	0.68	0.89	72.65	44.09	0.74	0.3	<b>5.2</b>
		W10-U	Bedroom	31.01	0.68	1.97	71.50	44.09	0.74	4.8	
Fourth	R9	W11-L	Bedroom	36.97	0.68	0.89	83.52	41.98	0.74	0.4	<b>7.8</b>
		W11-U	Bedroom	36.46	0.68	1.97	82.39	41.98	0.74	5.9	
		W12-L	Bedroom	14.55	0.68	0.51	43.63	41.98	0.74	0.1	
		W12-U	Bedroom	9.56	0.68	1.13	34.50	41.98	0.74	1.4	
Fourth	R10	W13-L	LKD	21.41	0.68	1.14	55.08	104.48	0.72	0.1	<b>5.3</b>
		W13-U	LKD	13.25	0.68	2.52	41.35	104.48	0.72	1.4	
		W14-L	LKD	38.72	0.68	0.89	87.66	104.48	0.72	0.2	
		W14-U	LKD	38.10	0.68	1.97	86.14	104.48	0.72	2.3	
		W15-L	LKD	37.46	0.68	0.51	84.63	104.48	0.72	0.1	
		W15-U	LKD	37.03	0.68	1.13	83.67	104.48	0.72	1.3	
Fourth	R11	W16-L	LKD	37.46	0.68	0.51	84.63	104.42	0.72	0.1	<b>4.9</b>
		W16-U	LKD	37.04	0.68	1.13	83.67	104.42	0.72	1.3	
		W17-L	LKD	38.72	0.68	0.89	87.66	104.42	0.72	0.2	
		W17-U	LKD	38.11	0.68	1.97	86.15	104.42	0.72	2.3	
		W18-L	LKD	12.88	0.68	1.14	40.69	104.42	0.72	0.1	
		W18-U	LKD	6.74	0.68	2.52	28.60	104.42	0.72	1.0	
Fourth	R12	W19-L	Bedroom	14.16	0.68	0.51	42.95	41.98	0.74	0.1	<b>6.2</b>
		W19-U	Bedroom	9.18	0.68	1.13	33.74	41.98	0.74	1.4	
		W20-L	Bedroom	25.52	0.68	0.89	61.90	41.98	0.74	0.3	
		W20-U	Bedroom	25.56	0.68	1.97	61.96	41.98	0.74	4.4	
Fourth	R13	W21-L	Bedroom	20.88	0.68	0.89	54.22	43.01	0.74	0.3	<b>4.0</b>
		W21-U	Bedroom	20.89	0.68	1.97	54.24	43.01	0.74	3.8	
Fourth	R14	W22-L	Living Room	19.69	0.68	0.51	52.26	64.31	0.73	0.1	<b>3.6</b>
		W22-U	Living Room	19.49	0.68	1.13	51.93	64.31	0.73	1.3	
		W23-L	Living Room	18.55	0.68	1.14	50.38	64.31	0.73	0.2	
		W23-U	Living Room	9.27	0.68	2.52	33.93	64.31	0.73	1.9	
Fourth	R15	W24-L	Bedroom	22.35	0.68	0.89	56.64	53.00	0.74	0.2	<b>3.3</b>
		W24-U	Bedroom	21.95	0.68	1.97	55.99	53.00	0.74	3.1	
Fourth	R16	W25-L	Bedroom	22.81	0.68	0.89	57.39	52.06	0.74	0.2	<b>3.4</b>
		W25-U	Bedroom	22.71	0.68	1.97	57.24	52.06	0.74	3.2	
Fourth	R17	W26-L	Bedroom	22.09	0.68	0.89	56.21	55.39	0.74	0.2	<b>3.1</b>
		W26-U	Bedroom	21.91	0.68	1.97	55.92	55.39	0.74	2.9	

Floor	Room ID	Window ID	Room Use	VSC	Win. Trans.	Glazing Area	Theta	Room Area	Room	ADF	TOTAL ADF
Fourth	R18	W27-L	Living Room	6.10	0.68	1.64	27.14	83.58	0.72	0.1	<b>0.8</b>
		W27-U	Living Room	1.12	0.68	3.64	11.45	83.58	0.72	0.7	
Fourth	R19	W28-L	LKD	8.54	0.68	1.14	32.45	103.73	0.72	0.1	<b>1.3</b>
		W28-U	LKD	1.91	0.68	2.52	14.97	103.73	0.72	0.5	
		W29-L	LKD	15.52	0.68	0.51	45.29	103.73	0.72	0.0	
		W29-U	LKD	14.88	0.68	1.13	44.20	103.73	0.72	0.7	
Fifth	R1	W1-L	Bedroom	30.83	0.68	0.89	71.16	47.83	0.74	0.3	<b>4.6</b>
		W1-U	Bedroom	30.48	0.68	1.97	70.54	47.83	0.74	4.4	
Fifth	R2	W2-L	Bedroom	24.30	0.68	0.51	59.87	51.48	0.74	0.1	<b>2.1</b>
		W2-U	Bedroom	24.10	0.68	1.13	59.54	51.48	0.74	2.0	
Fifth	R3	W3-L	Living Room	24.43	0.68	0.70	60.09	83.24	0.72	0.1	<b>4.5</b>
		W3-U	Living Room	24.63	0.68	1.55	60.41	83.24	0.72	1.6	
		W4-L	Living Room	21.83	0.68	1.64	55.78	83.24	0.72	0.2	
		W4-U	Living Room	13.24	0.68	3.64	41.34	83.24	0.72	2.6	
Fifth	R4	W5-L	Bedroom	38.42	0.68	0.89	86.90	55.12	0.74	0.3	<b>4.8</b>
		W5-U	Bedroom	37.65	0.68	1.97	85.08	55.12	0.74	4.5	
Fifth	R5	W6-L	Bedroom	38.58	0.68	0.89	87.32	51.63	0.74	0.3	<b>5.2</b>
		W6-U	Bedroom	37.95	0.68	1.97	85.79	51.63	0.74	4.9	
Fifth	R6	W7-L	Bedroom	37.34	0.68	0.89	84.36	55.01	0.74	0.3	<b>4.7</b>
		W7-U	Bedroom	36.45	0.68	1.97	82.37	55.01	0.74	4.4	
Fifth	R7	W8-L	Living Room	32.35	0.68	1.14	73.98	64.34	0.73	0.3	<b>4.9</b>
		W8-U	Living Room	21.88	0.68	2.52	55.86	64.34	0.73	3.2	
		W9-L	Living Room	19.86	0.68	0.51	52.53	64.34	0.73	0.1	
		W9-U	Living Room	19.68	0.68	1.13	52.24	64.34	0.73	1.3	
Fifth	R8	W10-L	Bedroom	31.76	0.68	0.89	72.87	44.09	0.74	0.3	<b>5.2</b>
		W10-U	Bedroom	31.18	0.68	1.97	71.81	44.09	0.74	4.8	
Fifth	R9	W11-L	Bedroom	37.16	0.68	0.89	83.95	41.98	0.74	0.4	<b>7.8</b>
		W11-U	Bedroom	36.69	0.68	1.97	82.89	41.98	0.74	5.9	
		W12-L	Bedroom	14.55	0.68	0.51	43.63	41.98	0.74	0.1	
		W12-U	Bedroom	9.56	0.68	1.13	34.50	41.98	0.74	1.4	
Fifth	R10	W13-L	LKD	21.41	0.68	1.14	55.08	104.48	0.72	0.1	<b>5.3</b>
		W13-U	LKD	13.25	0.68	2.52	41.35	104.48	0.72	1.4	
		W14-L	LKD	38.72	0.68	0.89	87.66	104.48	0.72	0.2	
		W14-U	LKD	38.10	0.68	1.97	86.14	104.48	0.72	2.3	
		W15-L	LKD	37.46	0.68	0.51	84.63	104.48	0.72	0.1	
		W15-U	LKD	37.03	0.68	1.13	83.67	104.48	0.72	1.3	
Fifth	R11	W16-L	LKD	37.46	0.68	0.51	84.63	104.42	0.72	0.1	<b>4.9</b>
		W16-U	LKD	37.04	0.68	1.13	83.67	104.42	0.72	1.3	
		W17-L	LKD	38.72	0.68	0.89	87.66	104.42	0.72	0.2	
		W17-U	LKD	38.11	0.68	1.97	86.15	104.42	0.72	2.3	
		W18-L	LKD	13.51	0.68	1.14	41.82	104.42	0.72	0.1	
		W18-U	LKD	6.82	0.68	2.52	28.77	104.42	0.72	1.0	
Fifth	R12	W19-L	Bedroom	14.16	0.68	0.51	42.95	41.98	0.74	0.1	<b>6.4</b>
		W19-U	Bedroom	9.18	0.68	1.13	33.74	41.98	0.74	1.4	
		W20-L	Bedroom	26.62	0.68	0.89	63.76	41.98	0.74	0.3	
		W20-U	Bedroom	26.67	0.68	1.97	63.84	41.98	0.74	4.5	
Fifth	R13	W21-L	Bedroom	21.80	0.68	0.89	55.73	43.01	0.74	0.3	<b>4.1</b>
		W21-U	Bedroom	21.76	0.68	1.97	55.66	43.01	0.74	3.9	
Fifth	R14	W22-L	Living Room	19.78	0.68	0.51	52.41	64.31	0.73	0.1	<b>3.6</b>
		W22-U	Living Room	19.61	0.68	1.13	52.12	64.31	0.73	1.3	
		W23-L	Living Room	19.66	0.68	1.14	52.21	64.31	0.73	0.2	
		W23-U	Living Room	9.86	0.68	2.52	35.08	64.31	0.73	2.0	
Fifth	R15	W24-L	Bedroom	23.65	0.68	0.89	58.79	53.00	0.74	0.2	<b>3.4</b>
		W24-U	Bedroom	23.27	0.68	1.97	58.16	53.00	0.74	3.2	
Fifth	R16	W25-L	Bedroom	24.20	0.68	0.89	59.70	52.06	0.74	0.2	<b>3.6</b>
		W25-U	Bedroom	24.13	0.68	1.97	59.59	52.06	0.74	3.4	
Fifth	R17	W26-L	Bedroom	23.56	0.68	0.89	58.63	55.39	0.74	0.2	

Floor	Room ID	Window ID	Room Use	VSC	Win. Trans.	Glazing Area	Theta	Room Area	Room	ADF	TOTAL ADF
		W26-U	Bedroom	23.42	0.68	1.97	58.40	55.39	0.74	3.1	<b>3.3</b>
Fifth	R18	W27-L	Living Room	7.58	0.68	1.64	30.45	83.58	0.72	0.1	
		W27-U	Living Room	1.70	0.68	3.64	14.08	83.58	0.72	0.9	<b>1.0</b>
Fifth	R19	W28-L	LKD	10.46	0.68	1.14	36.22	103.73	0.72	0.1	
		W28-U	LKD	3.17	0.68	2.52	19.41	103.73	0.72	0.7	
		W29-L	LKD	17.88	0.68	0.51	49.25	103.73	0.72	0.1	
		W29-U	LKD	17.04	0.68	1.13	47.85	103.73	0.72	0.7	<b>1.5</b>
Sixth	R1	W1-L	Bedroom	21.43	0.68	0.62	55.12	47.83	0.74	0.4	
		W1-U	Bedroom	31.10	0.68	1.02	71.66	47.83	0.74	2.3	
		W2-L	Bedroom	31.43	0.68	1.08	72.27	47.83	0.74	1.0	
		W2-U	Bedroom	31.10	0.68	1.78	71.65	47.83	0.74	4.0	<b>7.7</b>
Sixth	R2	W3-L	Bedroom	24.64	0.68	0.62	60.43	51.48	0.74	0.4	
		W3-U	Bedroom	24.45	0.68	1.02	60.11	51.48	0.74	1.8	<b>2.2</b>
Sixth	R3	W4-L	Living Room	26.23	0.68	0.85	63.11	83.24	0.72	0.4	
		W4-U	Living Room	26.47	0.68	1.40	63.51	83.24	0.72	1.5	
		W5-L	Living Room	21.42	0.68	2.00	55.11	83.24	0.72	0.8	
		W5-U	Living Room	12.47	0.68	3.29	39.97	83.24	0.72	2.3	<b>4.9</b>
Sixth	R4	W6-L	Bedroom	38.45	0.68	1.08	86.98	55.12	0.74	1.0	
		W6-U	Bedroom	37.44	0.68	1.78	84.59	55.12	0.74	4.0	<b>5.1</b>
Sixth	R5	W7-L	Bedroom	38.64	0.68	1.08	87.47	51.63	0.74	1.1	
		W7-U	Bedroom	37.82	0.68	1.78	85.48	51.63	0.74	4.4	<b>5.5</b>
Sixth	R6	W8-L	Bedroom	37.64	0.68	1.08	85.05	55.01	0.74	1.0	
		W8-U	Bedroom	36.77	0.68	1.78	83.06	55.01	0.74	4.0	<b>5.0</b>
Sixth	R7	W9-L	Living Room	31.93	0.68	1.38	73.19	67.06	0.73	0.9	
		W9-U	Living Room	20.77	0.68	2.28	54.04	67.06	0.73	2.7	
		W10-L	Living Room	20.08	0.68	0.62	52.89	67.06	0.73	0.3	
		W10-U	Living Room	19.89	0.68	1.02	52.60	67.06	0.73	1.2	<b>5.0</b>
Sixth	R8	W11-L	Bedroom	32.13	0.68	1.08	73.58	44.09	0.74	1.1	
		W11-U	Bedroom	31.60	0.68	1.78	72.57	44.09	0.74	4.4	<b>5.5</b>
Sixth	R9	W12-L	Bedroom	37.54	0.68	1.08	84.82	41.98	0.74	1.3	
		W12-U	Bedroom	36.89	0.68	1.78	83.34	41.98	0.74	5.4	
		W13-L	Bedroom	14.32	0.68	0.62	43.23	41.98	0.74	0.4	
		W13-U	Bedroom	9.09	0.68	1.02	33.56	41.98	0.74	1.2	<b>8.3</b>
Sixth	R10	W14-L	LKD	21.04	0.68	1.38	54.48	104.44	0.72	0.4	
		W14-U	LKD	12.50	0.68	2.28	40.00	104.44	0.72	1.2	
		W15-L	LKD	38.71	0.68	1.08	87.65	104.44	0.72	0.5	
		W15-U	LKD	37.91	0.68	1.78	85.68	104.44	0.72	2.1	
		W16-L	LKD	37.46	0.68	0.62	84.63	104.44	0.72	0.3	
		W16-U	LKD	36.88	0.68	1.02	83.32	104.44	0.72	1.1	<b>5.6</b>
Sixth	R11	W17-L	LKD	37.46	0.68	0.62	84.63	104.40	0.72	0.3	
		W17-U	LKD	36.88	0.68	1.02	83.32	104.40	0.72	1.1	
		W18-L	LKD	38.71	0.68	1.08	87.65	104.40	0.72	0.5	
		W18-U	LKD	37.91	0.68	1.78	85.69	104.40	0.72	2.1	
		W19-L	LKD	13.85	0.68	1.38	42.41	104.40	0.72	0.3	
		W19-U	LKD	6.49	0.68	2.28	28.03	104.40	0.72	0.9	<b>5.2</b>
Sixth	R12	W20-L	Bedroom	13.88	0.68	0.62	42.46	41.98	0.74	0.4	
		W20-U	Bedroom	8.68	0.68	1.02	32.73	41.98	0.74	1.2	
		W21-L	Bedroom	28.01	0.68	1.08	66.16	41.98	0.74	1.0	
		W21-U	Bedroom	27.85	0.68	1.78	65.87	41.98	0.74	4.2	<b>6.9</b>
Sixth	R13	W22-L	Bedroom	23.06	0.68	1.08	57.81	43.01	0.74	0.9	
		W22-U	Bedroom	22.99	0.68	1.78	57.70	43.01	0.74	3.6	<b>4.5</b>
Sixth	R14	W23-L	Living Room	20.01	0.68	0.62	52.78	64.31	0.73	0.3	
		W23-U	Living Room	19.82	0.68	1.02	52.48	64.31	0.73	1.2	
		W24-L	Living Room	20.46	0.68	1.38	53.53	64.31	0.73	0.7	
		W24-U	Living Room	9.82	0.68	2.28	35.00	64.31	0.73	1.8	<b>4.0</b>
Sixth	R15	W25-L	Bedroom	25.33	0.68	1.08	61.59	53.00	0.74	0.7	
		W25-U	Bedroom	24.99	0.68	1.78	61.01	53.00	0.74	3.0	<b>3.8</b>

Floor	Room ID	Window ID	Room Use	VSC	Win. Trans.	Glazing Area	Theta	Room Area	Room	ADF	TOTAL ADF
Sixth	R16	W26-L	Bedroom	25.76	0.68	1.08	62.30	52.06	0.74	0.8	<b>3.9</b>
		W26-U	Bedroom	25.53	0.68	1.78	61.92	52.06	0.74	3.1	
Sixth	R17	W27-L	Bedroom	25.19	0.68	1.08	61.35	55.39	0.74	0.7	<b>3.6</b>
		W27-U	Bedroom	24.84	0.68	1.78	60.77	55.39	0.74	2.9	
Sixth	R18	W28-L	Living Room	8.83	0.68	2.00	33.04	83.58	0.72	0.5	<b>1.3</b>
		W28-U	Living Room	2.16	0.68	3.29	15.94	83.58	0.72	0.9	
Sixth	R19	W29-L	LKD	11.91	0.68	1.38	38.93	104.41	0.72	0.3	<b>1.8</b>
		W29-U	LKD	3.80	0.68	2.28	21.29	104.41	0.72	0.7	
		W30-L	LKD	20.28	0.68	0.62	53.23	104.41	0.72	0.2	
		W30-U	LKD	19.49	0.68	1.02	51.93	104.41	0.72	0.7	
Seventh	R1	W1-L	Bedroom	34.60	0.68	0.62	78.44	47.83	0.74	0.6	<b>8.4</b>
		W1-U	Bedroom	35.01	0.68	1.02	79.28	47.83	0.74	2.5	
		W2-L	Bedroom	32.97	0.68	1.08	75.18	47.83	0.74	1.0	
		W2-U	Bedroom	33.15	0.68	1.78	75.54	47.83	0.74	4.2	
Seventh	R2	W3-L	Bedroom	25.84	0.68	0.62	62.44	51.48	0.74	0.5	<b>2.3</b>
		W3-U	Bedroom	26.47	0.68	1.02	63.50	51.48	0.74	1.9	
Seventh	R3	W4-L	Living Room	29.07	0.68	0.85	68.01	83.24	0.72	0.4	<b>5.3</b>
		W4-U	Living Room	30.11	0.68	1.40	69.85	83.24	0.72	1.7	
		W5-L	Living Room	23.87	0.68	2.00	59.15	83.24	0.72	0.8	
		W5-U	Living Room	14.46	0.68	3.29	43.48	83.24	0.72	2.4	
Seventh	R4	W6-L	Bedroom	38.72	0.68	1.08	87.66	55.12	0.74	1.0	<b>5.1</b>
		W6-U	Bedroom	37.96	0.68	1.78	85.80	55.12	0.74	4.1	
Seventh	R5	W7-L	Bedroom	38.72	0.68	1.08	87.66	51.63	0.74	1.1	<b>5.5</b>
		W7-U	Bedroom	37.94	0.68	1.78	85.77	51.63	0.74	4.4	
Seventh	R6	W8-L	Bedroom	38.71	0.68	1.08	87.65	55.01	0.74	1.0	<b>5.1</b>
		W8-U	Bedroom	37.91	0.68	1.78	85.69	55.01	0.74	4.1	
Seventh	R7	W9-L	Living Room	38.99	0.68	1.38	88.36	67.06	0.73	1.1	<b>6.8</b>
		W9-U	Living Room	38.09	0.68	2.28	86.13	67.06	0.73	4.2	
		W10-L	Living Room	20.75	0.68	0.62	54.00	67.06	0.73	0.3	
		W10-U	Living Room	20.98	0.68	1.02	54.38	67.06	0.73	1.2	
Seventh	R8	W11-L	Bedroom	33.27	0.68	1.08	75.77	44.09	0.74	1.1	<b>5.7</b>
		W11-U	Bedroom	32.89	0.68	1.78	75.02	44.09	0.74	4.6	
Seventh	R9	W12-L	Bedroom	38.09	0.68	1.08	86.11	41.98	0.74	1.3	<b>8.4</b>
		W12-U	Bedroom	37.41	0.68	1.78	84.52	41.98	0.74	5.4	
		W13-L	Bedroom	14.30	0.68	0.62	43.20	41.98	0.74	0.4	
		W13-U	Bedroom	8.82	0.68	1.02	33.02	41.98	0.74	1.2	
Seventh	R10	W14-L	LKD	20.87	0.68	1.38	54.20	104.41	0.72	0.4	<b>5.6</b>
		W14-U	LKD	11.67	0.68	2.28	38.50	104.41	0.72	1.2	
		W15-L	LKD	38.71	0.68	1.08	87.65	104.41	0.72	0.5	
		W15-U	LKD	37.91	0.68	1.78	85.69	104.41	0.72	2.1	
		W16-L	LKD	37.46	0.68	0.62	84.63	104.41	0.72	0.3	
		W16-U	LKD	36.89	0.68	1.02	83.34	104.41	0.72	1.1	
Seventh	R11	W17-L	LKD	37.46	0.68	0.62	84.63	104.43	0.72	0.3	<b>5.2</b>
		W17-U	LKD	36.89	0.68	1.02	83.34	104.43	0.72	1.1	
		W18-L	LKD	38.72	0.68	1.08	87.65	104.43	0.72	0.5	
		W18-U	LKD	37.93	0.68	1.78	85.73	104.43	0.72	2.1	
		W19-L	LKD	14.40	0.68	1.38	43.37	104.43	0.72	0.3	
		W19-U	LKD	6.09	0.68	2.28	27.12	104.43	0.72	0.8	
Seventh	R12	W20-L	Bedroom	13.86	0.68	0.62	42.43	41.98	0.74	0.4	<b>7.0</b>
		W20-U	Bedroom	8.37	0.68	1.02	32.12	41.98	0.74	1.2	
		W21-L	Bedroom	29.59	0.68	1.08	68.92	41.98	0.74	1.1	
		W21-U	Bedroom	29.31	0.68	1.78	68.43	41.98	0.74	4.4	
Seventh	R13	W22-L	Bedroom	22.95	0.68	0.62	57.64	43.01	0.74	0.5	<b>2.6</b>
		W22-U	Bedroom	23.02	0.68	1.02	57.75	43.01	0.74	2.1	
Seventh	R14	W23-L	Living Room	20.67	0.68	0.62	53.87	67.03	0.73	0.3	<b>5.6</b>
		W23-U	Living Room	20.89	0.68	1.02	54.24	67.03	0.73	1.2	
		W24-L	Living Room	28.86	0.68	1.38	67.63	67.03	0.73	0.8	
		W24-U	Living Room	28.44	0.68	2.28	66.90	67.03	0.73	3.3	

Floor	Room ID	Window ID	Room Use	VSC	Win. Trans.	Glazing Area	Theta	Room Area	Room	ADF	TOTAL ADF
Seventh	R15	W25-L	Bedroom	27.84	0.68	1.08	65.86	53.00	0.74	0.8	4.1
		W25-U	Bedroom	27.58	0.68	1.78	65.41	53.00	0.74	3.3	
Seventh	R16	W26-L	Bedroom	27.38	0.68	1.08	65.07	52.06	0.74	0.8	4.1
		W26-U	Bedroom	27.16	0.68	1.78	64.69	52.06	0.74	3.3	
Seventh	R17	W27-L	Bedroom	27.09	0.68	1.08	64.57	55.39	0.74	0.7	3.8
		W27-U	Bedroom	26.91	0.68	1.78	64.26	55.39	0.74	3.1	
Seventh	R18	W28-L	Living Room	15.21	0.68	2.00	44.76	83.58	0.72	0.6	2.0
		W28-U	Living Room	5.26	0.68	3.29	25.12	83.58	0.72	1.4	
Seventh	R19	W29-L	LKD	23.60	0.68	1.38	58.71	104.42	0.72	0.4	3.2
		W29-U	LKD	22.61	0.68	2.28	57.06	104.42	0.72	1.7	
		W30-L	LKD	25.95	0.68	0.62	62.63	104.42	0.72	0.2	
		W30-U	LKD	26.01	0.68	1.02	62.74	104.42	0.72	0.9	
<b>BLOCK D</b>											
First	R1	W1-L	LKD	30.74	0.68	0.51	71.00	104.35	0.72	0.2	3.2
		W1-U	LKD	29.18	0.68	1.13	68.21	104.35	0.72	1.0	
		W2-L	LKD	25.51	0.68	1.14	61.88	104.35	0.72	0.4	
		W2-U	LKD	15.85	0.68	2.52	45.84	104.35	0.72	1.6	
First	R2	W3-L	Bedroom	20.78	0.68	0.89	54.06	54.97	0.74	0.5	2.7
		W3-U	Bedroom	12.62	0.68	1.97	40.23	54.97	0.74	2.1	
First	R3	W4-L	Living Room	8.77	0.68	0.51	32.92	70.37	0.73	0.1	4.8
		W4-U	Living Room	5.43	0.68	1.13	25.53	70.37	0.73	0.6	
		W5-L	Living Room	37.93	0.68	0.89	85.73	70.37	0.73	0.6	
		W5-U	Living Room	37.59	0.68	1.97	84.93	70.37	0.73	3.4	
First	R4	W6-L	Living Room	38.01	0.68	0.89	85.92	69.42	0.73	0.6	4.9
		W6-U	Living Room	37.67	0.68	1.97	85.12	69.42	0.73	3.5	
		W7-L	Living Room	7.81	0.68	0.51	30.94	69.42	0.73	0.1	
		W7-U	Living Room	5.22	0.68	1.13	25.03	69.42	0.73	0.6	
First	R5	W8-L	Bedroom	16.30	0.68	0.89	46.62	54.25	0.74	0.5	2.4
		W8-U	Bedroom	10.53	0.68	1.97	36.35	54.25	0.74	2.0	
First	R6	W9-L	Bedroom	35.75	0.68	0.89	80.84	54.56	0.74	0.8	5.0
		W9-U	Bedroom	34.67	0.68	1.97	78.57	54.56	0.74	4.2	
First	R7	W10-L	Bedroom	30.77	0.68	0.89	71.05	54.49	0.74	0.7	3.6
		W10-U	Bedroom	20.91	0.68	1.97	54.27	54.49	0.74	2.9	
First	R8	W11-L	Living Room	30.75	0.68	0.51	71.02	71.89	0.73	0.3	6.6
		W11-U	Living Room	22.22	0.68	1.13	56.42	71.89	0.73	1.3	
		W12-L	Living Room	35.70	0.68	0.88	80.74	71.89	0.73	0.6	
		W12-U	Living Room	34.68	0.68	1.95	78.60	71.89	0.73	3.1	
		W13-L	Living Room	19.09	0.68	0.51	51.27	71.89	0.73	0.2	
		W13-U	Living Room	19.04	0.68	1.13	51.19	71.89	0.73	1.2	
First	R9	W14-L	Bedroom	32.64	0.68	0.89	74.55	44.15	0.74	0.9	5.9
		W14-U	Bedroom	32.55	0.68	1.97	74.38	44.15	0.74	5.0	
First	R10	W15-L	Bedroom	36.90	0.68	0.89	83.35	42.01	0.74	1.1	9.6
		W15-U	Bedroom	36.69	0.68	1.97	82.89	42.01	0.74	5.9	
		W16-L	Bedroom	21.65	0.68	0.51	55.49	42.01	0.74	0.4	
		W16-U	Bedroom	21.64	0.68	1.13	55.46	42.01	0.74	2.3	
First	R11	W17-L	LKD	31.34	0.68	0.89	72.10	104.36	0.72	0.3	4.7
		W17-U	LKD	31.25	0.68	1.97	71.93	104.36	0.72	1.9	
		W18-L	LKD	17.55	0.68	1.14	48.72	104.36	0.72	0.3	
		W18-U	LKD	9.67	0.68	2.52	34.72	104.36	0.72	1.2	
		W19-L	LKD	21.44	0.68	0.51	55.14	104.36	0.72	0.2	
		W19-U	LKD	21.05	0.68	1.13	54.50	104.36	0.72	0.8	
First	R12	W20-L	LKD	21.94	0.68	0.51	55.96	104.74	0.72	0.2	3.6
		W20-U	LKD	22.04	0.68	1.13	56.12	104.74	0.72	0.9	
		W21-L	LKD	21.65	0.68	0.89	55.49	104.74	0.72	0.3	
		W21-U	LKD	21.61	0.68	1.97	55.43	104.74	0.72	1.5	
		W22-L	LKD	7.45	0.68	1.14	30.18	104.74	0.72	0.2	
		W22-U	LKD	3.05	0.68	2.52	19.04	104.74	0.72	0.6	



Floor	Room ID	Window ID	Room Use	VSC	Win. Trans.	Glazing Area	Theta	Room Area	Room	ADF	TOTAL ADF
First	R13	W23-L	Bedroom	3.57	0.68	0.51	20.64	42.06	0.74	0.2	<b>4.6</b>
		W23-U	Bedroom	1.24	0.68	1.13	11.99	42.06	0.74	0.5	
		W24-L	Bedroom	17.00	0.68	0.89	47.79	42.06	0.74	0.6	
		W24-U	Bedroom	16.91	0.68	1.97	47.63	42.06	0.74	3.4	
First	R14	W25-L	Bedroom	14.56	0.68	0.89	43.64	44.11	0.74	0.5	<b>3.5</b>
		W25-U	Bedroom	14.45	0.68	1.97	43.46	44.11	0.74	2.9	
First	R15	W26-L	Bedroom	3.50	0.68	0.89	20.43	50.53	0.74	0.2	<b>0.5</b>
		W26-U	Bedroom	0.22	0.68	1.97	5.21	50.53	0.74	0.3	
First	R16	W27-L	Living Room	3.42	0.68	0.51	20.19	69.49	0.73	0.1	<b>2.5</b>
		W27-U	Living Room	0.73	0.68	1.13	9.37	69.49	0.73	0.2	
		W28-L	Living Room	14.97	0.68	0.89	44.35	69.49	0.73	0.3	
		W28-U	Living Room	14.94	0.68	1.97	44.29	69.49	0.73	1.8	
First	R17	W29-L	Living Room	14.95	0.68	0.89	44.32	70.50	0.73	0.3	<b>2.6</b>
		W29-U	Living Room	14.91	0.68	1.97	44.25	70.50	0.73	1.8	
		W30-L	Living Room	4.89	0.68	0.51	24.22	70.50	0.73	0.1	
		W30-U	Living Room	2.16	0.68	1.13	15.94	70.50	0.73	0.4	
First	R18	W31-L	Bedroom	4.35	0.68	0.89	22.79	49.71	0.74	0.2	<b>1.0</b>
		W31-U	Bedroom	1.41	0.68	1.97	12.82	49.71	0.74	0.8	
First	R19	W32-L	Bedroom	10.53	0.68	0.89	36.36	47.95	0.74	0.4	<b>2.7</b>
		W32-U	Bedroom	10.62	0.68	1.97	36.54	47.95	0.74	2.2	
First	R20	W33-L	Bedroom	12.48	0.68	0.89	39.97	47.98	0.74	0.4	<b>2.9</b>
		W33-U	Bedroom	12.57	0.68	1.97	40.13	47.98	0.74	2.5	
Second	R1	W1-L	Bedroom	13.87	0.68	0.89	42.45	47.98	0.74	0.2	<b>2.8</b>
		W1-U	Bedroom	13.95	0.68	1.97	42.59	47.98	0.74	2.6	
Second	R2	W2-L	Bedroom	11.56	0.68	0.89	38.29	47.95	0.74	0.2	<b>2.5</b>
		W2-U	Bedroom	11.62	0.68	1.97	38.41	47.95	0.74	2.4	
Second	R3	W3-L	Bedroom	5.33	0.68	0.89	25.30	49.71	0.74	0.1	<b>0.9</b>
		W3-U	Bedroom	1.52	0.68	1.97	13.29	49.71	0.74	0.8	
Second	R4	W4-L	Living Room	5.56	0.68	0.51	25.85	70.50	0.73	0.0	<b>2.5</b>
		W4-U	Living Room	2.35	0.68	1.13	16.64	70.50	0.73	0.4	
		W5-L	Living Room	16.71	0.68	0.89	47.30	70.50	0.73	0.1	
		W5-U	Living Room	16.88	0.68	1.97	47.59	70.50	0.73	1.9	
Second	R5	W6-L	Living Room	16.65	0.68	0.89	47.20	69.49	0.73	0.1	<b>2.2</b>
		W6-U	Living Room	16.71	0.68	1.97	47.30	69.49	0.73	1.9	
		W7-L	Living Room	2.40	0.68	0.51	16.82	69.49	0.73	0.0	
		W7-U	Living Room	0.27	0.68	1.13	5.83	69.49	0.73	0.1	
Second	R6	W8-L	Bedroom	2.91	0.68	0.89	18.59	50.53	0.74	0.1	<b>0.1</b>
		W8-U	Bedroom	0.00	0.68	1.97	0.53	50.53	0.74	0.0	
Second	R7	W9-L	Bedroom	16.26	0.68	0.89	46.55	54.50	0.74	0.2	<b>2.7</b>
		W9-U	Bedroom	16.30	0.68	1.97	46.62	54.50	0.74	2.5	
Second	R8	W10-L	Bedroom	14.95	0.68	0.89	44.31	54.55	0.74	0.2	<b>2.6</b>
		W10-U	Bedroom	15.34	0.68	1.97	44.99	54.55	0.74	2.4	
Second	R9	W11-L	Living Room	8.72	0.68	1.64	32.82	72.06	0.73	0.2	<b>1.4</b>
		W11-U	Living Room	2.40	0.68	3.64	16.85	72.06	0.73	1.2	
Second	R10	W12-L	Bedroom	15.83	0.68	0.89	45.82	44.11	0.74	0.2	<b>3.3</b>
		W12-U	Bedroom	15.85	0.68	1.97	45.85	44.11	0.74	3.1	
Second	R11	W13-L	Bedroom	18.45	0.68	0.89	50.20	42.06	0.74	0.2	<b>4.4</b>
		W13-U	Bedroom	18.44	0.68	1.97	50.20	42.06	0.74	3.6	
		W14-L	Bedroom	4.02	0.68	0.51	21.91	42.06	0.74	0.1	
		W14-U	Bedroom	1.63	0.68	1.13	13.76	42.06	0.74	0.6	
Second	R12	W15-L	LKD	8.51	0.68	1.14	32.39	104.65	0.72	0.1	<b>1.5</b>
		W15-U	LKD	3.16	0.68	2.52	19.40	104.65	0.72	0.7	
		W16-L	LKD	23.20	0.68	0.89	58.04	104.65	0.72	0.1	
		W16-U	LKD	23.20	0.68	1.97	58.04	104.65	0.72	1.5	
		W17-L	LKD	23.40	0.68	0.51	58.37	104.65	0.72	0.1	

Floor	Room ID	Window ID	Room Use	VSC	Win. Trans.	Glazing Area	Theta	Room Area	Room	ADF	TOTAL ADF
		W17-U	LKD	23.53	0.68	1.13	58.59	104.65	0.72	0.9	<b>3.3</b>
Second	R13	W18-L	LKD	22.85	0.68	0.51	57.46	104.34	0.72	0.1	
		W18-U	LKD	22.48	0.68	1.13	56.85	104.34	0.72	0.9	
		W19-L	LKD	18.91	0.68	1.14	50.97	104.34	0.72	0.1	
		W19-U	LKD	10.49	0.68	2.52	36.29	104.34	0.72	1.2	
		W20-L	LKD	31.99	0.68	0.89	73.31	104.34	0.72	0.1	
		W20-U	LKD	31.73	0.68	1.97	72.82	104.34	0.72	1.9	<b>4.4</b>
Second	R14	W21-L	Bedroom	22.22	0.68	0.51	56.43	42.01	0.74	0.2	
		W21-U	Bedroom	22.18	0.68	1.13	56.36	42.01	0.74	2.3	
		W22-L	Bedroom	37.57	0.68	0.89	84.88	42.01	0.74	0.4	
		W22-U	Bedroom	37.15	0.68	1.97	83.93	42.01	0.74	6.0	<b>8.8</b>
Second	R15	W23-L	Bedroom	33.29	0.68	0.89	75.81	44.15	0.74	0.3	
		W23-U	Bedroom	32.99	0.68	1.97	75.23	44.15	0.74	5.1	<b>5.4</b>
Second	R16	W24-L	Living Room	19.55	0.68	0.51	52.03	71.89	0.73	0.1	
		W24-U	Living Room	19.47	0.68	1.13	51.89	71.89	0.73	1.2	
		W25-L	Living Room	36.35	0.68	0.88	82.14	71.89	0.73	0.2	
		W25-U	Living Room	35.10	0.68	1.95	79.48	71.89	0.73	3.1	
		W26-L	Living Room	31.35	0.68	0.51	72.12	71.89	0.73	0.1	
		W26-U	Living Room	22.60	0.68	1.13	57.06	71.89	0.73	1.3	<b>6.0</b>
Second	R17	W27-L	Bedroom	31.39	0.68	0.89	72.18	54.49	0.74	0.3	
		W27-U	Bedroom	21.31	0.68	1.97	54.93	54.49	0.74	2.9	<b>3.2</b>
Second	R18	W28-L	Bedroom	36.36	0.68	0.89	82.16	54.56	0.74	0.3	
		W28-U	Bedroom	35.05	0.68	1.97	79.37	54.56	0.74	4.2	<b>4.5</b>
Second	R19	W29-L	Bedroom	16.80	0.68	0.89	47.45	54.25	0.74	0.2	
		W29-U	Bedroom	10.84	0.68	1.97	36.95	54.25	0.74	2.0	<b>2.2</b>
Second	R20	W30-L	Living Room	7.85	0.68	0.51	31.04	69.42	0.73	0.0	
		W30-U	Living Room	5.23	0.68	1.13	25.06	69.42	0.73	0.6	
		W31-L	Living Room	38.62	0.68	0.89	87.40	69.42	0.73	0.2	
		W31-U	Living Room	38.11	0.68	1.97	86.17	69.42	0.73	3.5	<b>4.4</b>
Second	R21	W32-L	Living Room	38.49	0.68	0.89	87.10	70.37	0.73	0.2	
		W32-U	Living Room	37.96	0.68	1.97	85.80	70.37	0.73	3.5	
		W33-L	Living Room	8.79	0.68	0.51	32.97	70.37	0.73	0.1	
		W33-U	Living Room	5.43	0.68	1.13	25.55	70.37	0.73	0.6	<b>4.3</b>
Second	R22	W34-L	Bedroom	21.22	0.68	0.89	54.79	54.97	0.74	0.2	
		W34-U	Bedroom	12.90	0.68	1.97	40.73	54.97	0.74	2.2	<b>2.4</b>
Second	R23	W35-L	LKD	25.98	0.68	1.14	62.67	104.35	0.72	0.1	
		W35-U	LKD	16.14	0.68	2.52	46.34	104.35	0.72	1.6	
		W36-L	LKD	31.24	0.68	0.51	71.91	104.35	0.72	0.1	
		W36-U	LKD	29.49	0.68	1.13	68.74	104.35	0.72	1.0	<b>2.8</b>
Third	R1	W1-L	Bedroom	15.39	0.68	0.89	45.08	47.98	0.74	0.2	
		W1-U	Bedroom	15.58	0.68	1.97	45.39	47.98	0.74	2.8	<b>3.0</b>
Third	R2	W2-L	Bedroom	12.67	0.68	0.89	40.32	47.95	0.74	0.2	
		W2-U	Bedroom	12.78	0.68	1.97	40.51	47.95	0.74	2.5	<b>2.7</b>
Third	R3	W3-L	Bedroom	6.36	0.68	0.89	27.75	49.71	0.74	0.1	
		W3-U	Bedroom	1.68	0.68	1.97	13.99	49.71	0.74	0.8	<b>0.9</b>
Third	R4	W4-L	Living Room	6.12	0.68	0.51	27.19	70.50	0.73	0.0	
		W4-U	Living Room	2.38	0.68	1.13	16.76	70.50	0.73	0.4	
		W5-L	Living Room	18.41	0.68	0.89	50.14	70.50	0.73	0.1	
		W5-U	Living Room	18.61	0.68	1.97	50.48	70.50	0.73	2.0	<b>2.6</b>
Third	R5	W6-L	Living Room	18.39	0.68	0.89	50.12	69.49	0.73	0.1	
		W6-U	Living Room	18.50	0.68	1.97	50.29	69.49	0.73	2.1	
		W7-L	Living Room	2.87	0.68	0.51	18.47	69.49	0.73	0.0	
		W7-U	Living Room	0.57	0.68	1.13	8.38	69.49	0.73	0.2	<b>2.4</b>
Third	R6	W8-L	Bedroom	4.00	0.68	0.89	21.87	50.53	0.74	0.1	
		W8-U	Bedroom	0.09	0.68	1.97	3.43	50.53	0.74	0.2	<b>0.3</b>
Third	R7	W9-L	Bedroom	18.10	0.68	0.89	49.63	54.50	0.74	0.2	
		W9-U	Bedroom	18.17	0.68	1.97	49.75	54.50	0.74	2.7	<b>2.8</b>

Floor	Room ID	Window ID	Room Use	VSC	Win. Trans.	Glazing Area	Theta	Room Area	Room	ADF	TOTAL ADF
Third	R8	W10-L	Bedroom	16.75	0.68	0.89	47.38	54.55	0.74	0.2	2.7
		W10-U	Bedroom	17.15	0.68	1.97	48.04	54.55	0.74	2.6	
Third	R9	W11-L	Living Room	10.49	0.68	1.64	36.28	72.06	0.73	0.2	1.5
		W11-U	Living Room	2.75	0.68	3.64	18.05	72.06	0.73	1.3	
Third	R10	W12-L	Bedroom	17.23	0.68	0.89	48.18	44.11	0.74	0.2	3.5
		W12-U	Bedroom	17.41	0.68	1.97	48.48	44.11	0.74	3.3	
Third	R11	W13-L	Bedroom	20.05	0.68	0.89	52.85	42.06	0.74	0.3	4.7
		W13-U	Bedroom	20.17	0.68	1.97	53.06	42.06	0.74	3.8	
		W14-L	Bedroom	4.54	0.68	0.51	23.29	42.06	0.74	0.1	
		W14-U	Bedroom	2.05	0.68	1.13	15.49	42.06	0.74	0.6	
Third	R12	W15-L	LKD	9.65	0.68	1.14	34.67	104.65	0.72	0.1	3.5
		W15-U	LKD	3.34	0.68	2.52	19.97	104.65	0.72	0.7	
		W16-L	LKD	24.89	0.68	0.89	60.85	104.65	0.72	0.1	
		W16-U	LKD	24.93	0.68	1.97	60.92	104.65	0.72	1.6	
		W17-L	LKD	24.98	0.68	0.51	61.00	104.65	0.72	0.1	
Third	R13	W17-U	LKD	25.17	0.68	1.13	61.31	104.65	0.72	0.9	4.5
		W18-L	LKD	24.37	0.68	0.51	59.99	104.34	0.72	0.1	
		W18-U	LKD	24.03	0.68	1.13	59.42	104.34	0.72	0.9	
		W19-L	LKD	20.37	0.68	1.14	53.39	104.34	0.72	0.1	
		W19-U	LKD	11.33	0.68	2.52	37.87	104.34	0.72	1.3	
Third	R14	W20-L	LKD	32.17	0.68	0.89	73.65	104.34	0.72	0.1	8.9
		W20-U	LKD	31.85	0.68	1.97	73.05	104.34	0.72	1.9	
		W21-L	Bedroom	22.71	0.68	0.51	57.24	42.01	0.74	0.2	
		W21-U	Bedroom	22.64	0.68	1.13	57.11	42.01	0.74	2.3	
		W22-L	Bedroom	37.72	0.68	0.89	85.25	42.01	0.74	0.4	
Third	R15	W22-U	Bedroom	37.25	0.68	1.97	84.15	42.01	0.74	6.0	5.4
		W23-L	Bedroom	33.42	0.68	0.89	76.06	44.15	0.74	0.3	
		W23-U	Bedroom	33.06	0.68	1.97	75.36	44.15	0.74	5.1	
		W24-L	Living Room	19.93	0.68	0.51	52.65	71.89	0.73	0.1	
		W24-U	Living Room	19.83	0.68	1.13	52.50	71.89	0.73	1.2	
Third	R16	W25-L	Living Room	36.45	0.68	0.88	82.38	71.89	0.73	0.2	6.0
		W25-U	Living Room	35.14	0.68	1.95	79.56	71.89	0.73	3.1	
		W26-L	Living Room	31.42	0.68	0.51	72.24	71.89	0.73	0.1	
		W26-U	Living Room	22.62	0.68	1.13	57.08	71.89	0.73	1.3	
		W27-L	Bedroom	31.48	0.68	0.89	72.35	54.49	0.74	0.3	
Third	R17	W27-U	Bedroom	21.35	0.68	1.97	54.99	54.49	0.74	2.9	3.2
		W28-L	Bedroom	36.45	0.68	0.89	82.36	54.56	0.74	0.3	
Third	R18	W28-U	Bedroom	35.08	0.68	1.97	79.42	54.56	0.74	4.2	4.5
		W29-L	Bedroom	16.85	0.68	0.89	47.53	54.25	0.74	0.2	
Third	R19	W29-U	Bedroom	10.84	0.68	1.97	36.95	54.25	0.74	2.0	2.2
		W30-L	Living Room	7.86	0.68	0.51	31.04	69.42	0.73	0.0	
Third	R20	W30-U	Living Room	5.23	0.68	1.13	25.06	69.42	0.73	0.6	4.4
		W31-L	Living Room	38.69	0.68	0.89	87.60	69.42	0.73	0.2	
		W31-U	Living Room	38.13	0.68	1.97	86.22	69.42	0.73	3.5	
		W32-L	Living Room	38.57	0.68	0.89	87.30	70.37	0.73	0.2	
Third	R21	W32-U	Living Room	37.99	0.68	1.97	85.87	70.37	0.73	3.5	4.4
		W33-L	Living Room	8.79	0.68	0.51	32.97	70.37	0.73	0.1	
		W33-U	Living Room	5.43	0.68	1.13	25.55	70.37	0.73	0.6	
		W34-L	Bedroom	21.27	0.68	0.89	54.86	54.97	0.74	0.2	
Third	R22	W34-U	Bedroom	12.90	0.68	1.97	40.73	54.97	0.74	2.2	2.4
		W35-L	LKD	26.04	0.68	1.14	62.78	104.35	0.72	0.1	
Third	R23	W35-U	LKD	16.14	0.68	2.52	46.34	104.35	0.72	1.6	2.8
		W36-L	LKD	31.42	0.68	0.51	72.25	104.35	0.72	0.1	
		W36-U	LKD	29.63	0.68	1.13	69.00	104.35	0.72	1.0	
		W36-U	LKD	29.63	0.68	1.13	69.00	104.35	0.72	1.0	
Fourth	R1	W1-L	Bedroom	17.42	0.68	0.89	48.50	47.98	0.74	0.2	3.2
		W1-U	Bedroom	17.86	0.68	1.97	49.23	47.98	0.74	3.0	
Fourth	R2	W2-L	Bedroom	14.17	0.68	0.89	42.96	47.95	0.74	0.2	

Floor	Room ID	Window ID	Room Use	VSC	Win. Trans.	Glazing Area	Theta	Room Area	Room	ADF	TOTAL ADF
		W2-U	Bedroom	14.47	0.68	1.97	43.50	47.95	0.74	2.7	2.9
Fourth	R3	W3-L	Bedroom	7.48	0.68	0.89	30.24	49.71	0.74	0.1	
		W3-U	Bedroom	2.21	0.68	1.97	16.11	49.71	0.74	1.0	1.1
Fourth	R4	W4-L	Living Room	6.67	0.68	0.51	28.45	70.50	0.73	0.0	
		W4-U	Living Room	2.52	0.68	1.13	17.26	70.50	0.73	0.4	
		W5-L	Living Room	20.22	0.68	0.89	53.13	70.50	0.73	0.1	
		W5-U	Living Room	20.47	0.68	1.97	53.55	70.50	0.73	2.2	2.7
Fourth	R5	W6-L	Living Room	20.26	0.68	0.89	53.20	69.49	0.73	0.1	
		W6-U	Living Room	20.41	0.68	1.97	53.44	69.49	0.73	2.2	
		W7-L	Living Room	3.37	0.68	0.51	20.03	69.49	0.73	0.0	
		W7-U	Living Room	0.90	0.68	1.13	10.35	69.49	0.73	0.2	2.6
Fourth	R6	W8-L	Bedroom	5.21	0.68	0.89	25.00	50.53	0.74	0.1	
		W8-U	Bedroom	0.42	0.68	1.97	7.34	50.53	0.74	0.4	0.5
Fourth	R7	W9-L	Bedroom	20.14	0.68	0.89	53.00	54.50	0.74	0.2	
		W9-U	Bedroom	20.28	0.68	1.97	53.24	54.50	0.74	2.9	3.0
Fourth	R8	W10-L	Bedroom	18.82	0.68	0.89	50.82	54.55	0.74	0.2	
		W10-U	Bedroom	19.20	0.68	1.97	51.45	54.55	0.74	2.8	2.9
Fourth	R9	W11-L	Living Room	12.40	0.68	1.64	39.84	72.06	0.73	0.2	
		W11-U	Living Room	3.40	0.68	3.64	20.15	72.06	0.73	1.5	1.7
Fourth	R10	W12-L	Bedroom	18.79	0.68	0.89	50.77	44.11	0.74	0.2	
		W12-U	Bedroom	19.21	0.68	1.97	51.47	44.11	0.74	3.5	3.7
Fourth	R11	W13-L	Bedroom	21.91	0.68	0.89	55.92	42.06	0.74	0.3	
		W13-U	Bedroom	22.18	0.68	1.97	56.35	42.06	0.74	4.0	
		W14-L	Bedroom	5.13	0.68	0.51	24.80	42.06	0.74	0.1	
		W14-U	Bedroom	2.51	0.68	1.13	17.22	42.06	0.74	0.7	5.0
Fourth	R12	W15-L	LKD	10.91	0.68	1.14	37.07	104.65	0.72	0.1	
		W15-U	LKD	3.86	0.68	2.52	21.47	104.65	0.72	0.7	
		W16-L	LKD	26.79	0.68	0.89	64.05	104.65	0.72	0.1	
		W16-U	LKD	26.88	0.68	1.97	64.22	104.65	0.72	1.7	
		W17-L	LKD	26.75	0.68	0.51	63.99	104.65	0.72	0.1	
		W17-U	LKD	26.99	0.68	1.13	64.39	104.65	0.72	1.0	3.7
Fourth	R13	W18-L	LKD	26.11	0.68	0.51	62.90	104.34	0.72	0.1	
		W18-U	LKD	25.82	0.68	1.13	62.41	104.34	0.72	1.0	
		W19-L	LKD	21.93	0.68	1.14	55.94	104.34	0.72	0.1	
		W19-U	LKD	12.28	0.68	2.52	39.61	104.34	0.72	1.4	
		W20-L	LKD	32.31	0.68	0.89	73.90	104.34	0.72	0.1	
		W20-U	LKD	31.96	0.68	1.97	73.26	104.34	0.72	1.9	4.6
Fourth	R14	W21-L	Bedroom	23.16	0.68	0.51	57.98	42.01	0.74	0.2	
		W21-U	Bedroom	23.05	0.68	1.13	57.80	42.01	0.74	2.4	
		W22-L	Bedroom	37.84	0.68	0.89	85.52	42.01	0.74	0.4	
		W22-U	Bedroom	37.34	0.68	1.97	84.36	42.01	0.74	6.0	8.9
Fourth	R15	W23-L	Bedroom	33.50	0.68	0.89	76.21	44.15	0.74	0.3	
		W23-U	Bedroom	33.13	0.68	1.97	75.48	44.15	0.74	5.1	5.4
Fourth	R16	W24-L	Living Room	20.31	0.68	0.51	53.27	71.89	0.73	0.1	
		W24-U	Living Room	20.20	0.68	1.13	53.09	71.89	0.73	1.2	
		W25-L	Living Room	36.53	0.68	0.88	82.54	71.89	0.73	0.2	
		W25-U	Living Room	35.17	0.68	1.95	79.62	71.89	0.73	3.1	
		W26-L	Living Room	31.43	0.68	0.51	72.26	71.89	0.73	0.1	
		W26-U	Living Room	22.63	0.68	1.13	57.10	71.89	0.73	1.3	6.0
Fourth	R17	W27-L	Bedroom	31.51	0.68	0.89	72.41	54.49	0.74	0.3	
		W27-U	Bedroom	21.38	0.68	1.97	55.04	54.49	0.74	2.9	3.2
Fourth	R18	W28-L	Bedroom	36.50	0.68	0.89	82.48	54.56	0.74	0.3	
		W28-U	Bedroom	35.08	0.68	1.97	79.44	54.56	0.74	4.3	4.5
Fourth	R19	W29-L	Bedroom	16.85	0.68	0.89	47.53	54.25	0.74	0.2	
		W29-U	Bedroom	10.84	0.68	1.97	36.95	54.25	0.74	2.0	2.2
Fourth	R20	W30-L	Living Room	7.86	0.68	0.51	31.04	69.42	0.73	0.0	
		W30-U	Living Room	5.23	0.68	1.13	25.06	69.42	0.73	0.6	

Floor	Room ID	Window ID	Room Use	VSC	Win. Trans.	Glazing Area	Theta	Room Area	Room	ADF	TOTAL ADF
		W31-L	Living Room	38.73	0.68	0.89	87.69	69.42	0.73	0.2	
		W31-U	Living Room	38.16	0.68	1.97	86.30	69.42	0.73	3.5	<b>4.4</b>
Fourth	R21	W32-L	Living Room	38.61	0.68	0.89	87.38	70.37	0.73	0.2	
		W32-U	Living Room	38.02	0.68	1.97	85.95	70.37	0.73	3.5	
		W33-L	Living Room	8.79	0.68	0.51	32.97	70.37	0.73	0.1	
		W33-U	Living Room	5.43	0.68	1.13	25.55	70.37	0.73	0.6	<b>4.4</b>
Fourth	R22	W34-L	Bedroom	21.27	0.68	0.89	54.86	54.97	0.74	0.2	
		W34-U	Bedroom	12.90	0.68	1.97	40.73	54.97	0.74	2.2	<b>2.4</b>
Fourth	R23	W35-L	LKD	26.19	0.68	1.14	63.04	104.35	0.72	0.1	
		W35-U	LKD	16.15	0.68	2.52	46.36	104.35	0.72	1.6	
		W36-L	LKD	32.00	0.68	0.51	73.32	104.35	0.72	0.1	
		W36-U	LKD	30.75	0.68	1.13	71.01	104.35	0.72	1.1	<b>2.9</b>
Fifth	R1	W1-L	Bedroom	20.54	0.68	0.89	53.66	47.98	0.74	0.2	
		W1-U	Bedroom	21.46	0.68	1.97	55.17	47.98	0.74	3.4	<b>3.6</b>
Fifth	R2	W2-L	Bedroom	17.00	0.68	0.89	47.79	47.95	0.74	0.2	
		W2-U	Bedroom	18.50	0.68	1.97	50.29	47.95	0.74	3.1	<b>3.3</b>
Fifth	R3	W3-L	Bedroom	8.59	0.68	0.89	32.56	49.71	0.74	0.1	
		W3-U	Bedroom	2.49	0.68	1.97	17.15	49.71	0.74	1.0	<b>1.1</b>
Fifth	R4	W4-L	Living Room	7.17	0.68	0.51	29.55	70.50	0.73	0.0	
		W4-U	Living Room	2.53	0.68	1.13	17.31	70.50	0.73	0.4	
		W5-L	Living Room	22.17	0.68	0.89	56.35	70.50	0.73	0.2	
		W5-U	Living Room	22.48	0.68	1.97	56.85	70.50	0.73	2.3	<b>2.9</b>
Fifth	R5	W6-L	Living Room	22.27	0.68	0.89	56.50	69.49	0.73	0.2	
		W6-U	Living Room	22.47	0.68	1.97	56.84	69.49	0.73	2.3	
		W7-L	Living Room	4.29	0.68	0.51	22.65	69.49	0.73	0.0	
		W7-U	Living Room	1.58	0.68	1.13	13.56	69.49	0.73	0.3	<b>2.8</b>
Fifth	R6	W8-L	Bedroom	7.08	0.68	0.89	29.36	50.53	0.74	0.1	
		W8-U	Bedroom	1.37	0.68	1.97	12.62	50.53	0.74	0.7	<b>0.8</b>
Fifth	R7	W9-L	Bedroom	22.43	0.68	0.89	56.76	54.50	0.74	0.2	
		W9-U	Bedroom	22.68	0.68	1.97	57.18	54.50	0.74	3.1	<b>3.3</b>
Fifth	R8	W10-L	Bedroom	21.48	0.68	0.89	55.21	54.55	0.74	0.2	
		W10-U	Bedroom	22.08	0.68	1.97	56.19	54.55	0.74	3.0	<b>3.2</b>
Fifth	R9	W11-L	Living Room	14.45	0.68	1.64	43.46	72.06	0.73	0.2	
		W11-U	Living Room	4.63	0.68	3.64	23.53	72.06	0.73	1.7	<b>1.9</b>
Fifth	R10	W12-L	Bedroom	20.67	0.68	0.89	53.88	44.11	0.74	0.2	
		W12-U	Bedroom	21.41	0.68	1.97	55.10	44.11	0.74	3.7	<b>4.0</b>
Fifth	R11	W13-L	Bedroom	24.06	0.68	0.89	59.46	42.06	0.74	0.3	
		W13-U	Bedroom	24.42	0.68	1.97	60.07	42.06	0.74	4.3	
		W14-L	Bedroom	6.26	0.68	0.51	27.51	42.06	0.74	0.1	
		W14-U	Bedroom	3.00	0.68	1.13	18.89	42.06	0.74	0.8	<b>5.4</b>
Fifth	R12	W15-L	LKD	12.26	0.68	1.14	39.57	104.65	0.72	0.1	
		W15-U	LKD	4.81	0.68	2.52	24.01	104.65	0.72	0.8	
		W16-L	LKD	28.63	0.68	0.89	67.23	104.65	0.72	0.1	
		W16-U	LKD	28.69	0.68	1.97	67.33	104.65	0.72	1.8	
		W17-L	LKD	28.46	0.68	0.51	66.93	104.65	0.72	0.1	
		W17-U	LKD	28.64	0.68	1.13	67.26	104.65	0.72	1.0	<b>3.9</b>
Fifth	R13	W18-L	LKD	28.15	0.68	0.51	66.39	104.34	0.72	0.1	
		W18-U	LKD	28.17	0.68	1.13	66.44	104.34	0.72	1.0	
		W19-L	LKD	23.41	0.68	1.14	58.39	104.34	0.72	0.1	
		W19-U	LKD	13.39	0.68	2.52	41.60	104.34	0.72	1.4	
		W20-L	LKD	32.41	0.68	0.89	74.10	104.34	0.72	0.1	
		W20-U	LKD	32.03	0.68	1.97	73.37	104.34	0.72	2.0	<b>4.7</b>
Fifth	R14	W21-L	Bedroom	23.41	0.68	0.51	58.38	42.01	0.74	0.2	
		W21-U	Bedroom	23.22	0.68	1.13	58.08	42.01	0.74	2.4	
		W22-L	Bedroom	37.95	0.68	0.89	85.77	42.01	0.74	0.4	
		W22-U	Bedroom	37.39	0.68	1.97	84.49	42.01	0.74	6.0	<b>9.0</b>
Fifth	R15	W23-L	Bedroom	33.55	0.68	0.89	76.32	44.15	0.74	0.3	

Floor	Room ID	Window ID	Room Use	VSC	Win. Trans.	Glazing Area	Theta	Room Area	Room	ADF	TOTAL ADF
		W23-U	Bedroom	33.15	0.68	1.97	75.52	44.15	0.74	5.1	<b>5.4</b>
Fifth	R16	W24-L	Living Room	20.53	0.68	0.51	53.65	71.89	0.73	0.1	
		W24-U	Living Room	20.39	0.68	1.13	53.41	71.89	0.73	1.2	
		W25-L	Living Room	36.78	0.68	0.88	83.10	71.89	0.73	0.2	
		W25-U	Living Room	35.72	0.68	1.95	80.77	71.89	0.73	3.2	
		W26-L	Living Room	31.12	0.68	0.51	71.69	71.89	0.73	0.1	
		W26-U	Living Room	22.20	0.68	1.13	56.40	71.89	0.73	1.3	<b>6.1</b>
Fifth	R17	W27-L	Bedroom	31.18	0.68	0.89	71.80	54.49	0.74	0.3	
		W27-U	Bedroom	20.89	0.68	1.97	54.24	54.49	0.74	2.9	<b>3.2</b>
Fifth	R18	W28-L	Bedroom	36.74	0.68	0.89	83.01	54.56	0.74	0.3	
		W28-U	Bedroom	35.61	0.68	1.97	80.56	54.56	0.74	4.3	<b>4.6</b>
Fifth	R19	W29-L	Bedroom	21.68	0.68	0.89	55.53	54.25	0.74	0.2	
		W29-U	Bedroom	21.91	0.68	1.97	55.92	54.25	0.74	3.0	<b>3.2</b>
Fifth	R20	W30-L	Living Room	10.14	0.68	0.51	35.62	69.42	0.73	0.1	
		W30-U	Living Room	10.13	0.68	1.13	35.59	69.42	0.73	0.8	
		W31-L	Living Room	38.75	0.68	0.89	87.75	69.42	0.73	0.2	
		W31-U	Living Room	38.18	0.68	1.97	86.34	69.42	0.73	3.5	<b>4.7</b>
Fifth	R21	W32-L	Living Room	38.63	0.68	0.89	87.45	70.37	0.73	0.2	
		W32-U	Living Room	38.05	0.68	1.97	86.01	70.37	0.73	3.5	
		W33-L	Living Room	16.18	0.68	0.51	46.41	70.37	0.73	0.1	
		W33-U	Living Room	16.74	0.68	1.13	47.35	70.37	0.73	1.1	<b>4.9</b>
Fifth	R22	W34-L	Bedroom	30.53	0.68	0.89	70.61	54.97	0.74	0.3	
		W34-U	Bedroom	30.57	0.68	1.97	70.69	54.97	0.74	3.8	<b>4.0</b>
Fifth	R23	W35-L	LKD	36.51	0.68	1.14	82.49	104.35	0.72	0.2	
		W35-U	LKD	36.15	0.68	2.52	81.71	104.35	0.72	2.8	
		W36-L	LKD	35.14	0.68	0.51	79.55	104.35	0.72	0.1	
		W36-U	LKD	34.83	0.68	1.13	78.90	104.35	0.72	1.2	<b>4.2</b>
Sixth	R1	W1-L	LKD	22.98	0.68	1.08	57.69	116.10	0.72	0.3	
		W1-U	LKD	26.09	0.68	1.78	62.86	116.10	0.72	1.3	
		W2-L	LKD	23.43	0.68	2.00	58.42	116.10	0.72	0.6	
		W2-U	LKD	25.00	0.68	3.29	61.02	116.10	0.72	2.4	
		W30-L	LKD	20.28	0.68	0.62	53.23	116.10	0.72	0.2	
		W30-U	LKD	22.71	0.68	1.02	57.24	116.10	0.72	0.7	<b>5.5</b>
Sixth	R2	W3-L	Bedroom	22.68	0.68	1.08	57.18	50.45	0.74	0.7	
		W3-U	Bedroom	24.47	0.68	1.78	60.15	50.45	0.74	3.2	<b>3.9</b>
Sixth	R3	W4-L	Bedroom	17.75	0.68	1.08	49.04	50.53	0.74	0.6	
		W4-U	Bedroom	19.56	0.68	1.78	52.05	50.53	0.74	2.7	<b>3.4</b>
Sixth	R4	W5-L	Bedroom	24.84	0.68	1.08	60.77	54.50	0.74	0.7	
		W5-U	Bedroom	24.83	0.68	1.78	60.75	54.50	0.74	2.9	<b>3.7</b>
Sixth	R5	W6-L	Bedroom	25.16	0.68	1.08	61.30	54.55	0.74	0.7	
		W6-U	Bedroom	25.15	0.68	1.78	61.28	54.55	0.74	3.0	<b>3.7</b>
Sixth	R6	W7-L	Living Room	26.09	0.68	2.00	62.87	72.06	0.73	1.0	
		W7-U	Living Room	25.94	0.68	3.29	62.61	72.06	0.73	4.1	<b>5.1</b>
Sixth	R7	W8-L	Bedroom	23.21	0.68	1.08	58.07	44.11	0.74	0.9	
		W8-U	Bedroom	23.49	0.68	1.78	58.52	44.11	0.74	3.6	<b>4.4</b>
Sixth	R8	W9-L	Bedroom	26.37	0.68	1.08	63.34	42.06	0.74	1.0	
		W9-U	Bedroom	26.45	0.68	1.78	63.48	42.06	0.74	4.1	
		W10-L	Bedroom	7.54	0.68	0.62	30.36	42.06	0.74	0.3	
		W10-U	Bedroom	3.29	0.68	1.02	19.80	42.06	0.74	0.7	<b>6.1</b>
Sixth	R9	W11-L	LKD	13.36	0.68	1.38	41.54	106.13	0.72	0.3	
		W11-U	LKD	5.45	0.68	2.28	25.59	106.13	0.72	0.8	
		W12-L	LKD	30.61	0.68	1.08	70.76	106.13	0.72	0.4	
		W12-U	LKD	30.54	0.68	1.78	70.64	106.13	0.72	1.7	
		W13-L	LKD	30.29	0.68	0.62	70.18	106.13	0.72	0.2	
		W13-U	LKD	30.37	0.68	1.02	70.33	106.13	0.72	1.0	<b>4.3</b>
Sixth	R10	W14-L	LKD	31.20	0.68	0.62	71.83	105.92	0.72	0.2	
		W14-U	LKD	31.20	0.68	1.02	71.84	105.92	0.72	1.0	

Floor	Room ID	Window ID	Room Use	VSC	Win. Trans.	Glazing Area	Theta	Room Area	Room	ADF	TOTAL ADF
		W15-L	LKD	33.55	0.68	1.38	76.32	105.92	0.72	0.6	
		W15-U	LKD	33.17	0.68	2.28	75.57	105.92	0.72	2.3	
		W16-L	LKD	32.75	0.68	1.08	74.75	105.92	0.72	0.4	
		W16-U	LKD	32.49	0.68	1.78	74.25	105.92	0.72	1.8	<b>6.3</b>
Sixth	R11	W17-L	Bedroom	23.96	0.68	0.62	59.29	42.01	0.74	0.5	
		W17-U	Bedroom	24.16	0.68	1.02	59.63	42.01	0.74	2.2	
		W18-L	Bedroom	38.13	0.68	1.08	86.22	42.01	0.74	1.3	
		W18-U	Bedroom	37.45	0.68	1.78	84.61	42.01	0.74	5.4	<b>9.5</b>
Sixth	R12	W19-L	Bedroom	33.77	0.68	1.08	76.75	44.15	0.74	1.1	
		W19-U	Bedroom	33.36	0.68	1.78	75.94	44.15	0.74	4.6	<b>5.8</b>
Sixth	R13	W20-L	Living Room	21.04	0.68	0.62	54.48	71.89	0.73	0.3	
		W20-U	Living Room	21.19	0.68	1.02	54.72	71.89	0.73	1.1	
		W21-L	Living Room	38.72	0.68	1.07	87.66	71.89	0.73	0.8	
		W21-U	Living Room	37.95	0.68	1.76	85.79	71.89	0.73	3.0	
		W22-L	Living Room	37.46	0.68	0.62	84.63	71.89	0.73	0.4	
		W22-U	Living Room	36.89	0.68	1.02	83.34	71.89	0.73	1.7	<b>7.3</b>
Sixth	R14	W23-L	Bedroom	38.71	0.68	1.08	87.65	54.49	0.74	1.0	
		W23-U	Bedroom	37.92	0.68	1.78	85.72	54.49	0.74	4.1	<b>5.2</b>
Sixth	R15	W24-L	Bedroom	38.71	0.68	1.08	87.65	54.56	0.74	1.0	
		W24-U	Bedroom	37.92	0.68	1.78	85.72	54.56	0.74	4.1	<b>5.2</b>
Sixth	R16	W25-L	Bedroom	26.99	0.68	1.08	64.40	62.67	0.73	0.7	
		W25-U	Bedroom	29.95	0.68	1.78	69.57	62.67	0.73	2.9	<b>3.5</b>
Sixth	R17	W26-L	Bedroom	25.32	0.68	1.08	61.57	50.43	0.74	0.8	
		W26-U	Bedroom	37.13	0.68	1.78	83.89	50.43	0.74	4.4	<b>5.2</b>
Sixth	R18	W27-L	LKD	26.35	0.68	2.00	63.31	116.67	0.72	0.6	
		W27-U	LKD	37.77	0.68	3.29	85.37	116.67	0.72	3.4	
		W28-L	LKD	19.59	0.68	1.08	52.09	116.67	0.72	0.3	
		W28-U	LKD	23.98	0.68	1.78	59.33	116.67	0.72	1.3	
		W29-L	LKD	18.83	0.68	0.62	50.83	116.67	0.72	0.2	
		W29-U	LKD	20.83	0.68	1.02	54.13	116.67	0.72	0.7	<b>6.3</b>
<b>BLOCK E</b>											
First	R1	W1-L	Bedroom	15.07	0.68	0.89	44.53	44.70	0.74	0.5	
		W1-U	Bedroom	15.69	0.68	1.97	45.58	44.70	0.74	3.0	<b>3.6</b>
First	R2	W2-L	Bedroom	12.24	0.68	0.51	39.53	44.69	0.74	0.3	
		W2-U	Bedroom	12.48	0.68	1.13	39.97	44.69	0.74	1.5	<b>1.8</b>
First	R3	W3-L	Living Room	12.23	0.68	0.51	39.53	76.36	0.73	0.2	
		W3-U	Living Room	12.37	0.68	1.13	39.78	76.36	0.73	0.8	
		W4-L	Living Room	4.98	0.68	1.64	24.44	76.36	0.73	0.3	
		W4-U	Living Room	2.84	0.68	3.64	18.35	76.36	0.73	1.3	<b>2.6</b>
First	R4	W5-L	Bedroom	15.08	0.68	0.89	44.54	55.20	0.74	0.4	
		W5-U	Bedroom	15.09	0.68	1.97	44.55	55.20	0.74	2.4	<b>2.8</b>
First	R5	W6-L	Bedroom	15.35	0.68	0.89	45.00	53.15	0.74	0.4	
		W6-U	Bedroom	15.45	0.68	1.97	45.17	53.15	0.74	2.5	<b>2.9</b>
First	R6	W7-L	Bedroom	14.66	0.68	0.89	43.82	44.10	0.74	0.5	
		W7-U	Bedroom	14.65	0.68	1.97	43.80	44.10	0.74	3.0	<b>3.5</b>
First	R7	W8-L	Bedroom	16.75	0.68	0.51	47.38	43.55	0.74	0.3	
		W8-U	Bedroom	16.99	0.68	1.13	47.78	43.55	0.74	1.9	
		W9-L	Bedroom	4.87	0.68	0.51	24.15	43.55	0.74	0.2	
		W9-U	Bedroom	2.55	0.68	1.13	17.36	43.55	0.74	0.7	<b>3.1</b>
First	R8	W10-L	LKD	7.45	0.68	1.14	30.18	104.42	0.72	0.2	
		W10-U	LKD	3.15	0.68	2.52	19.37	104.42	0.72	0.7	
		W11-L	LKD	15.78	0.68	0.89	45.74	104.42	0.72	0.2	
		W11-U	LKD	15.80	0.68	1.97	45.76	104.42	0.72	1.2	
		W12-L	LKD	15.48	0.68	0.52	45.21	104.42	0.72	0.1	
		W12-U	LKD	15.59	0.68	1.13	45.41	104.42	0.72	0.7	<b>3.1</b>
First	R9	W13-L	LKD	16.69	0.68	0.51	47.28	104.39	0.72	0.1	
		W13-U	LKD	16.76	0.68	1.13	47.39	104.39	0.72	0.7	

Floor	Room ID	Window ID	Room Use	VSC	Win. Trans.	Glazing Area	Theta	Room Area	Room	ADF	TOTAL ADF
		W14-L	LKD	20.23	0.68	0.89	53.14	104.39	0.72	0.3	
		W14-U	LKD	20.06	0.68	1.97	52.87	104.39	0.72	1.4	
		W15-L	LKD	21.21	0.68	1.14	54.76	104.39	0.72	0.3	
		W15-U	LKD	13.16	0.68	2.52	41.19	104.39	0.72	1.4	<b>4.3</b>
First	R10	W16-L	Bedroom	10.12	0.68	0.51	35.58	43.53	0.74	0.3	
		W16-U	Bedroom	6.81	0.68	1.13	28.76	43.53	0.74	1.1	
		W17-L	Bedroom	36.60	0.68	0.89	82.70	43.53	0.74	1.0	
		W17-U	Bedroom	36.27	0.68	1.97	81.96	43.53	0.74	5.6	<b>8.0</b>
First	R11	W18-L	Bedroom	31.36	0.68	0.89	72.14	44.09	0.74	0.9	
		W18-U	Bedroom	30.86	0.68	1.97	71.23	44.09	0.74	4.8	<b>5.7</b>
First	R12	W19-L	Bedroom	38.32	0.68	0.89	86.68	53.22	0.74	0.9	
		W19-U	Bedroom	37.88	0.68	1.97	85.63	53.22	0.74	4.7	<b>5.6</b>
First	R13	W20-L	Bedroom	38.25	0.68	0.89	86.49	55.45	0.74	0.8	
		W20-U	Bedroom	37.69	0.68	1.97	85.16	55.45	0.74	4.5	<b>5.3</b>
First	R14	W21-L	Living Room	20.74	0.68	1.64	53.99	75.07	0.73	0.7	
		W21-U	Living Room	11.93	0.68	3.64	38.98	75.07	0.73	2.7	
		W22-L	Living Room	15.44	0.68	0.51	45.15	75.07	0.73	0.2	
		W22-U	Living Room	15.37	0.68	1.13	45.03	75.07	0.73	1.0	<b>4.5</b>
First	R15	W23-L	LKD	24.21	0.68	1.14	59.71	99.55	0.72	0.4	
		W23-U	LKD	23.66	0.68	2.53	58.81	99.55	0.72	2.1	
		W24-L	LKD	25.37	0.68	0.51	61.65	99.55	0.72	0.2	
		W24-U	LKD	24.93	0.68	1.13	60.91	99.55	0.72	1.0	<b>3.6</b>
Second	R1	W1-L	Bedroom	17.06	0.68	0.89	47.90	44.70	0.74	0.2	
		W1-U	Bedroom	17.52	0.68	1.97	48.66	44.70	0.74	3.2	<b>3.4</b>
Second	R2	W2-L	Bedroom	13.86	0.68	0.51	42.43	44.69	0.74	0.1	
		W2-U	Bedroom	14.25	0.68	1.13	43.11	44.69	0.74	1.6	<b>1.8</b>
Second	R3	W3-L	Living Room	13.07	0.68	0.51	41.04	76.36	0.73	0.1	
		W3-U	Living Room	13.13	0.68	1.13	41.13	76.36	0.73	0.9	
		W4-L	Living Room	5.92	0.68	1.64	26.72	76.36	0.73	0.1	
		W4-U	Living Room	3.00	0.68	3.64	18.89	76.36	0.73	1.3	<b>2.3</b>
Second	R4	W5-L	Bedroom	16.98	0.68	0.89	47.75	55.20	0.74	0.2	
		W5-U	Bedroom	17.06	0.68	1.97	47.90	55.20	0.74	2.5	<b>2.7</b>
Second	R5	W6-L	Bedroom	17.20	0.68	0.89	48.13	53.15	0.74	0.2	
		W6-U	Bedroom	17.39	0.68	1.97	48.45	53.15	0.74	2.7	<b>2.8</b>
Second	R6	W7-L	Bedroom	16.43	0.68	0.89	46.83	55.01	0.74	0.2	
		W7-U	Bedroom	16.44	0.68	1.97	46.84	55.01	0.74	2.5	<b>2.6</b>
Second	R7	W8-L	Living Room	12.25	0.68	1.14	39.56	67.08	0.73	0.1	
		W8-U	Living Room	5.79	0.68	2.52	26.41	67.08	0.73	1.4	<b>1.6</b>
Second	R8	W9-L	Bedroom	16.22	0.68	0.89	46.47	44.10	0.74	0.2	
		W9-U	Bedroom	16.34	0.68	1.97	46.68	44.10	0.74	3.1	<b>3.4</b>
Second	R9	W10-L	Bedroom	18.53	0.68	0.51	50.34	43.55	0.74	0.1	
		W10-U	Bedroom	18.92	0.68	1.13	50.99	43.55	0.74	2.0	
		W11-L	Bedroom	5.54	0.68	0.51	25.82	43.55	0.74	0.1	
		W11-U	Bedroom	3.01	0.68	1.13	18.93	43.55	0.74	0.7	<b>2.9</b>
Second	R10	W12-L	LKD	8.81	0.68	1.14	33.01	104.41	0.72	0.1	
		W12-U	LKD	3.57	0.68	2.52	20.64	104.41	0.72	0.7	
		W13-L	LKD	17.51	0.68	0.89	48.64	104.41	0.72	0.1	
		W13-U	LKD	17.56	0.68	1.97	48.73	104.41	0.72	1.3	
		W14-L	LKD	16.97	0.68	0.51	47.74	104.41	0.72	0.0	
		W14-U	LKD	17.14	0.68	1.13	48.02	104.41	0.72	0.7	<b>2.9</b>
Second	R11	W15-L	LKD	18.05	0.68	0.51	49.54	104.39	0.72	0.1	
		W15-U	LKD	18.15	0.68	1.13	49.72	104.39	0.72	0.8	
		W16-L	LKD	21.44	0.68	0.89	55.13	104.39	0.72	0.1	
		W16-U	LKD	21.28	0.68	1.97	54.87	104.39	0.72	1.5	
		W17-L	LKD	21.35	0.68	1.14	54.99	104.39	0.72	0.1	
		W17-U	LKD	13.21	0.68	2.52	41.27	104.39	0.72	1.4	<b>3.9</b>
Second	R12	W18-L	Bedroom	10.22	0.68	0.51	35.78	43.53	0.74	0.1	



Floor	Room ID	Window ID	Room Use	VSC	Win. Trans.	Glazing Area	Theta	Room Area	Room	ADF	TOTAL ADF
		W18-U	Bedroom	6.84	0.68	1.13	28.83	43.53	0.74	1.1	
		W19-L	Bedroom	36.80	0.68	0.89	83.13	43.53	0.74	0.4	
		W19-U	Bedroom	36.33	0.68	1.97	82.10	43.53	0.74	5.6	<b>7.2</b>
Second	R13	W20-L	Bedroom	31.72	0.68	0.89	72.80	44.09	0.74	0.3	
		W20-U	Bedroom	30.99	0.68	1.97	71.46	44.09	0.74	4.8	<b>5.2</b>
Second	R14	W21-L	Living Room	32.40	0.68	1.14	74.08	64.34	0.73	0.3	
		W21-U	Living Room	22.01	0.68	2.52	56.09	64.34	0.73	3.2	<b>3.5</b>
Second	R15	W22-L	Bedroom	37.25	0.68	0.89	84.16	52.99	0.74	0.3	
		W22-U	Bedroom	36.43	0.68	1.96	82.33	52.99	0.74	4.5	<b>4.9</b>
Second	R16	W23-L	Bedroom	38.51	0.68	0.89	87.14	53.22	0.74	0.3	
		W23-U	Bedroom	37.95	0.68	1.97	85.79	53.22	0.74	4.7	<b>5.0</b>
Second	R17	W24-L	Bedroom	38.44	0.68	0.89	86.98	55.45	0.74	0.3	
		W24-U	Bedroom	37.77	0.68	1.97	85.34	55.45	0.74	4.5	<b>4.8</b>
Second	R18	W25-L	Living Room	21.41	0.68	1.64	55.09	75.07	0.73	0.3	
		W25-U	Living Room	13.01	0.68	3.64	40.93	75.07	0.73	2.9	
		W26-L	Living Room	15.79	0.68	0.51	45.76	75.07	0.73	0.1	
		W26-U	Living Room	15.72	0.68	1.13	45.63	75.07	0.73	1.0	<b>4.2</b>
Second	R19	W27-L	LKD	20.33	0.68	1.14	53.32	99.63	0.72	0.1	
		W27-U	LKD	13.74	0.68	2.52	42.23	99.63	0.72	1.5	
		W28-L	LKD	21.95	0.68	0.51	55.98	99.63	0.72	0.1	
		W28-U	LKD	15.14	0.68	1.13	44.64	99.63	0.72	0.7	<b>2.4</b>
Third	R1	W1-L	Bedroom	19.26	0.68	0.89	51.55	44.70	0.74	0.2	
		W1-U	Bedroom	19.70	0.68	1.97	52.28	44.70	0.74	3.5	<b>3.7</b>
Third	R2	W2-L	Bedroom	15.60	0.68	0.51	45.43	44.69	0.74	0.1	
		W2-U	Bedroom	16.28	0.68	1.13	46.58	44.69	0.74	1.8	<b>1.9</b>
Third	R3	W3-L	Living Room	13.84	0.68	0.51	42.40	76.36	0.73	0.1	
		W3-U	Living Room	13.94	0.68	1.13	42.57	76.36	0.73	0.9	
		W4-L	Living Room	7.55	0.68	1.64	30.38	76.36	0.73	0.1	
		W4-U	Living Room	3.13	0.68	3.64	19.29	76.36	0.73	1.3	<b>2.4</b>
Third	R4	W5-L	Bedroom	19.16	0.68	0.89	51.39	55.20	0.74	0.2	
		W5-U	Bedroom	19.40	0.68	1.97	51.79	55.20	0.74	2.7	<b>2.9</b>
Third	R5	W6-L	Bedroom	19.32	0.68	0.89	51.65	53.15	0.74	0.2	
		W6-U	Bedroom	19.68	0.68	1.97	52.24	53.15	0.74	2.9	<b>3.1</b>
Third	R6	W7-L	Bedroom	18.51	0.68	0.89	50.31	55.01	0.74	0.2	
		W7-U	Bedroom	18.62	0.68	1.97	50.50	55.01	0.74	2.7	<b>2.9</b>
Third	R7	W8-L	Living Room	14.37	0.68	1.14	43.31	67.08	0.73	0.2	
		W8-U	Living Room	6.77	0.68	2.52	28.66	67.08	0.73	1.6	<b>1.7</b>
Third	R8	W9-L	Bedroom	17.87	0.68	0.89	49.24	44.10	0.74	0.2	
		W9-U	Bedroom	18.25	0.68	1.97	49.87	44.10	0.74	3.4	<b>3.6</b>
Third	R9	W10-L	Bedroom	20.41	0.68	0.51	53.44	43.55	0.74	0.1	
		W10-U	Bedroom	21.07	0.68	1.13	54.53	43.55	0.74	2.1	
		W11-L	Bedroom	6.35	0.68	0.51	27.71	43.55	0.74	0.1	
		W11-U	Bedroom	3.50	0.68	1.13	20.43	43.55	0.74	0.8	<b>3.2</b>
Third	R10	W12-L	LKD	10.42	0.68	1.14	36.14	104.41	0.72	0.1	
		W12-U	LKD	4.00	0.68	2.52	21.86	104.41	0.72	0.7	
		W13-L	LKD	19.49	0.68	0.89	51.94	104.41	0.72	0.1	
		W13-U	LKD	19.68	0.68	1.97	52.25	104.41	0.72	1.4	
		W14-L	LKD	18.70	0.68	0.51	50.63	104.41	0.72	0.1	
		W14-U	LKD	19.00	0.68	1.13	51.12	104.41	0.72	0.8	<b>3.1</b>
Third	R11	W15-L	LKD	19.61	0.68	0.51	52.12	104.39	0.72	0.1	
		W15-U	LKD	19.83	0.68	1.13	52.49	104.39	0.72	0.8	
		W16-L	LKD	22.78	0.68	0.89	57.35	104.39	0.72	0.1	
		W16-U	LKD	22.72	0.68	1.97	57.25	104.39	0.72	1.5	
		W17-L	LKD	21.35	0.68	1.14	55.00	104.39	0.72	0.1	
		W17-U	LKD	13.21	0.68	2.52	41.27	104.39	0.72	1.4	<b>4.0</b>
Third	R12	W18-L	Bedroom	10.23	0.68	0.51	35.79	43.53	0.74	0.1	

Floor	Room ID	Window ID	Room Use	VSC	Win. Trans.	Glazing Area	Theta	Room Area	Room	ADF	TOTAL ADF
		W18-U	Bedroom	6.84	0.68	1.13	28.83	43.53	0.74	1.1	
		W19-L	Bedroom	36.80	0.68	0.89	83.14	43.53	0.74	0.4	
		W19-U	Bedroom	36.33	0.68	1.97	82.10	43.53	0.74	5.6	<b>7.2</b>
Third	R13	W20-L	Bedroom	31.72	0.68	0.89	72.80	44.09	0.74	0.3	
		W20-U	Bedroom	30.99	0.68	1.97	71.46	44.09	0.74	4.8	<b>5.2</b>
Third	R14	W21-L	Living Room	32.41	0.68	1.14	74.10	64.34	0.73	0.3	
		W21-U	Living Room	22.02	0.68	2.52	56.09	64.34	0.73	3.2	<b>3.5</b>
Third	R15	W22-L	Bedroom	37.26	0.68	0.89	84.17	52.99	0.74	0.3	
		W22-U	Bedroom	36.44	0.68	1.96	82.33	52.99	0.74	4.5	<b>4.9</b>
Third	R16	W23-L	Bedroom	38.52	0.68	0.89	87.16	53.22	0.74	0.3	
		W23-U	Bedroom	37.96	0.68	1.97	85.80	53.22	0.74	4.7	<b>5.0</b>
Third	R17	W24-L	Bedroom	38.45	0.68	0.89	86.99	55.45	0.74	0.3	
		W24-U	Bedroom	37.77	0.68	1.97	85.35	55.45	0.74	4.5	<b>4.8</b>
Third	R18	W25-L	Living Room	21.43	0.68	1.64	55.12	75.07	0.73	0.3	
		W25-U	Living Room	13.02	0.68	3.64	40.94	75.07	0.73	2.9	
		W26-L	Living Room	16.24	0.68	0.51	46.52	75.07	0.73	0.1	
		W26-U	Living Room	16.20	0.68	1.13	46.45	75.07	0.73	1.0	<b>4.2</b>
Third	R19	W27-L	LKD	19.95	0.68	1.14	52.68	99.63	0.72	0.1	
		W27-U	LKD	12.78	0.68	2.52	40.51	99.63	0.72	1.4	
		W28-L	LKD	21.59	0.68	0.51	55.38	99.63	0.72	0.1	
		W28-U	LKD	14.12	0.68	1.13	42.89	99.63	0.72	0.7	<b>2.3</b>
Fourth	R1	W1-L	Bedroom	21.83	0.68	0.89	55.79	44.70	0.74	0.3	
		W1-U	Bedroom	22.39	0.68	1.97	56.70	44.70	0.74	3.8	<b>4.0</b>
Fourth	R2	W2-L	Bedroom	17.61	0.68	0.51	48.82	44.69	0.74	0.1	
		W2-U	Bedroom	18.60	0.68	1.13	50.46	44.69	0.74	1.9	<b>2.1</b>
Fourth	R3	W3-L	Living Room	14.76	0.68	0.51	44.00	76.36	0.73	0.1	
		W3-U	Living Room	14.94	0.68	1.13	44.30	76.36	0.73	0.9	
		W4-L	Living Room	9.90	0.68	1.64	35.16	76.36	0.73	0.2	
		W4-U	Living Room	3.48	0.68	3.64	20.36	76.36	0.73	1.4	<b>2.6</b>
Fourth	R4	W5-L	Bedroom	21.80	0.68	0.89	55.74	55.20	0.74	0.2	
		W5-U	Bedroom	22.23	0.68	1.97	56.44	55.20	0.74	3.0	<b>3.2</b>
Fourth	R5	W6-L	Bedroom	21.88	0.68	0.89	55.86	53.15	0.74	0.2	
		W6-U	Bedroom	22.40	0.68	1.97	56.72	53.15	0.74	3.1	<b>3.3</b>
Fourth	R6	W7-L	Bedroom	21.01	0.68	0.89	54.43	55.01	0.74	0.2	
		W7-U	Bedroom	21.23	0.68	1.97	54.80	55.01	0.74	2.9	<b>3.1</b>
Fourth	R7	W8-L	Living Room	16.83	0.68	1.14	47.51	67.08	0.73	0.2	
		W8-U	Living Room	8.11	0.68	2.52	31.57	67.08	0.73	1.7	<b>1.9</b>
Fourth	R8	W9-L	Bedroom	19.61	0.68	0.89	52.13	44.10	0.74	0.2	
		W9-U	Bedroom	20.39	0.68	1.97	53.42	44.10	0.74	3.6	<b>3.8</b>
Fourth	R9	W10-L	Bedroom	22.67	0.68	0.51	57.17	43.55	0.74	0.2	
		W10-U	Bedroom	23.35	0.68	1.13	58.30	43.55	0.74	2.3	
		W11-L	Bedroom	7.29	0.68	0.51	29.82	43.55	0.74	0.1	
		W11-U	Bedroom	4.09	0.68	1.13	22.11	43.55	0.74	0.9	<b>3.4</b>
Fourth	R10	W12-L	LKD	12.17	0.68	1.14	39.42	104.41	0.72	0.1	
		W12-U	LKD	4.83	0.68	2.52	24.05	104.41	0.72	0.8	
		W13-L	LKD	21.85	0.68	0.89	55.82	104.41	0.72	0.1	
		W13-U	LKD	22.20	0.68	1.97	56.40	104.41	0.72	1.5	
		W14-L	LKD	20.80	0.68	0.51	54.08	104.41	0.72	0.1	
		W14-U	LKD	21.24	0.68	1.13	54.81	104.41	0.72	0.8	<b>3.4</b>
Fourth	R11	W15-L	LKD	21.50	0.68	0.51	55.24	104.39	0.72	0.1	
		W15-U	LKD	21.86	0.68	1.13	55.83	104.39	0.72	0.9	
		W16-L	LKD	24.42	0.68	0.89	60.06	104.39	0.72	0.1	
		W16-U	LKD	24.48	0.68	1.97	60.17	104.39	0.72	1.6	
		W17-L	LKD	21.36	0.68	1.14	55.01	104.39	0.72	0.1	
		W17-U	LKD	13.21	0.68	2.52	41.27	104.39	0.72	1.4	<b>4.2</b>
Fourth	R12	W18-L	Bedroom	10.24	0.68	0.51	35.80	43.53	0.74	0.1	

Floor	Room ID	Window ID	Room Use	VSC	Win. Trans.	Glazing Area	Theta	Room Area	Room	ADF	TOTAL ADF
		W18-U	Bedroom	6.84	0.68	1.13	28.83	43.53	0.74	1.1	
		W19-L	Bedroom	36.80	0.68	0.89	83.14	43.53	0.74	0.4	
		W19-U	Bedroom	36.33	0.68	1.97	82.10	43.53	0.74	5.6	<b>7.2</b>
Fourth	R13	W20-L	Bedroom	31.72	0.68	0.89	72.80	44.09	0.74	0.3	
		W20-U	Bedroom	30.99	0.68	1.97	71.46	44.09	0.74	4.8	<b>5.2</b>
Fourth	R14	W21-L	Living Room	32.41	0.68	1.14	74.10	64.34	0.73	0.3	
		W21-U	Living Room	22.02	0.68	2.52	56.09	64.34	0.73	3.2	<b>3.5</b>
Fourth	R15	W22-L	Bedroom	37.26	0.68	0.89	84.17	52.99	0.74	0.3	
		W22-U	Bedroom	36.44	0.68	1.96	82.33	52.99	0.74	4.5	<b>4.9</b>
Fourth	R16	W23-L	Bedroom	38.52	0.68	0.89	87.16	53.22	0.74	0.3	
		W23-U	Bedroom	37.96	0.68	1.97	85.80	53.22	0.74	4.7	<b>5.0</b>
Fourth	R17	W24-L	Bedroom	38.45	0.68	0.89	87.00	55.45	0.74	0.3	
		W24-U	Bedroom	37.77	0.68	1.97	85.35	55.45	0.74	4.5	<b>4.8</b>
Fourth	R18	W25-L	Living Room	21.43	0.68	1.64	55.13	75.07	0.73	0.3	
		W25-U	Living Room	13.02	0.68	3.64	40.95	75.07	0.73	2.9	
		W26-L	Living Room	16.85	0.68	0.51	47.54	75.07	0.73	0.1	
		W26-U	Living Room	16.91	0.68	1.13	47.63	75.07	0.73	1.0	<b>4.2</b>
Fourth	R19	W27-L	LKD	20.33	0.68	1.14	53.32	99.63	0.72	0.1	
		W27-U	LKD	13.74	0.68	2.52	42.23	99.63	0.72	1.5	
		W28-L	LKD	21.95	0.68	0.51	55.98	99.63	0.72	0.1	
		W28-U	LKD	15.14	0.68	1.13	44.64	99.63	0.72	0.7	<b>2.4</b>
Fifth	R1	W1-L	Bedroom	24.77	0.68	0.89	60.64	44.70	0.74	0.3	
		W1-U	Bedroom	25.40	0.68	1.97	61.70	44.70	0.74	4.1	<b>4.4</b>
Fifth	R2	W2-L	Bedroom	19.98	0.68	0.51	52.74	44.69	0.74	0.1	
		W2-U	Bedroom	21.08	0.68	1.13	54.56	44.69	0.74	2.1	<b>2.2</b>
Fifth	R3	W3-L	Living Room	15.95	0.68	0.51	46.03	76.36	0.73	0.1	
		W3-U	Living Room	16.25	0.68	1.13	46.52	76.36	0.73	1.0	
		W4-L	Living Room	12.71	0.68	1.64	40.39	76.36	0.73	0.2	
		W4-U	Living Room	5.03	0.68	3.64	24.57	76.36	0.73	1.7	<b>2.9</b>
Fifth	R4	W5-L	Bedroom	24.96	0.68	0.89	60.97	55.20	0.74	0.2	
		W5-U	Bedroom	25.56	0.68	1.97	61.97	55.20	0.74	3.3	<b>3.5</b>
Fifth	R5	W6-L	Bedroom	24.92	0.68	0.89	60.89	53.15	0.74	0.2	
		W6-U	Bedroom	25.58	0.68	1.97	62.00	53.15	0.74	3.4	<b>3.6</b>
Fifth	R6	W7-L	Bedroom	23.94	0.68	0.89	59.26	55.01	0.74	0.2	
		W7-U	Bedroom	24.29	0.68	1.97	59.85	55.01	0.74	3.2	<b>3.4</b>
Fifth	R7	W8-L	Living Room	19.68	0.68	1.14	52.24	67.08	0.73	0.2	
		W8-U	Living Room	10.41	0.68	2.52	36.13	67.08	0.73	2.0	<b>2.2</b>
Fifth	R8	W9-L	Bedroom	21.59	0.68	0.89	55.40	44.10	0.74	0.3	
		W9-U	Bedroom	22.63	0.68	1.97	57.09	44.10	0.74	3.9	<b>4.1</b>
Fifth	R9	W10-L	Bedroom	25.22	0.68	0.51	61.39	43.55	0.74	0.2	
		W10-U	Bedroom	25.80	0.68	1.13	62.37	43.55	0.74	2.4	
		W11-L	Bedroom	8.27	0.68	0.51	31.89	43.55	0.74	0.1	
		W11-U	Bedroom	4.91	0.68	1.13	24.24	43.55	0.74	1.0	<b>3.6</b>
Fifth	R10	W12-L	LKD	14.09	0.68	1.14	42.83	104.41	0.72	0.1	
		W12-U	LKD	6.17	0.68	2.52	27.29	104.41	0.72	0.9	
		W13-L	LKD	24.64	0.68	0.89	60.43	104.41	0.72	0.1	
		W13-U	LKD	25.13	0.68	1.97	61.24	104.41	0.72	1.6	
		W14-L	LKD	23.30	0.68	0.51	58.21	104.41	0.72	0.1	
		W14-U	LKD	23.89	0.68	1.13	59.18	104.41	0.72	0.9	<b>3.7</b>
Fifth	R11	W15-L	LKD	23.77	0.68	0.51	58.99	104.39	0.72	0.1	
		W15-U	LKD	24.28	0.68	1.13	59.84	104.39	0.72	0.9	
		W16-L	LKD	26.39	0.68	0.89	63.37	104.39	0.72	0.1	
		W16-U	LKD	26.58	0.68	1.97	63.70	104.39	0.72	1.7	
		W17-L	LKD	21.37	0.68	1.14	55.03	104.39	0.72	0.1	
		W17-U	LKD	13.21	0.68	2.52	41.27	104.39	0.72	1.4	<b>4.3</b>
Fifth	R12	W18-L	Bedroom	10.25	0.68	0.51	35.83	43.53	0.74	0.1	

Floor	Room ID	Window ID	Room Use	VSC	Win. Trans.	Glazing Area	Theta	Room Area	Room	ADF	TOTAL ADF
		W18-U	Bedroom	6.84	0.68	1.13	28.83	43.53	0.74	1.1	
		W19-L	Bedroom	36.81	0.68	0.89	83.16	43.53	0.74	0.4	
		W19-U	Bedroom	36.33	0.68	1.97	82.10	43.53	0.74	5.6	<b>7.2</b>
Fifth	R13	W20-L	Bedroom	31.72	0.68	0.89	72.81	44.09	0.74	0.3	
		W20-U	Bedroom	30.99	0.68	1.97	71.46	44.09	0.74	4.8	<b>5.2</b>
Fifth	R14	W21-L	Living Room	32.41	0.68	1.14	74.10	64.34	0.73	0.3	
		W21-U	Living Room	22.02	0.68	2.52	56.09	64.34	0.73	3.2	<b>3.5</b>
Fifth	R15	W22-L	Bedroom	37.26	0.68	0.89	84.17	52.99	0.74	0.3	
		W22-U	Bedroom	36.44	0.68	1.96	82.33	52.99	0.74	4.5	<b>4.9</b>
Fifth	R16	W23-L	Bedroom	38.52	0.68	0.89	87.16	53.22	0.74	0.3	
		W23-U	Bedroom	37.96	0.68	1.97	85.80	53.22	0.74	4.7	<b>5.0</b>
Fifth	R17	W24-L	Bedroom	38.45	0.68	0.89	87.00	55.45	0.74	0.3	
		W24-U	Bedroom	37.77	0.68	1.97	85.35	55.45	0.74	4.5	<b>4.8</b>
Fifth	R18	W25-L	Living Room	21.44	0.68	1.64	55.14	75.07	0.73	0.3	
		W25-U	Living Room	13.03	0.68	3.64	40.95	75.07	0.73	2.9	
		W26-L	Living Room	17.73	0.68	0.51	49.01	75.07	0.73	0.1	
		W26-U	Living Room	17.88	0.68	1.13	49.27	75.07	0.73	1.1	<b>4.3</b>
Fifth	R19	W27-L	LKD	20.33	0.68	1.14	53.32	99.63	0.72	0.1	
		W27-U	LKD	13.75	0.68	2.52	42.24	99.63	0.72	1.5	
		W28-L	LKD	22.39	0.68	0.51	56.71	99.63	0.72	0.1	
		W28-U	LKD	15.33	0.68	1.13	44.97	99.63	0.72	0.7	<b>2.4</b>
Sixth	R1	W1-L	Bedroom	1.00	0.68	0.62	10.84	48.97	0.74	0.1	
		W1-U	Bedroom	16.30	0.68	1.02	46.61	48.97	0.74	1.5	
		W2-L	Bedroom	28.01	0.68	1.08	66.15	48.97	0.74	0.9	
		W2-U	Bedroom	28.58	0.68	1.78	67.14	48.97	0.74	3.7	<b>6.1</b>
Sixth	R2	W3-L	Bedroom	22.85	0.68	0.62	57.47	44.69	0.74	0.5	
		W3-U	Bedroom	23.60	0.68	1.02	58.71	44.69	0.74	2.0	<b>2.5</b>
Sixth	R3	W4-L	Living Room	17.48	0.68	0.62	48.60	76.36	0.73	0.2	
		W4-U	Living Room	17.79	0.68	1.02	49.11	76.36	0.73	0.9	
		W5-L	Living Room	15.52	0.68	2.00	45.29	76.36	0.73	0.7	
		W5-U	Living Room	6.87	0.68	3.29	28.90	76.36	0.73	1.8	<b>3.6</b>
Sixth	R4	W6-L	Bedroom	28.64	0.68	1.08	67.24	55.20	0.74	0.8	
		W6-U	Bedroom	29.15	0.68	1.78	68.15	55.20	0.74	3.3	<b>4.0</b>
Sixth	R5	W7-L	Bedroom	28.46	0.68	1.08	66.93	53.15	0.74	0.8	
		W7-U	Bedroom	29.06	0.68	1.78	67.99	53.15	0.74	3.4	<b>4.2</b>
Sixth	R6	W8-L	Bedroom	27.29	0.68	1.08	64.91	55.01	0.74	0.8	
		W8-U	Bedroom	27.64	0.68	1.78	65.51	55.01	0.74	3.1	<b>3.9</b>
Sixth	R7	W9-L	Living Room	22.51	0.68	1.38	56.90	67.08	0.73	0.7	
		W9-U	Living Room	12.64	0.68	2.28	40.27	67.08	0.73	2.0	
		W10-L	Living Room	17.70	0.68	0.62	48.97	67.08	0.73	0.3	
		W10-U	Living Room	17.75	0.68	1.02	49.05	67.08	0.73	1.1	<b>4.0</b>
Sixth	R8	W11-L	Bedroom	24.15	0.68	1.08	59.61	44.10	0.74	0.9	
		W11-U	Bedroom	24.76	0.68	1.78	60.63	44.10	0.74	3.7	<b>4.6</b>
Sixth	R9	W12-L	Bedroom	29.40	0.68	1.08	68.58	43.55	0.74	1.0	
		W12-U	Bedroom	29.78	0.68	1.78	69.26	43.55	0.74	4.3	
		W13-L	Bedroom	9.18	0.68	0.62	33.74	43.55	0.74	0.3	
		W13-U	Bedroom	5.41	0.68	1.02	25.50	43.55	0.74	0.9	<b>6.5</b>
Sixth	R10	W14-L	LKD	15.74	0.68	1.38	45.66	105.97	0.72	0.3	
		W14-U	LKD	7.38	0.68	2.28	30.02	105.97	0.72	0.9	
		W15-L	LKD	27.86	0.68	1.08	65.88	105.97	0.72	0.4	
		W15-U	LKD	28.27	0.68	1.78	66.60	105.97	0.72	1.6	
		W16-L	LKD	26.27	0.68	0.62	63.16	105.97	0.72	0.2	
		W16-U	LKD	26.84	0.68	1.02	64.14	105.97	0.72	0.9	<b>4.3</b>
Sixth	R11	W17-L	LKD	26.52	0.68	0.62	63.59	104.39	0.72	0.2	
		W17-U	LKD	27.01	0.68	1.02	64.44	104.39	0.72	0.9	
		W18-L	LKD	28.78	0.68	1.08	67.49	104.39	0.72	0.4	
		W18-U	LKD	28.91	0.68	1.78	67.72	104.39	0.72	1.6	

Floor	Room ID	Window ID	Room Use	VSC	Win. Trans.	Glazing Area	Theta	Room Area	Room	ADF	TOTAL ADF
		W19-L	LKD	20.78	0.68	1.38	54.06	104.39	0.72	0.4	
		W19-U	LKD	12.23	0.68	2.28	39.52	104.39	0.72	1.2	<b>4.7</b>
Sixth	R12	W20-L	Bedroom	10.17	0.68	0.62	35.68	43.53	0.74	0.3	
		W20-U	Bedroom	6.26	0.68	1.02	27.51	43.53	0.74	1.0	
		W21-L	Bedroom	36.81	0.68	1.08	83.16	43.53	0.74	1.2	
		W21-U	Bedroom	36.18	0.68	1.78	81.78	43.53	0.74	5.1	<b>7.6</b>
Sixth	R13	W22-L	Bedroom	31.52	0.68	1.08	72.43	44.09	0.74	1.1	
		W22-U	Bedroom	30.81	0.68	1.78	71.12	44.09	0.74	4.3	<b>5.4</b>
Sixth	R14	W23-L	Living Room	18.87	0.68	0.62	50.90	64.34	0.73	0.3	
		W23-U	Living Room	18.63	0.68	1.02	50.50	64.34	0.73	1.2	
		W24-L	Living Room	31.99	0.68	1.38	73.32	64.34	0.73	0.9	
		W24-U	Living Room	20.91	0.68	2.28	54.27	64.34	0.73	2.8	<b>5.2</b>
Sixth	R15	W25-L	Bedroom	37.22	0.68	1.08	84.09	52.99	0.74	1.0	
		W25-U	Bedroom	36.29	0.68	1.77	82.02	52.99	0.74	4.1	<b>5.1</b>
Sixth	R16	W26-L	Bedroom	38.51	0.68	1.08	87.15	53.22	0.74	1.0	
		W26-U	Bedroom	37.78	0.68	1.78	85.38	53.22	0.74	4.2	<b>5.3</b>
Sixth	R17	W27-L	Bedroom	38.44	0.68	1.08	86.96	55.45	0.74	1.0	
		W27-U	Bedroom	37.57	0.68	1.77	84.88	55.45	0.74	4.0	<b>5.0</b>
Sixth	R18	W28-L	Living Room	21.05	0.68	2.00	54.50	75.07	0.73	0.8	
		W28-U	Living Room	12.28	0.68	3.29	39.61	75.07	0.73	2.5	
		W29-L	Living Room	18.95	0.68	0.62	51.03	75.07	0.73	0.2	
		W29-U	Living Room	19.21	0.68	1.02	51.46	75.07	0.73	1.0	<b>4.6</b>
Sixth	R19	W30-L	LKD	20.18	0.68	1.38	53.06	99.63	0.72	0.4	
		W30-U	LKD	13.09	0.68	2.28	41.07	99.63	0.72	1.3	
		W31-L	LKD	22.47	0.68	0.62	56.84	99.63	0.72	0.2	
		W31-U	LKD	14.89	0.68	1.02	44.22	99.63	0.72	0.6	
		W32-L	LKD	1.00	0.68	0.62	10.84	99.63	0.72	0.0	
		W32-U	LKD	15.98	0.68	1.02	46.07	99.63	0.72	0.7	<b>3.3</b>
Seventh	R1	W1-L	Bedroom	23.45	0.68	0.62	58.45	48.97	0.74	0.4	
		W1-U	Bedroom	27.58	0.68	1.02	65.41	48.97	0.74	2.1	
		W2-L	Bedroom	31.21	0.68	1.08	71.85	48.97	0.74	0.9	
		W2-U	Bedroom	31.56	0.68	1.78	72.50	48.97	0.74	3.9	<b>7.4</b>
Seventh	R2	W3-L	Bedroom	25.67	0.68	0.62	62.16	44.69	0.74	0.5	
		W3-U	Bedroom	26.03	0.68	1.02	62.76	44.69	0.74	2.2	<b>2.7</b>
Seventh	R3	W4-L	Living Room	19.11	0.68	0.62	51.31	76.36	0.73	0.2	
		W4-U	Living Room	19.33	0.68	1.02	51.66	76.36	0.73	1.0	
		W5-L	Living Room	18.80	0.68	2.00	50.79	76.36	0.73	0.8	
		W5-U	Living Room	10.10	0.68	3.29	35.54	76.36	0.73	2.2	<b>4.2</b>
Seventh	R4	W6-L	Bedroom	32.46	0.68	1.08	74.19	55.20	0.74	0.9	
		W6-U	Bedroom	32.94	0.68	1.78	75.13	55.20	0.74	3.6	<b>4.4</b>
Seventh	R5	W7-L	Bedroom	32.18	0.68	1.08	73.66	53.15	0.74	0.9	
		W7-U	Bedroom	32.76	0.68	1.78	74.78	53.15	0.74	3.7	<b>4.6</b>
Seventh	R6	W8-L	Bedroom	30.84	0.68	1.08	71.18	55.01	0.74	0.8	
		W8-U	Bedroom	31.20	0.68	1.78	71.83	55.01	0.74	3.4	<b>4.3</b>
Seventh	R7	W9-L	Living Room	25.89	0.68	1.38	62.52	67.08	0.73	0.7	
		W9-U	Living Room	15.99	0.68	2.29	46.09	67.08	0.73	2.3	
		W10-L	Living Room	18.63	0.68	0.62	50.51	67.08	0.73	0.3	
		W10-U	Living Room	18.64	0.68	1.02	50.52	67.08	0.73	1.1	<b>4.4</b>
Seventh	R8	W11-L	Bedroom	26.78	0.68	1.08	64.04	44.10	0.74	0.9	
		W11-U	Bedroom	26.98	0.68	1.78	64.37	44.10	0.74	3.9	<b>4.9</b>
Seventh	R9	W12-L	Bedroom	32.25	0.68	1.08	73.79	43.55	0.74	1.1	
		W12-U	Bedroom	32.55	0.68	1.78	74.36	43.55	0.74	4.6	
		W13-L	Bedroom	10.48	0.68	0.62	36.26	43.55	0.74	0.3	
		W13-U	Bedroom	6.11	0.68	1.02	27.15	43.55	0.74	1.0	<b>7.0</b>
Seventh	R10	W14-L	LKD	17.71	0.68	1.38	48.98	97.57	0.72	0.4	
		W14-U	LKD	9.27	0.68	2.28	33.93	97.57	0.72	1.1	
		W15-L	LKD	31.16	0.68	1.08	71.76	97.57	0.72	0.4	

Floor	Room ID	Window ID	Room Use	VSC	Win. Trans.	Glazing Area	Theta	Room Area	Room	ADF	TOTAL ADF
		W15-U	LKD	31.22	0.68	1.78	71.88	97.57	0.72	1.8	
		W16-L	LKD	29.39	0.68	0.62	68.57	97.57	0.72	0.2	
		W16-U	LKD	29.61	0.68	1.02	68.97	97.57	0.72	1.0	<b>5.1</b>
Seventh	R11	W17-L	LKD	29.44	0.68	0.62	68.66	97.56	0.72	0.2	
		W17-U	LKD	29.61	0.68	1.02	68.97	97.56	0.72	1.0	
		W18-L	LKD	31.35	0.68	1.08	72.11	97.56	0.72	0.4	
		W18-U	LKD	31.22	0.68	1.78	71.87	97.56	0.72	1.8	
		W19-L	LKD	21.02	0.68	1.38	54.45	97.56	0.72	0.4	
		W19-U	LKD	12.46	0.68	2.28	39.95	97.56	0.72	1.3	<b>5.3</b>
Seventh	R12	W20-L	Bedroom	10.94	0.68	0.62	37.15	43.53	0.74	0.3	
		W20-U	Bedroom	6.51	0.68	1.02	28.09	43.53	0.74	1.0	
		W21-L	Bedroom	36.83	0.68	1.08	83.20	43.53	0.74	1.2	
		W21-U	Bedroom	36.18	0.68	1.78	81.78	43.53	0.74	5.1	<b>7.6</b>
Seventh	R13	W22-L	Bedroom	31.52	0.68	1.08	72.44	44.09	0.74	1.1	
		W22-U	Bedroom	30.80	0.68	1.78	71.11	44.09	0.74	4.3	<b>5.4</b>
Seventh	R14	W23-L	Living Room	19.04	0.68	0.62	51.18	64.34	0.73	0.3	
		W23-U	Living Room	18.80	0.68	1.02	50.78	64.34	0.73	1.2	
		W24-L	Living Room	31.98	0.68	1.38	73.29	64.34	0.73	0.9	
		W24-U	Living Room	20.89	0.68	2.28	54.24	64.34	0.73	2.8	<b>5.2</b>
Seventh	R15	W25-L	Bedroom	37.22	0.68	1.08	84.09	52.99	0.74	1.0	
		W25-U	Bedroom	36.28	0.68	1.78	82.00	52.99	0.74	4.1	<b>5.1</b>
Seventh	R16	W26-L	Bedroom	38.51	0.68	1.08	87.15	53.22	0.74	1.0	
		W26-U	Bedroom	37.78	0.68	1.78	85.37	53.22	0.74	4.2	<b>5.3</b>
Seventh	R17	W27-L	Bedroom	38.44	0.68	1.08	86.96	55.45	0.74	1.0	
		W27-U	Bedroom	37.56	0.68	1.77	84.88	55.45	0.74	4.0	<b>5.0</b>
Seventh	R18	W28-L	Living Room	21.04	0.68	2.00	54.49	75.07	0.73	0.8	
		W28-U	Living Room	12.27	0.68	3.29	39.59	75.07	0.73	2.5	
		W29-L	Living Room	20.35	0.68	0.62	53.35	75.07	0.73	0.3	
		W29-U	Living Room	20.26	0.68	1.02	53.19	75.07	0.73	1.0	<b>4.6</b>
Seventh	R19	W30-L	LKD	20.26	0.68	1.38	53.20	99.66	0.72	0.4	
		W30-U	LKD	13.15	0.68	2.28	41.17	99.66	0.72	1.3	
		W31-L	LKD	22.88	0.68	0.62	57.52	99.66	0.72	0.2	
		W31-U	LKD	15.28	0.68	1.02	44.88	99.66	0.72	0.6	
		W32-L	LKD	23.34	0.68	0.62	58.27	99.66	0.72	0.2	
		W32-U	LKD	27.58	0.68	1.02	65.42	99.66	0.72	0.9	<b>3.7</b>
Eighth	R1	W1-L	Bedroom	35.72	0.68	0.62	80.78	48.97	0.74	0.6	
		W1-U	Bedroom	36.47	0.68	1.02	82.41	48.97	0.74	2.6	
		W2-L	Bedroom	33.49	0.68	1.08	76.20	48.97	0.74	1.0	
		W2-U	Bedroom	33.47	0.68	1.78	76.15	48.97	0.74	4.1	<b>8.3</b>
Eighth	R2	W3-L	Bedroom	27.83	0.68	0.62	65.84	44.69	0.74	0.6	
		W3-U	Bedroom	27.85	0.68	1.02	65.88	44.69	0.74	2.3	<b>2.8</b>
Eighth	R3	W4-L	Living Room	20.17	0.68	0.62	53.04	76.36	0.73	0.2	
		W4-U	Living Room	20.05	0.68	1.02	52.84	76.36	0.73	1.0	
		W5-L	Living Room	21.31	0.68	2.00	54.93	76.36	0.73	0.8	
		W5-U	Living Room	12.23	0.68	3.29	39.52	76.36	0.73	2.4	<b>4.5</b>
Eighth	R4	W6-L	Bedroom	35.47	0.68	1.08	80.25	55.20	0.74	0.9	
		W6-U	Bedroom	35.53	0.68	1.78	80.39	55.20	0.74	3.8	<b>4.8</b>
Eighth	R5	W7-L	Bedroom	35.29	0.68	1.08	79.87	53.15	0.74	1.0	
		W7-U	Bedroom	35.51	0.68	1.78	80.33	53.15	0.74	4.0	<b>5.0</b>
Eighth	R6	W8-L	Bedroom	33.94	0.68	1.08	77.09	55.01	0.74	0.9	
		W8-U	Bedroom	33.98	0.68	1.78	77.18	55.01	0.74	3.7	<b>4.6</b>
Eighth	R7	W9-L	Living Room	28.84	0.68	1.38	67.60	67.08	0.73	0.8	
		W9-U	Living Room	18.66	0.68	2.29	50.56	67.08	0.73	2.5	
		W10-L	Living Room	19.16	0.68	0.62	51.39	67.08	0.73	0.3	
		W10-U	Living Room	18.98	0.68	1.02	51.08	67.08	0.73	1.1	<b>4.7</b>
Eighth	R8	W11-L	Bedroom	29.14	0.68	1.08	68.13	44.10	0.74	1.0	
		W11-U	Bedroom	29.16	0.68	1.78	68.16	44.10	0.74	4.2	<b>5.2</b>

Floor	Room ID	Window ID	Room Use	VSC	Win. Trans.	Glazing Area	Theta	Room Area	Room	ADF	TOTAL ADF
Eighth	R9	W12-L	Bedroom	33.19	0.68	0.62	75.61	43.55	0.74	0.7	<b>4.6</b>
		W12-U	Bedroom	33.38	0.68	1.02	75.97	43.55	0.74	2.7	
		W13-L	Bedroom	11.29	0.68	0.62	37.79	43.55	0.74	0.3	
		W13-U	Bedroom	6.29	0.68	1.02	27.59	43.55	0.74	1.0	
Eighth	R10	W14-L	LKD	19.23	0.68	1.38	51.49	104.40	0.72	0.4	<b>5.0</b>
		W14-U	LKD	10.61	0.68	2.28	36.51	104.40	0.72	1.1	
		W15-L	LKD	33.16	0.68	1.08	75.56	104.40	0.72	0.4	
		W15-U	LKD	33.00	0.68	1.78	75.24	104.40	0.72	1.8	
		W16-L	LKD	31.42	0.68	0.62	72.24	104.40	0.72	0.2	
		W16-U	LKD	31.55	0.68	1.02	72.48	104.40	0.72	1.0	
Eighth	R11	W17-L	LKD	31.41	0.68	0.62	72.23	104.38	0.72	0.2	<b>5.1</b>
		W17-U	LKD	31.53	0.68	1.02	72.45	104.38	0.72	1.0	
		W18-L	LKD	33.12	0.68	1.08	75.48	104.38	0.72	0.4	
		W18-U	LKD	32.94	0.68	1.78	75.13	104.38	0.72	1.8	
		W19-L	LKD	21.04	0.68	1.38	54.48	104.38	0.72	0.4	
		W19-U	LKD	12.49	0.68	2.28	39.99	104.38	0.72	1.2	
Eighth	R12	W20-L	Bedroom	11.47	0.68	0.62	38.12	43.53	0.74	0.3	<b>7.6</b>
		W20-U	Bedroom	6.56	0.68	1.02	28.20	43.53	0.74	1.0	
		W21-L	Bedroom	36.87	0.68	1.08	83.29	43.53	0.74	1.2	
		W21-U	Bedroom	36.19	0.68	1.78	81.81	43.53	0.74	5.1	
Eighth	R13	W22-L	Bedroom	31.54	0.68	1.08	72.47	44.09	0.74	1.1	<b>5.4</b>
		W22-U	Bedroom	30.81	0.68	1.78	71.12	44.09	0.74	4.3	
Eighth	R14	W23-L	Living Room	19.21	0.68	0.62	51.47	67.07	0.73	0.3	<b>5.0</b>
		W23-U	Living Room	18.96	0.68	1.02	51.06	67.07	0.73	1.1	
		W24-L	Living Room	31.99	0.68	1.38	73.31	67.07	0.73	0.9	
		W24-U	Living Room	20.90	0.68	2.28	54.26	67.07	0.73	2.7	
Eighth	R15	W25-L	Bedroom	37.23	0.68	1.08	84.10	52.99	0.74	1.0	<b>5.1</b>
		W25-U	Bedroom	36.29	0.68	1.78	82.01	52.99	0.74	4.1	
Eighth	R16	W26-L	Bedroom	38.52	0.68	1.08	87.17	53.22	0.74	1.0	<b>5.3</b>
		W26-U	Bedroom	37.78	0.68	1.78	85.37	53.22	0.74	4.2	
Eighth	R17	W27-L	Bedroom	38.44	0.68	1.08	86.96	55.45	0.74	1.0	<b>5.0</b>
		W27-U	Bedroom	37.57	0.68	1.77	84.88	55.45	0.74	4.0	
Eighth	R18	W28-L	Living Room	21.05	0.68	2.00	54.50	75.07	0.73	0.8	<b>4.6</b>
		W28-U	Living Room	12.27	0.68	3.29	39.60	75.07	0.73	2.5	
		W29-L	Living Room	21.27	0.68	0.62	54.87	75.07	0.73	0.3	
		W29-U	Living Room	20.82	0.68	1.02	54.12	75.07	0.73	1.1	
Eighth	R19	W30-L	LKD	20.38	0.68	1.38	53.39	99.40	0.72	0.4	<b>4.1</b>
		W30-U	LKD	13.23	0.68	2.28	41.31	99.40	0.72	1.3	
		W31-L	LKD	23.02	0.68	0.62	57.75	99.40	0.72	0.2	
		W31-U	LKD	15.28	0.68	1.02	44.89	99.40	0.72	0.6	
		W32-L	LKD	35.73	0.68	0.62	80.81	99.40	0.72	0.3	
		W32-U	LKD	36.49	0.68	1.02	82.44	99.40	0.72	1.2	
Ninth	R1	W1-L	Bedroom	37.46	0.68	0.62	84.63	48.97	0.74	0.6	<b>8.6</b>
		W1-U	Bedroom	36.88	0.68	1.02	83.32	48.97	0.74	2.6	
		W2-L	Bedroom	35.33	0.68	1.08	79.96	48.97	0.74	1.1	
		W2-U	Bedroom	35.25	0.68	1.78	79.79	48.97	0.74	4.3	
Ninth	R2	W3-L	Bedroom	29.63	0.68	0.62	68.99	44.69	0.74	0.6	<b>3.0</b>
		W3-U	Bedroom	29.61	0.68	1.02	68.96	44.69	0.74	2.4	
Ninth	R3	W4-L	Living Room	20.43	0.68	0.62	53.48	76.36	0.73	0.2	<b>4.8</b>
		W4-U	Living Room	20.14	0.68	1.02	52.99	76.36	0.73	1.0	
		W5-L	Living Room	23.30	0.68	2.00	58.22	76.36	0.73	0.9	
		W5-U	Living Room	14.05	0.68	3.29	42.75	76.36	0.73	2.6	
Ninth	R4	W6-L	Bedroom	37.86	0.68	1.08	85.57	55.20	0.74	1.0	<b>5.1</b>
		W6-U	Bedroom	37.69	0.68	1.78	85.16	55.20	0.74	4.1	
Ninth	R5	W7-L	Bedroom	37.85	0.68	1.08	85.55	53.15	0.74	1.0	<b>5.3</b>
		W7-U	Bedroom	37.79	0.68	1.78	85.41	53.15	0.74	4.2	
Ninth	R6	W8-L	Bedroom	36.56	0.68	1.08	82.60	55.01	0.74	1.0	<b>4.9</b>
		W8-U	Bedroom	36.29	0.68	1.78	82.02	55.01	0.74	3.9	

Floor	Room ID	Window ID	Room Use	VSC	Win. Trans.	Glazing Area	Theta	Room Area	Room	ADF	TOTAL ADF
Ninth	R7	W9-L	Living Room	31.29	0.68	1.38	72.00	67.08	0.73	0.9	<b>5.0</b>
		W9-U	Living Room	20.86	0.68	2.29	54.19	67.08	0.73	2.7	
		W10-L	Living Room	19.40	0.68	0.62	51.79	67.08	0.73	0.3	
		W10-U	Living Room	19.17	0.68	1.02	51.40	67.08	0.73	1.1	
Ninth	R8	W11-L	Bedroom	31.17	0.68	1.08	71.78	44.10	0.74	1.1	<b>5.4</b>
		W11-U	Bedroom	31.05	0.68	1.78	71.57	44.10	0.74	4.4	
Ninth	R9	W12-L	Bedroom	36.62	0.68	1.08	82.75	43.55	0.74	1.2	<b>7.7</b>
		W12-U	Bedroom	36.53	0.68	1.78	82.54	43.55	0.74	5.1	
		W13-L	Bedroom	11.76	0.68	0.62	38.66	43.55	0.74	0.3	
		W13-U	Bedroom	6.45	0.68	1.02	27.95	43.55	0.74	1.0	
Ninth	R10	W14-L	LKD	20.43	0.68	1.38	53.48	104.40	0.72	0.4	<b>5.2</b>
		W14-U	LKD	11.69	0.68	2.28	38.54	104.40	0.72	1.2	
		W15-L	LKD	34.78	0.68	1.08	78.79	104.40	0.72	0.5	
		W15-U	LKD	34.44	0.68	1.78	78.11	104.40	0.72	1.9	
		W16-L	LKD	33.20	0.68	0.62	75.63	104.40	0.72	0.3	
		W16-U	LKD	33.16	0.68	1.02	75.56	104.40	0.72	1.0	
Ninth	R11	W17-L	LKD	33.19	0.68	0.62	75.61	104.39	0.72	0.3	<b>5.3</b>
		W17-U	LKD	33.16	0.68	1.02	75.54	104.39	0.72	1.0	
		W18-L	LKD	34.74	0.68	1.08	78.71	104.39	0.72	0.5	
		W18-U	LKD	34.42	0.68	1.78	78.06	104.39	0.72	1.9	
		W19-L	LKD	21.05	0.68	1.38	54.50	104.39	0.72	0.4	
		W19-U	LKD	12.50	0.68	2.28	40.01	104.39	0.72	1.2	
Ninth	R12	W20-L	Bedroom	11.86	0.68	0.62	38.85	43.53	0.74	0.3	<b>7.7</b>
		W20-U	Bedroom	6.80	0.68	1.02	28.73	43.53	0.74	1.0	
		W21-L	Bedroom	36.96	0.68	1.08	83.50	43.53	0.74	1.3	
		W21-U	Bedroom	36.28	0.68	1.78	81.98	43.53	0.74	5.1	
Ninth	R13	W22-L	Bedroom	31.59	0.68	1.08	72.56	44.09	0.74	1.1	<b>5.4</b>
		W22-U	Bedroom	30.86	0.68	1.78	71.21	44.09	0.74	4.3	
Ninth	R14	W23-L	Living Room	19.38	0.68	0.62	51.75	67.07	0.73	0.3	<b>5.0</b>
		W23-U	Living Room	19.14	0.68	1.02	51.35	67.07	0.73	1.1	
		W24-L	Living Room	31.99	0.68	1.38	73.31	67.07	0.73	0.9	
		W24-U	Living Room	20.90	0.68	2.28	54.26	67.07	0.73	2.7	
Ninth	R15	W25-L	Bedroom	37.24	0.68	1.08	84.13	52.99	0.74	1.0	<b>5.1</b>
		W25-U	Bedroom	36.29	0.68	1.78	82.02	52.99	0.74	4.1	
Ninth	R16	W26-L	Bedroom	38.54	0.68	1.08	87.22	53.22	0.74	1.1	<b>5.3</b>
		W26-U	Bedroom	37.78	0.68	1.78	85.38	53.22	0.74	4.2	
Ninth	R17	W27-L	Bedroom	38.44	0.68	1.08	86.96	55.45	0.74	1.0	<b>5.0</b>
		W27-U	Bedroom	37.57	0.68	1.77	84.88	55.45	0.74	4.0	
Ninth	R18	W28-L	Living Room	21.05	0.68	2.00	54.50	75.07	0.73	0.8	<b>4.7</b>
		W28-U	Living Room	12.27	0.68	3.29	39.60	75.07	0.73	2.5	
		W29-L	Living Room	21.50	0.68	0.62	55.24	75.07	0.73	0.3	
		W29-U	Living Room	20.90	0.68	1.02	54.26	75.07	0.73	1.1	
Ninth	R19	W30-L	LKD	20.38	0.68	1.38	53.40	99.66	0.72	0.4	<b>4.1</b>
		W30-U	LKD	13.23	0.68	2.28	41.31	99.66	0.72	1.3	
		W31-L	LKD	23.02	0.68	0.62	57.75	99.66	0.72	0.2	
		W31-U	LKD	15.28	0.68	1.02	44.89	99.66	0.72	0.6	
		W32-L	LKD	37.46	0.68	0.62	84.63	99.66	0.72	0.3	
		W32-U	LKD	36.88	0.68	1.02	83.32	99.66	0.72	1.2	
Tenth	R1	W1-L	Bedroom	37.46	0.68	0.62	84.63	48.97	0.74	0.6	<b>8.8</b>
		W1-U	Bedroom	36.88	0.68	1.02	83.32	48.97	0.74	2.6	
		W2-L	Bedroom	36.43	0.68	1.08	82.33	48.97	0.74	1.1	
		W2-U	Bedroom	35.99	0.68	1.78	81.35	48.97	0.74	4.4	
Tenth	R2	W3-L	Bedroom	30.72	0.68	0.62	70.96	44.69	0.74	0.6	<b>3.0</b>
		W3-U	Bedroom	30.45	0.68	1.02	70.48	44.69	0.74	2.4	
Tenth	R3	W4-L	Living Room	20.49	0.68	0.62	53.57	76.36	0.73	0.2	<b>4.8</b>
		W4-U	Living Room	20.21	0.68	1.02	53.12	76.36	0.73	1.0	
		W5-L	Living Room	23.89	0.68	2.00	59.19	76.36	0.73	0.9	
		W5-U	Living Room	14.05	0.68	3.29	42.75	76.36	0.73	2.6	
Tenth	R4	W6-L	Bedroom	38.57	0.68	1.08	87.30	55.20	0.74	1.0	



Floor	Room ID	Window ID	Room Use	VSC	Win. Trans.	Glazing Area	Theta	Room Area	Room	ADF	TOTAL ADF
		W6-U	Bedroom	37.69	0.68	1.78	85.16	55.20	0.74	4.1	5.1
Tenth	R5	W7-L	Bedroom	38.65	0.68	1.08	87.48	53.15	0.74	1.1	
		W7-U	Bedroom	37.86	0.68	1.78	85.58	53.15	0.74	4.2	5.3
Tenth	R6	W8-L	Bedroom	37.64	0.68	1.08	85.06	55.01	0.74	1.0	
		W8-U	Bedroom	36.78	0.68	1.78	83.09	55.01	0.74	4.0	5.0
Tenth	R7	W9-L	Living Room	32.00	0.68	1.38	73.32	67.08	0.73	0.9	
		W9-U	Living Room	20.86	0.68	2.29	54.19	67.08	0.73	2.7	
		W10-L	Living Room	19.63	0.68	0.62	52.16	67.08	0.73	0.3	
		W10-U	Living Room	19.42	0.68	1.02	51.82	67.08	0.73	1.1	5.0
Tenth	R8	W11-L	Bedroom	32.14	0.68	1.08	73.58	44.10	0.74	1.1	
		W11-U	Bedroom	31.66	0.68	1.78	72.68	44.10	0.74	4.4	5.5
Tenth	R9	W12-L	Bedroom	36.24	0.68	0.62	81.90	43.55	0.74	0.7	
		W12-U	Bedroom	35.85	0.68	1.02	81.07	43.55	0.74	2.9	
		W13-L	Bedroom	12.10	0.68	0.62	39.28	43.55	0.74	0.3	
		W13-U	Bedroom	6.77	0.68	1.02	28.68	43.55	0.74	1.0	4.9
Tenth	R10	W14-L	LKD	20.78	0.68	1.38	54.06	104.40	0.72	0.4	
		W14-U	LKD	11.70	0.68	2.28	38.56	104.40	0.72	1.2	
		W15-L	LKD	36.04	0.68	1.08	81.47	104.40	0.72	0.5	
		W15-U	LKD	35.65	0.68	1.78	80.63	104.40	0.72	1.9	
		W16-L	LKD	34.63	0.68	0.62	78.49	104.40	0.72	0.3	
		W16-U	LKD	34.53	0.68	1.02	78.28	104.40	0.72	1.1	5.4
Tenth	R11	W17-L	LKD	34.63	0.68	0.62	78.50	104.38	0.72	0.3	
		W17-U	LKD	34.54	0.68	1.02	78.30	104.38	0.72	1.1	
		W18-L	LKD	36.05	0.68	1.08	81.49	104.38	0.72	0.5	
		W18-U	LKD	35.68	0.68	1.78	80.70	104.38	0.72	1.9	
		W19-L	LKD	21.06	0.68	1.38	54.52	104.38	0.72	0.4	
		W19-U	LKD	12.51	0.68	2.28	40.02	104.38	0.72	1.2	5.4
Tenth	R12	W20-L	Bedroom	12.18	0.68	0.62	39.42	43.53	0.74	0.3	
		W20-U	Bedroom	7.10	0.68	1.02	29.41	43.53	0.74	1.0	
		W21-L	Bedroom	37.20	0.68	1.08	84.05	43.53	0.74	1.3	
		W21-U	Bedroom	36.59	0.68	1.78	82.66	43.53	0.74	5.1	7.8
Tenth	R13	W22-L	Bedroom	31.76	0.68	1.08	72.88	44.09	0.74	1.1	
		W22-U	Bedroom	31.12	0.68	1.78	71.69	44.09	0.74	4.4	5.4
Tenth	R14	W23-L	Living Room	19.58	0.68	0.62	52.08	67.07	0.73	0.3	
		W23-U	Living Room	19.36	0.68	1.02	51.72	67.07	0.73	1.1	
		W24-L	Living Room	31.99	0.68	1.38	73.31	67.07	0.73	0.9	
		W24-U	Living Room	20.90	0.68	2.28	54.26	67.07	0.73	2.7	5.0
Tenth	R15	W25-L	Bedroom	37.31	0.68	1.08	84.30	52.99	0.74	1.0	
		W25-U	Bedroom	36.33	0.68	1.78	82.11	52.99	0.74	4.1	5.1
Tenth	R16	W26-L	Bedroom	38.58	0.68	1.08	87.32	53.22	0.74	1.1	
		W26-U	Bedroom	37.79	0.68	1.78	85.40	53.22	0.74	4.2	5.3
Tenth	R17	W27-L	Bedroom	38.49	0.68	1.08	87.08	55.45	0.74	1.0	
		W27-U	Bedroom	37.57	0.68	1.77	84.88	55.45	0.74	4.0	5.0
Tenth	R18	W28-L	Living Room	21.05	0.68	2.00	54.50	75.07	0.73	0.8	
		W28-U	Living Room	12.27	0.68	3.29	39.60	75.07	0.73	2.5	
		W29-L	Living Room	21.54	0.68	0.62	55.31	75.07	0.73	0.3	
		W29-U	Living Room	20.92	0.68	1.02	54.28	75.07	0.73	1.1	4.7
Tenth	R19	W30-L	LKD	20.41	0.68	1.38	53.44	102.37	0.72	0.4	
		W30-U	LKD	13.23	0.68	2.28	41.31	102.37	0.72	1.3	
		W31-L	LKD	23.09	0.68	0.62	57.86	102.37	0.72	0.2	
		W31-U	LKD	15.28	0.68	1.02	44.89	102.37	0.72	0.6	
		W32-L	LKD	37.46	0.68	0.62	84.63	102.37	0.72	0.3	
		W32-U	LKD	36.88	0.68	1.02	83.32	102.37	0.72	1.2	4.0
Eleventh	R1	W1-L	Bedroom	37.46	0.68	0.62	84.63	56.35	0.74	0.6	
		W1-U	Bedroom	36.88	0.68	1.02	83.32	56.35	0.74	2.2	
		W2-L	Bedroom	37.20	0.68	1.08	84.05	56.35	0.74	1.0	
		W2-U	Bedroom	36.52	0.68	1.78	82.52	56.35	0.74	3.9	7.6
Eleventh	R2	W3-L	Bedroom	32.01	0.68	0.62	73.35	44.69	0.74	0.6	

Floor	Room ID	Window ID	Room Use	VSC	Win. Trans.	Glazing Area	Theta	Room Area	Room	ADF	TOTAL ADF
		W3-U	Bedroom	31.61	0.68	1.02	72.59	44.69	0.74	2.5	<b>3.1</b>
Eleventh	R3	W4-L	Living Room	20.64	0.68	0.62	53.83	76.36	0.73	0.3	
		W4-U	Living Room	20.43	0.68	1.02	53.47	76.36	0.73	1.0	
		W5-L	Living Room	33.43	0.68	2.00	76.08	76.36	0.73	1.1	
		W5-U	Living Room	33.83	0.68	3.29	76.87	76.36	0.73	4.8	<b>7.2</b>
Eleventh	R4	W6-L	Bedroom	38.71	0.68	1.08	87.65	55.20	0.74	1.0	
		W6-U	Bedroom	37.91	0.68	1.78	85.70	55.20	0.74	4.1	<b>5.1</b>
Eleventh	R5	W7-L	Bedroom	38.71	0.68	1.08	87.65	53.15	0.74	1.1	
		W7-U	Bedroom	37.91	0.68	1.78	85.70	53.15	0.74	4.3	<b>5.3</b>
Eleventh	R6	W8-L	Bedroom	38.71	0.68	1.08	87.65	55.01	0.74	1.0	
		W8-U	Bedroom	37.90	0.68	1.78	85.66	55.01	0.74	4.1	<b>5.1</b>
Eleventh	R7	W9-L	Living Room	38.99	0.68	1.38	88.36	67.08	0.73	1.1	
		W9-U	Living Room	38.08	0.68	2.29	86.10	67.08	0.73	4.3	
		W10-L	Living Room	19.90	0.68	0.62	52.61	67.08	0.73	0.3	
		W10-U	Living Room	19.71	0.68	1.02	52.29	67.08	0.73	1.2	<b>6.8</b>
Eleventh	R8	W11-L	Bedroom	33.47	0.68	1.08	76.17	44.10	0.74	1.1	
		W11-U	Bedroom	33.73	0.68	1.78	76.67	44.10	0.74	4.7	<b>5.8</b>
Eleventh	R9	W12-L	Bedroom	38.16	0.68	1.08	86.27	43.55	0.74	1.3	
		W12-U	Bedroom	37.52	0.68	1.78	84.78	43.55	0.74	5.2	
		W13-L	Bedroom	10.94	0.68	0.62	37.14	43.55	0.74	0.3	
		W13-U	Bedroom	4.40	0.68	1.02	22.95	43.55	0.74	0.8	<b>7.7</b>
Eleventh	R10	W14-L	LKD	18.44	0.68	1.38	50.20	104.41	0.72	0.4	
		W14-U	LKD	7.47	0.68	2.28	30.21	104.41	0.72	0.9	
		W15-L	LKD	37.05	0.68	1.08	83.71	104.41	0.72	0.5	
		W15-U	LKD	36.54	0.68	1.78	82.57	104.41	0.72	2.0	
		W16-L	LKD	35.76	0.68	0.62	80.86	104.41	0.72	0.3	
		W16-U	LKD	35.50	0.68	1.02	80.32	104.41	0.72	1.1	<b>5.2</b>
Eleventh	R11	W17-L	LKD	35.77	0.68	0.62	80.90	104.39	0.72	0.3	
		W17-U	LKD	35.53	0.68	1.02	80.37	104.39	0.72	1.1	
		W18-L	LKD	37.11	0.68	1.08	83.83	104.39	0.72	0.5	
		W18-U	LKD	36.61	0.68	1.78	82.71	104.39	0.72	2.0	
		W19-L	LKD	21.77	0.68	1.38	55.69	104.39	0.72	0.4	
		W19-U	LKD	13.51	0.68	2.28	41.82	104.39	0.72	1.3	<b>5.6</b>
Eleventh	R12	W20-L	Bedroom	12.95	0.68	0.62	40.81	43.53	0.74	0.4	
		W20-U	Bedroom	8.11	0.68	1.02	31.58	43.53	0.74	1.1	
		W21-L	Bedroom	37.77	0.68	1.08	85.35	43.53	0.74	1.3	
		W21-U	Bedroom	37.23	0.68	1.78	84.11	43.53	0.74	5.2	<b>7.9</b>
Eleventh	R13	W22-L	Bedroom	32.53	0.68	1.08	74.33	44.09	0.74	1.1	
		W22-U	Bedroom	32.69	0.68	1.78	74.64	44.09	0.74	4.5	<b>5.6</b>
Eleventh	R14	W23-L	Living Room	19.86	0.68	0.62	52.55	67.07	0.73	0.3	
		W23-U	Living Room	19.68	0.68	1.02	52.25	67.07	0.73	1.2	
		W24-L	Living Room	32.79	0.68	1.38	74.84	67.07	0.73	0.9	
		W24-U	Living Room	23.04	0.68	2.28	57.79	67.07	0.73	2.8	<b>5.2</b>
Eleventh	R15	W25-L	Bedroom	37.68	0.68	1.08	85.14	52.99	0.74	1.0	
		W25-U	Bedroom	36.76	0.68	1.78	83.04	52.99	0.74	4.1	<b>5.2</b>
Eleventh	R16	W26-L	Bedroom	38.64	0.68	1.08	87.47	53.22	0.74	1.1	
		W26-U	Bedroom	37.86	0.68	1.78	85.56	53.22	0.74	4.2	<b>5.3</b>
Eleventh	R17	W27-L	Bedroom	38.71	0.68	1.08	87.65	55.45	0.74	1.0	
		W27-U	Bedroom	37.91	0.68	1.77	85.69	55.45	0.74	4.1	<b>5.1</b>
Eleventh	R18	W28-L	Living Room	22.64	0.68	2.00	57.12	75.07	0.73	0.9	
		W28-U	Living Room	12.29	0.68	3.29	39.63	75.07	0.73	2.5	
		W29-L	Living Room	21.57	0.68	0.62	55.36	75.07	0.73	0.3	
		W29-U	Living Room	20.96	0.68	1.02	54.35	75.07	0.73	1.1	<b>4.7</b>
Eleventh	R19	W30-L	LKD	19.81	0.68	1.38	52.46	102.40	0.72	0.4	
		W30-U	LKD	10.58	0.68	2.28	36.46	102.40	0.72	1.1	
		W31-L	LKD	22.28	0.68	0.62	56.53	102.40	0.72	0.2	
		W31-U	LKD	12.03	0.68	1.02	39.17	102.40	0.72	0.5	
		W32-L	LKD	37.46	0.68	0.62	84.63	102.40	0.72	0.3	

Floor	Room ID	Window ID	Room Use	VSC	Win. Trans.	Glazing Area	Theta	Room Area	Room	ADF	TOTAL ADF
		W32-U	LKD	36.88	0.68	1.02	83.32	102.40	0.72	1.2	<b>3.7</b>
Twelfth	R1	W1-L	Living Room	15.59	0.68	1.38	45.41	89.21	0.72	0.4	
		W1-U	Living Room	14.89	0.68	2.28	44.21	89.21	0.72	1.6	
		W2-L	Living Room	10.27	0.68	0.62	35.87	89.21	0.72	0.1	
		W2-U	Living Room	10.99	0.68	1.02	37.24	89.21	0.72	0.6	
		W3-L	Living Room	32.16	0.68	0.62	73.62	89.21	0.72	0.3	
		W3-U	Living Room	31.76	0.68	1.02	72.87	89.21	0.72	1.2	<b>4.2</b>
Twelfth	R2	W4-L	Bedroom	38.71	0.68	1.08	87.65	62.20	0.73	0.9	
		W4-U	Bedroom	37.91	0.68	1.78	85.69	62.20	0.73	3.6	<b>4.5</b>
Twelfth	R3	W5-L	Bedroom	38.71	0.68	1.08	87.65	45.68	0.74	1.2	
		W5-U	Bedroom	37.91	0.68	1.78	85.69	45.68	0.74	5.0	<b>6.3</b>
Twelfth	R4	W6-L	Bedroom	38.64	0.68	1.08	87.46	46.92	0.74	1.2	
		W6-U	Bedroom	37.85	0.68	1.78	85.55	46.92	0.74	4.9	<b>6.1</b>
Twelfth	R5	W7-L	Bedroom	37.64	0.68	1.08	85.06	61.54	0.73	0.9	
		W7-U	Bedroom	36.69	0.68	1.78	82.90	61.54	0.73	3.5	<b>4.4</b>
Twelfth	R6	W8-L	Bedroom	32.91	0.68	1.38	75.07	56.68	0.73	1.1	
		W8-U	Bedroom	23.53	0.68	2.28	58.59	56.68	0.73	3.5	<b>4.6</b>
Twelfth	R7	W9-L	Living Room	36.23	0.68	0.54	81.89	89.36	0.72	0.3	
		W9-U	Living Room	35.57	0.68	0.89	80.45	89.36	0.72	1.1	
		W10-L	Living Room	38.56	0.68	1.08	87.27	89.36	0.72	0.6	
		W10-U	Living Room	37.79	0.68	1.78	85.40	89.36	0.72	2.4	
		W11-L	Living Room	34.62	0.68	1.38	78.47	89.36	0.72	0.7	
		W11-U	Living Room	37.37	0.68	2.28	84.42	89.36	0.72	3.0	<b>8.1</b>
Twelfth	R8	W12-L	Living Room	34.62	0.68	1.38	78.47	84.54	0.72	0.7	
		W12-U	Living Room	37.42	0.68	2.28	84.55	84.54	0.72	3.2	
		W13-L	Living Room	38.57	0.68	1.08	87.28	84.54	0.72	0.6	
		W13-U	Living Room	37.79	0.68	1.78	85.41	84.54	0.72	2.5	
		W14-L	Living Room	36.24	0.68	0.54	81.90	84.54	0.72	0.3	
		W14-U	Living Room	35.57	0.68	0.89	80.47	84.54	0.72	1.2	<b>8.6</b>
Twelfth	R9	W15-L	Bedroom	32.86	0.68	1.08	74.96	55.04	0.74	0.9	
		W15-U	Bedroom	23.80	0.68	1.77	59.03	55.04	0.74	2.8	<b>3.7</b>
Twelfth	R10	W16-L	Bedroom	37.65	0.68	1.08	85.08	60.00	0.73	0.9	
		W16-U	Bedroom	36.70	0.68	1.78	82.92	60.00	0.73	3.6	<b>4.5</b>
Twelfth	R11	W17-L	Bedroom	38.64	0.68	1.08	87.46	46.96	0.74	1.2	
		W17-U	Bedroom	37.85	0.68	1.78	85.55	46.96	0.74	4.9	<b>6.1</b>
Twelfth	R12	W18-L	Bedroom	38.71	0.68	1.08	87.65	52.15	0.74	1.1	
		W18-U	Bedroom	37.91	0.68	1.78	85.69	52.15	0.74	4.4	<b>5.5</b>
Twelfth	R13	W19-L	Bedroom	38.71	0.68	1.08	87.65	62.26	0.73	0.9	
		W19-U	Bedroom	37.91	0.68	1.78	85.69	62.26	0.73	3.6	<b>4.5</b>
Twelfth	R14	W20-L	Living Room	32.63	0.68	1.08	74.53	89.14	0.72	0.5	
		W20-U	Living Room	32.11	0.68	1.78	73.54	89.14	0.72	2.1	
		W21-L	Living Room	10.24	0.68	0.62	35.81	89.14	0.72	0.1	
		W21-U	Living Room	10.95	0.68	1.02	37.15	89.14	0.72	0.6	
		W22-L	Living Room	15.59	0.68	1.38	45.40	89.14	0.72	0.4	
		W22-U	Living Room	14.89	0.68	2.28	44.21	89.14	0.72	1.6	<b>5.4</b>
Thirteenth	R1	W1-L	Bedroom	33.94	0.68	1.07	77.09	55.42	0.73	0.9	
		W1-U	Bedroom	36.04	0.68	1.77	81.47	55.42	0.73	3.8	<b>4.7</b>
Thirteenth	R2	W2-L	LKD	24.43	0.68	1.99	60.09	105.11	0.72	0.6	
		W2-U	LKD	28.24	0.68	3.28	66.56	105.11	0.72	3.0	
		W3-L	LKD	38.71	0.68	1.08	87.64	105.11	0.72	0.5	
		W3-U	LKD	37.84	0.68	1.78	85.52	105.11	0.72	2.1	
		W4-L	LKD	38.71	0.68	1.08	87.64	105.11	0.72	0.5	
		W4-U	LKD	37.85	0.68	1.78	85.55	105.11	0.72	2.1	<b>8.7</b>
Thirteenth	R3	W5-L	Bedroom	38.71	0.68	1.08	87.64	63.57	0.73	0.9	
		W5-U	Bedroom	37.88	0.68	1.78	85.62	63.57	0.73	3.5	<b>4.4</b>
Thirteenth	R4	W6-L	LKD	38.99	0.68	1.38	88.35	85.15	0.73	0.8	
		W6-U	LKD	38.06	0.68	2.28	86.05	85.15	0.73	3.3	

Floor	Room ID	Window ID	Room Use	VSC	Win. Trans.	Glazing Area	Theta	Room Area	Room	ADF	TOTAL ADF
		W7-L	LKD	38.71	0.68	1.08	87.65	85.15	0.73	0.6	
		W7-U	LKD	37.89	0.68	1.77	85.65	85.15	0.73	2.6	<b>7.4</b>
Thirteenth	R5	W8-L	Bedroom	38.71	0.68	1.08	87.65	60.03	0.73	0.9	
		W8-U	Bedroom	37.90	0.68	1.78	85.67	60.03	0.73	3.7	
		W9-L	Bedroom	38.14	0.68	1.08	86.24	60.03	0.73	0.9	
		W9-U	Bedroom	37.42	0.68	1.77	84.54	60.03	0.73	3.7	<b>9.2</b>
Thirteenth	R6	W10-L	Bedroom	38.19	0.68	1.08	86.36	59.99	0.73	0.9	
		W10-U	Bedroom	37.46	0.68	1.78	84.63	59.99	0.73	3.7	
		W11-L	Bedroom	38.71	0.68	1.08	87.65	59.99	0.73	0.9	
		W11-U	Bedroom	37.91	0.68	1.78	85.69	59.99	0.73	3.7	<b>9.3</b>
Thirteenth	R7	W12-L	LKD	38.71	0.68	1.08	87.65	82.98	0.73	0.7	
		W12-U	LKD	37.92	0.68	1.77	85.70	82.98	0.73	2.7	
		W13-L	LKD	38.71	0.68	1.08	87.65	82.98	0.73	0.7	
		W13-U	LKD	37.92	0.68	1.78	85.72	82.98	0.73	2.7	<b>6.7</b>
Thirteenth	R8	W14-L	Bedroom	38.72	0.68	1.08	87.65	62.17	0.73	0.9	
		W14-U	Bedroom	37.93	0.68	1.78	85.73	62.17	0.73	3.6	<b>4.5</b>
Thirteenth	R9	W15-L	LKD	38.72	0.68	1.08	87.65	105.12	0.72	0.5	
		W15-U	LKD	37.93	0.68	1.78	85.74	105.12	0.72	2.1	
		W16-L	LKD	38.72	0.68	1.08	87.65	105.12	0.72	0.5	
		W16-U	LKD	37.94	0.68	1.78	85.75	105.12	0.72	2.1	
		W17-L	LKD	24.33	0.68	2.00	59.92	105.12	0.72	0.6	
		W17-U	LKD	28.16	0.68	3.29	66.40	105.12	0.72	2.9	<b>8.7</b>
Thirteenth	R10	W18-L	Bedroom	33.91	0.68	1.08	77.02	54.75	0.74	0.9	
		W18-U	Bedroom	36.02	0.68	1.78	81.43	54.75	0.74	3.9	<b>4.8</b>
<b>BLOCK F</b>											
Basement	R1	W1-L	LKD	22.23	0.68	0.52	56.45	103.21	0.72	0.1	
		W1-U	LKD	14.50	0.68	1.16	43.54	103.21	0.72	0.7	
		W2-L	LKD	21.47	0.68	1.14	55.19	103.21	0.72	0.1	
		W2-U	LKD	13.88	0.68	2.52	42.46	103.21	0.72	1.5	<b>2.3</b>
Basement	R2	W3-L	Bedroom	25.06	0.68	0.89	61.12	54.26	0.74	0.2	
		W3-U	Bedroom	15.99	0.68	1.97	46.08	54.26	0.74	2.5	<b>2.7</b>
Basement	R3	W4-L	Living Room	13.00	0.68	0.51	40.90	68.03	0.73	0.1	
		W4-U	Living Room	8.39	0.68	1.13	32.16	68.03	0.73	0.8	
		W5-L	Living Room	38.63	0.68	0.89	87.43	68.03	0.73	0.2	
		W5-U	Living Room	38.04	0.68	1.97	85.99	68.03	0.73	3.6	<b>4.7</b>
First	R1	W1-L	Bedroom	26.30	0.68	0.51	63.22	103.24	0.72	0.2	
		W1-U	Bedroom	25.79	0.68	1.13	62.35	103.24	0.72	1.0	
		W2-L	Bedroom	25.68	0.68	1.14	62.18	103.24	0.72	0.4	
		W2-U	Bedroom	25.06	0.68	2.52	61.14	103.24	0.72	2.1	<b>3.6</b>
First	R2	W3-L	Bedroom	24.93	0.68	0.89	60.92	54.26	0.74	0.6	
		W3-U	Bedroom	15.94	0.68	1.97	46.01	54.26	0.74	2.5	<b>3.1</b>
First	R3	W4-L	Living Room	12.89	0.68	0.51	40.70	68.03	0.73	0.2	
		W4-U	Living Room	8.35	0.68	1.13	32.08	68.03	0.73	0.8	
		W5-L	Living Room	38.44	0.68	0.89	86.95	68.03	0.73	0.7	
		W5-U	Living Room	37.95	0.68	1.97	85.79	68.03	0.73	3.6	<b>5.2</b>
First	R4	W6-L	Bedroom	37.99	0.68	0.89	85.88	54.58	0.74	0.8	
		W6-U	Bedroom	37.57	0.68	1.97	84.89	54.58	0.74	4.5	<b>5.4</b>
First	R5	W7-L	Bedroom	35.84	0.68	0.89	81.04	54.57	0.74	0.8	
		W7-U	Bedroom	34.91	0.68	1.97	79.07	54.57	0.74	4.2	<b>5.0</b>
First	R6	W8-L	Living Room	28.86	0.68	1.64	67.64	67.85	0.73	0.9	
		W8-U	Living Room	17.04	0.68	3.64	47.85	67.85	0.73	3.7	
		W9-L	Living Room	23.26	0.68	0.89	58.14	67.85	0.73	0.4	
		W9-U	Living Room	23.11	0.68	1.97	57.90	67.85	0.73	2.4	<b>7.5</b>
First	R7	W10-L	Bedroom	28.76	0.68	0.89	67.46	106.47	0.72	0.3	
		W10-U	Bedroom	28.44	0.68	1.97	66.90	106.47	0.72	1.7	
		W11-L	Bedroom	35.02	0.68	0.89	79.30	106.47	0.72	0.4	
		W11-U	Bedroom	34.68	0.68	1.97	78.59	106.47	0.72	2.0	
		W12-L	Bedroom	29.67	0.68	1.14	69.07	106.47	0.72	0.4	

Floor	Room ID	Window ID	Room Use	VSC	Win. Trans.	Glazing Area	Theta	Room Area	Room	ADF	TOTAL ADF
		W12-U	Bedroom	20.60	0.68	2.52	53.75	106.47	0.72	1.8	<b>6.7</b>
First	R8	W13-L	Bedroom	27.46	0.68	0.51	65.20	50.61	0.74	0.4	
		W13-U	Bedroom	18.76	0.68	1.13	50.73	50.61	0.74	1.7	<b>2.1</b>
First	R9	W14-L	Bedroom	31.18	0.68	0.51	71.81	58.31	0.73	0.4	
		W14-U	Bedroom	28.42	0.68	1.13	66.87	58.31	0.73	1.9	
		W15-L	Bedroom	33.89	0.68	0.89	76.99	58.31	0.73	0.7	
		W15-U	Bedroom	35.93	0.68	1.97	81.24	58.31	0.73	4.0	<b>7.0</b>
First	R10	W16-L	Bedroom	33.66	0.68	0.89	76.54	57.03	0.73	0.7	
		W16-U	Bedroom	35.73	0.68	1.97	80.79	57.03	0.73	4.1	<b>4.8</b>
First	R11	W17-L	Living Room	11.88	0.68	1.14	38.89	71.57	0.73	0.4	
		W17-U	Living Room	7.34	0.68	2.52	29.93	71.57	0.73	1.5	
		W18-L	Living Room	28.15	0.68	0.51	66.39	71.57	0.73	0.3	
		W18-U	Living Room	29.11	0.68	1.13	68.08	71.57	0.73	1.5	
		W19-L	Living Room	28.41	0.68	0.89	66.85	71.57	0.73	0.5	
		W19-U	Living Room	29.05	0.68	1.97	67.97	71.57	0.73	2.7	<b>6.9</b>
First	R12	W20-L	Bedroom	27.09	0.68	0.89	64.57	58.45	0.73	0.6	
		W20-U	Bedroom	27.60	0.68	1.97	65.45	58.45	0.73	3.2	<b>3.8</b>
First	R13	W21-L	Living Room	23.13	0.68	0.89	57.93	77.56	0.73	0.4	
		W21-U	Living Room	23.41	0.68	1.97	58.38	77.56	0.73	2.1	
		W22-L	Living Room	2.62	0.68	0.51	17.63	77.56	0.73	0.1	
		W22-U	Living Room	0.67	0.68	1.13	9.03	77.56	0.73	0.2	<b>2.8</b>
First	R14	W23-L	Bedroom	7.36	0.68	0.89	29.99	54.00	0.74	0.3	
		W23-U	Bedroom	3.87	0.68	1.97	21.49	54.00	0.74	1.2	<b>1.5</b>
First	R15	W24-L	Bedroom	11.32	0.68	0.51	37.84	47.86	0.74	0.2	
		W24-U	Bedroom	11.58	0.68	1.13	38.34	47.86	0.74	1.4	<b>1.6</b>
First	R16	W25-L	Bedroom	15.75	0.68	0.89	45.69	47.82	0.74	0.5	
		W25-U	Bedroom	16.18	0.68	1.97	46.40	47.82	0.74	2.9	<b>3.4</b>
Second	R4	W6-L	Bedroom	38.19	0.68	0.89	86.36	54.58	0.74	0.3	
		W6-U	Bedroom	37.66	0.68	1.97	85.09	54.58	0.74	4.6	<b>4.9</b>
Second	R5	W7-L	Bedroom	36.04	0.68	0.89	81.47	54.48	0.74	0.3	
		W7-U	Bedroom	35.00	0.68	1.97	79.26	54.48	0.74	4.2	<b>4.5</b>
Second	R6	W8-L	Living Room	29.07	0.68	1.64	68.00	67.84	0.73	0.4	
		W8-U	Living Room	17.14	0.68	3.64	48.03	67.84	0.73	3.7	
		W9-L	Living Room	23.71	0.68	0.89	58.89	67.84	0.73	0.2	
		W9-U	Living Room	23.49	0.68	1.97	58.52	67.84	0.73	2.5	<b>6.7</b>
Second	R7	W10-L	LKD	28.90	0.68	0.89	67.71	106.48	0.72	0.1	
		W10-U	LKD	28.53	0.68	1.97	67.05	106.48	0.72	1.7	
		W11-L	LKD	35.33	0.68	0.89	79.94	106.48	0.72	0.1	
		W11-U	LKD	34.88	0.68	1.97	79.01	106.48	0.72	2.1	
		W12-L	LKD	31.43	0.68	1.14	72.26	106.48	0.72	0.2	
		W12-U	LKD	21.60	0.68	2.52	55.41	106.48	0.72	1.8	<b>6.1</b>
Second	R8	W13-L	Bedroom	29.69	0.68	0.51	69.11	50.61	0.74	0.2	
		W13-U	Bedroom	19.86	0.68	1.13	52.54	50.61	0.74	1.7	<b>1.9</b>
Second	R9	W14-L	Bedroom	33.97	0.68	0.51	77.16	58.31	0.73	0.1	
		W14-U	Bedroom	29.64	0.68	1.13	69.01	58.31	0.73	2.0	
		W15-L	Bedroom	37.80	0.68	0.89	85.42	58.31	0.73	0.3	
		W15-U	Bedroom	37.51	0.68	1.97	84.75	58.31	0.73	4.2	<b>6.6</b>
Second	R10	W16-L	Bedroom	37.67	0.68	0.89	85.13	57.03	0.73	0.3	
		W16-U	Bedroom	37.33	0.68	1.97	84.33	57.03	0.73	4.3	<b>4.6</b>
Second	R11	W17-L	Living Room	13.75	0.68	1.14	42.23	67.96	0.73	0.2	
		W17-U	Living Room	8.11	0.68	2.52	31.58	67.96	0.73	1.7	
		W18-L	Living Room	30.82	0.68	0.51	71.15	67.96	0.73	0.1	
		W18-U	Living Room	30.99	0.68	1.13	71.45	67.96	0.73	1.7	
		W19-L	Living Room	30.95	0.68	0.89	71.39	67.96	0.73	0.2	
		W19-U	Living Room	30.98	0.68	1.97	71.44	67.96	0.73	3.0	<b>6.9</b>
Second	R12	W20-L	Bedroom	29.50	0.68	0.89	68.77	54.65	0.74	0.2	
		W20-U	Bedroom	29.57	0.68	1.97	68.89	54.65	0.74	3.7	<b>3.9</b>

Floor	Room ID	Window ID	Room Use	VSC	Win. Trans.	Glazing Area	Theta	Room Area	Room	ADF	TOTAL ADF
Second	R13	W21-L	Bedroom	27.59	0.68	0.89	65.43	54.67	0.74	0.2	3.7
		W21-U	Bedroom	27.70	0.68	1.97	65.61	54.67	0.74	3.5	
Second	R14	W22-L	Living Room	25.33	0.68	0.89	61.59	70.70	0.73	0.2	2.9
		W22-U	Living Room	25.44	0.68	1.97	61.77	70.70	0.73	2.5	
		W23-L	Living Room	3.30	0.68	0.51	19.84	70.70	0.73	0.0	
		W23-U	Living Room	0.88	0.68	1.13	10.23	70.70	0.73	0.2	
Second	R15	W24-L	Bedroom	8.51	0.68	0.89	32.40	54.00	0.74	0.1	1.3
		W24-U	Bedroom	4.33	0.68	1.97	22.75	54.00	0.74	1.2	
Second	R16	W25-L	Bedroom	13.03	0.68	0.51	40.96	47.86	0.74	0.1	1.6
		W25-U	Bedroom	13.39	0.68	1.13	41.60	47.86	0.74	1.5	
Second	R17	W26-L	Bedroom	17.70	0.68	0.89	48.96	47.82	0.74	0.2	3.3
		W26-U	Bedroom	18.14	0.68	1.97	49.69	47.82	0.74	3.1	
Third	R4	W6-L	Bedroom	38.26	0.68	0.89	86.52	54.58	0.74	0.3	4.9
		W6-U	Bedroom	37.68	0.68	1.97	85.13	54.58	0.74	4.6	
Third	R5	W7-L	Bedroom	36.09	0.68	0.89	81.58	54.48	0.74	0.3	4.5
		W7-U	Bedroom	35.01	0.68	1.97	79.29	54.48	0.74	4.2	
Third	R6	W8-L	Living Room	29.10	0.68	1.64	68.06	67.84	0.73	0.4	6.7
		W8-U	Living Room	17.15	0.68	3.64	48.05	67.84	0.73	3.7	
		W9-L	Living Room	23.93	0.68	0.89	59.26	67.84	0.73	0.2	
		W9-U	Living Room	23.61	0.68	1.97	58.73	67.84	0.73	2.5	
Third	R7	W10-L	LKD	29.01	0.68	0.89	67.91	106.48	0.72	0.1	6.1
		W10-U	LKD	28.62	0.68	1.97	67.20	106.48	0.72	1.7	
		W11-L	LKD	35.54	0.68	0.89	80.41	106.48	0.72	0.1	
		W11-U	LKD	35.07	0.68	1.97	79.41	106.48	0.72	2.1	
		W12-L	LKD	31.80	0.68	1.14	72.95	106.48	0.72	0.2	
		W12-U	LKD	21.75	0.68	2.52	55.65	106.48	0.72	1.9	
Third	R8	W13-L	Bedroom	30.06	0.68	0.51	69.77	50.61	0.74	0.2	1.9
		W13-U	Bedroom	19.99	0.68	1.13	52.75	50.61	0.74	1.8	
Third	R9	W14-L	Bedroom	34.35	0.68	0.51	77.93	58.31	0.73	0.2	6.7
		W14-U	Bedroom	29.77	0.68	1.13	69.25	58.31	0.73	2.0	
		W15-L	Bedroom	38.42	0.68	0.89	86.93	58.31	0.73	0.3	
		W15-U	Bedroom	37.91	0.68	1.97	85.69	58.31	0.73	4.3	
Third	R10	W16-L	Bedroom	38.34	0.68	0.89	86.71	57.03	0.73	0.3	4.6
		W16-U	Bedroom	37.76	0.68	1.97	85.34	57.03	0.73	4.3	
Third	R11	W17-L	Living Room	14.03	0.68	1.14	42.73	67.96	0.73	0.2	7.1
		W17-U	Living Room	8.25	0.68	2.52	31.87	67.96	0.73	1.7	
		W18-L	Living Room	32.39	0.68	0.51	74.06	67.96	0.73	0.1	
		W18-U	Living Room	32.52	0.68	1.13	74.31	67.96	0.73	1.8	
		W19-L	Living Room	32.68	0.68	0.89	74.62	67.96	0.73	0.2	
		W19-U	Living Room	32.69	0.68	1.97	74.63	67.96	0.73	3.1	
Third	R12	W20-L	Bedroom	31.36	0.68	0.89	72.13	54.65	0.74	0.3	4.1
		W20-U	Bedroom	31.43	0.68	1.97	72.26	54.65	0.74	3.9	
Third	R13	W21-L	Bedroom	29.57	0.68	0.89	68.89	54.67	0.74	0.2	3.9
		W21-U	Bedroom	29.71	0.68	1.97	69.14	54.67	0.74	3.7	
Third	R14	W22-L	Living Room	27.41	0.68	0.89	65.11	70.70	0.73	0.2	3.1
		W22-U	Living Room	27.59	0.68	1.97	65.43	70.70	0.73	2.6	
		W23-L	Living Room	4.09	0.68	0.51	22.10	70.70	0.73	0.0	
		W23-U	Living Room	1.11	0.68	1.13	11.37	70.70	0.73	0.3	
Third	R15	W24-L	Bedroom	10.25	0.68	0.89	35.82	54.00	0.74	0.1	1.4
		W24-U	Bedroom	4.78	0.68	1.97	23.92	54.00	0.74	1.3	
Third	R16	W25-L	Bedroom	15.02	0.68	0.51	44.44	47.86	0.74	0.1	1.7
		W25-U	Bedroom	15.49	0.68	1.13	45.24	47.86	0.74	1.6	
Third	R17	W26-L	Bedroom	19.86	0.68	0.89	52.55	47.82	0.74	0.2	3.5
		W26-U	Bedroom	20.39	0.68	1.97	53.41	47.82	0.74	3.3	
Fourth	R4	W6-L	Bedroom	38.36	0.68	0.89	86.77	54.58	0.74	0.3	

Floor	Room ID	Window ID	Room Use	VSC	Win. Trans.	Glazing Area	Theta	Room Area	Room	ADF	TOTAL ADF
		W6-U	Bedroom	37.79	0.68	1.97	85.39	54.58	0.74	4.6	<b>4.9</b>
Fourth	R5	W7-L	Bedroom	36.20	0.68	0.89	81.81	54.48	0.74	0.3	
		W7-U	Bedroom	35.13	0.68	1.97	79.53	54.48	0.74	4.3	<b>4.6</b>
Fourth	R6	W8-L	Living Room	29.10	0.68	1.64	68.06	67.84	0.73	0.4	
		W8-U	Living Room	17.15	0.68	3.64	48.05	67.84	0.73	3.7	
		W9-L	Living Room	24.08	0.68	0.89	59.51	67.84	0.73	0.2	
		W9-U	Living Room	23.80	0.68	1.97	59.03	67.84	0.73	2.5	<b>6.7</b>
Fourth	R7	W10-L	LKD	29.17	0.68	0.89	68.18	106.48	0.72	0.1	
		W10-U	LKD	28.79	0.68	1.97	67.52	106.48	0.72	1.8	
		W11-L	LKD	35.86	0.68	0.89	81.08	106.48	0.72	0.1	
		W11-U	LKD	35.41	0.68	1.97	80.12	106.48	0.72	2.1	
		W12-L	LKD	31.82	0.68	1.14	72.99	106.48	0.72	0.2	
		W12-U	LKD	21.75	0.68	2.52	55.65	106.48	0.72	1.9	<b>6.1</b>
Fourth	R8	W13-L	Bedroom	30.07	0.68	0.51	69.79	50.61	0.74	0.2	
		W13-U	Bedroom	19.99	0.68	1.13	52.75	50.61	0.74	1.8	<b>1.9</b>
Fourth	R9	W14-L	Bedroom	34.37	0.68	0.51	77.95	58.31	0.73	0.2	
		W14-U	Bedroom	29.77	0.68	1.13	69.25	58.31	0.73	2.0	
		W15-L	Bedroom	38.66	0.68	0.89	87.51	58.31	0.73	0.3	
		W15-U	Bedroom	38.09	0.68	1.97	86.11	58.31	0.73	4.3	<b>6.7</b>
Fourth	R10	W16-L	Bedroom	38.60	0.68	0.89	87.35	57.03	0.73	0.3	
		W16-U	Bedroom	37.97	0.68	1.97	85.82	57.03	0.73	4.4	<b>4.7</b>
Fourth	R11	W17-L	Living Room	14.08	0.68	1.14	42.81	67.96	0.73	0.2	
		W17-U	Living Room	8.27	0.68	2.52	31.91	67.96	0.73	1.7	
		W18-L	Living Room	33.82	0.68	0.51	76.85	67.96	0.73	0.1	
		W18-U	Living Room	33.84	0.68	1.13	76.90	67.96	0.73	1.8	
		W19-L	Living Room	34.30	0.68	0.89	77.83	67.96	0.73	0.2	
		W19-U	Living Room	34.22	0.68	1.97	77.65	67.96	0.73	3.3	<b>7.3</b>
Fourth	R12	W20-L	Bedroom	33.19	0.68	0.89	75.62	54.65	0.74	0.3	
		W20-U	Bedroom	33.20	0.68	1.97	75.64	54.65	0.74	4.0	<b>4.3</b>
Fourth	R13	W21-L	Bedroom	31.65	0.68	0.89	72.66	54.67	0.74	0.3	
		W21-U	Bedroom	31.78	0.68	1.97	72.91	54.67	0.74	3.9	<b>4.2</b>
Fourth	R14	W22-L	Living Room	29.69	0.68	0.89	69.11	70.70	0.73	0.2	
		W22-U	Living Room	29.94	0.68	1.97	69.55	70.70	0.73	2.8	
		W23-L	Living Room	4.96	0.68	0.51	24.37	70.70	0.73	0.0	
		W23-U	Living Room	1.62	0.68	1.13	13.72	70.70	0.73	0.3	<b>3.3</b>
Fourth	R15	W24-L	Bedroom	12.22	0.68	0.89	39.51	54.00	0.74	0.1	
		W24-U	Bedroom	5.48	0.68	1.97	25.67	54.00	0.74	1.4	<b>1.5</b>
Fourth	R16	W25-L	Bedroom	17.38	0.68	0.51	48.43	47.86	0.74	0.1	
		W25-U	Bedroom	17.96	0.68	1.13	49.39	47.86	0.74	1.7	<b>1.9</b>
Fourth	R17	W26-L	Bedroom	22.41	0.68	0.89	56.74	47.82	0.74	0.2	
		W26-U	Bedroom	23.03	0.68	1.97	57.76	47.82	0.74	3.6	<b>3.8</b>
Fifth	R4	W6-L	Bedroom	38.54	0.68	0.89	87.22	54.58	0.74	0.3	
		W6-U	Bedroom	37.98	0.68	1.97	85.86	54.58	0.74	4.6	<b>4.9</b>
Fifth	R5	W7-L	Bedroom	36.79	0.68	0.89	83.11	54.48	0.74	0.3	
		W7-U	Bedroom	36.15	0.68	1.97	81.71	54.48	0.74	4.4	<b>4.7</b>
Fifth	R6	W8-L	Living Room	29.10	0.68	1.64	68.06	67.84	0.73	0.4	
		W8-U	Living Room	17.15	0.68	3.64	48.05	67.84	0.73	3.7	
		W9-L	Living Room	24.44	0.68	0.89	60.10	67.84	0.73	0.2	
		W9-U	Living Room	24.28	0.68	1.97	59.83	67.84	0.73	2.5	<b>6.8</b>
Fifth	R7	W10-L	LKD	29.55	0.68	0.89	68.85	106.48	0.72	0.1	
		W10-U	LKD	29.29	0.68	1.97	68.39	106.48	0.72	1.8	
		W11-L	LKD	36.40	0.68	0.89	82.26	106.48	0.72	0.1	
		W11-U	LKD	36.02	0.68	1.97	81.43	106.48	0.72	2.1	
		W12-L	LKD	31.82	0.68	1.14	72.99	106.48	0.72	0.2	
		W12-U	LKD	21.75	0.68	2.52	55.65	106.48	0.72	1.9	<b>6.2</b>
Fifth	R8	W13-L	Bedroom	30.07	0.68	0.51	69.79	50.61	0.74	0.2	
		W13-U	Bedroom	19.99	0.68	1.13	52.75	50.61	0.74	1.8	<b>1.9</b>

Floor	Room ID	Window ID	Room Use	VSC	Win. Trans.	Glazing Area	Theta	Room Area	Room	ADF	TOTAL ADF
Fifth	R9	W14-L	Bedroom	34.37	0.68	0.51	77.95	58.31	0.73	0.2	<b>6.7</b>
		W14-U	Bedroom	29.77	0.68	1.13	69.25	58.31	0.73	2.0	
		W15-L	Bedroom	38.72	0.68	0.89	87.66	58.31	0.73	0.3	
		W15-U	Bedroom	38.09	0.68	1.97	86.13	58.31	0.73	4.3	
Fifth	R10	W16-L	Bedroom	38.67	0.68	0.89	87.53	57.03	0.73	0.3	<b>4.7</b>
		W16-U	Bedroom	37.97	0.68	1.97	85.84	57.03	0.73	4.4	
Fifth	R11	W17-L	Living Room	14.09	0.68	1.14	42.82	67.96	0.73	0.2	<b>7.4</b>
		W17-U	Living Room	8.27	0.68	2.52	31.91	67.96	0.73	1.7	
		W18-L	Living Room	34.75	0.68	0.51	78.75	67.96	0.73	0.1	
		W18-U	Living Room	34.58	0.68	1.13	78.40	67.96	0.73	1.9	
		W19-L	Living Room	35.45	0.68	0.89	80.20	67.96	0.73	0.2	
		W19-U	Living Room	35.16	0.68	1.97	79.59	67.96	0.73	3.3	
Fifth	R12	W20-L	Bedroom	34.63	0.68	0.89	78.49	54.65	0.74	0.3	<b>4.5</b>
		W20-U	Bedroom	34.44	0.68	1.97	78.11	54.65	0.74	4.2	
Fifth	R13	W21-L	Bedroom	33.47	0.68	0.89	76.15	54.67	0.74	0.3	<b>4.3</b>
		W21-U	Bedroom	33.43	0.68	1.97	76.09	54.67	0.74	4.1	
Fifth	R14	W22-L	Living Room	31.96	0.68	0.89	73.24	70.70	0.73	0.2	<b>3.6</b>
		W22-U	Living Room	32.10	0.68	1.97	73.52	70.70	0.73	3.0	
		W23-L	Living Room	5.87	0.68	0.51	26.60	70.70	0.73	0.0	
		W23-U	Living Room	2.42	0.68	1.13	16.90	70.70	0.73	0.4	
Fifth	R15	W24-L	Bedroom	14.23	0.68	0.89	43.08	54.00	0.74	0.2	<b>1.7</b>
		W24-U	Bedroom	7.05	0.68	1.97	29.30	54.00	0.74	1.6	
Fifth	R16	W25-L	Bedroom	20.07	0.68	0.51	52.88	47.86	0.74	0.1	<b>2.0</b>
		W25-U	Bedroom	20.80	0.68	1.13	54.09	47.86	0.74	1.9	
Fifth	R17	W26-L	Bedroom	25.37	0.68	0.89	61.64	47.82	0.74	0.3	<b>4.1</b>
		W26-U	Bedroom	26.13	0.68	1.97	62.92	47.82	0.74	3.9	
Sixth	R1	W1-L	Bedroom	27.87	0.68	1.08	65.91	54.26	0.74	0.8	<b>3.6</b>
		W1-U	Bedroom	22.79	0.68	1.78	57.37	54.26	0.74	2.8	
Sixth	R2	W2-L	Living Room	15.49	0.68	0.62	45.24	68.03	0.73	0.2	<b>5.2</b>
		W2-U	Living Room	13.10	0.68	1.02	41.08	68.03	0.73	0.9	
		W3-L	Living Room	38.71	0.68	1.08	87.65	68.03	0.73	0.8	
		W3-U	Living Room	37.91	0.68	1.78	85.69	68.03	0.73	3.2	
Sixth	R3	W4-L	Bedroom	38.71	0.68	1.08	87.65	54.58	0.74	1.0	<b>5.2</b>
		W4-U	Bedroom	37.91	0.68	1.78	85.69	54.58	0.74	4.1	
Sixth	R4	W5-L	Bedroom	38.71	0.68	1.08	87.65	54.48	0.74	1.0	<b>5.2</b>
		W5-U	Bedroom	37.91	0.68	1.78	85.69	54.48	0.74	4.1	
Sixth	R5	W6-L	Living Room	39.16	0.68	2.00	88.80	67.84	0.73	1.5	<b>10.5</b>
		W6-U	Living Room	38.19	0.68	3.29	86.36	67.84	0.73	6.1	
		W7-L	Living Room	25.47	0.68	1.08	61.82	67.84	0.73	0.6	
		W7-U	Living Room	25.64	0.68	1.77	62.10	67.84	0.73	2.4	
Sixth	R6	W8-L	LKD	30.80	0.68	1.08	71.11	106.48	0.72	0.4	<b>6.7</b>
		W8-U	LKD	31.21	0.68	1.78	71.85	106.48	0.72	1.7	
		W9-L	LKD	37.32	0.68	1.08	84.31	106.48	0.72	0.5	
		W9-U	LKD	36.90	0.68	1.78	83.37	106.48	0.72	2.0	
		W10-L	LKD	31.41	0.68	1.38	72.23	106.48	0.72	0.5	
		W10-U	LKD	20.68	0.68	2.28	53.88	106.48	0.72	1.6	
Sixth	R7	W11-L	Bedroom	29.65	0.68	0.62	69.03	50.61	0.74	0.5	<b>2.0</b>
		W11-U	Bedroom	18.95	0.68	1.02	51.04	50.61	0.74	1.5	
Sixth	R8	W12-L	Bedroom	34.19	0.68	0.62	77.61	58.31	0.73	0.5	<b>7.0</b>
		W12-U	Bedroom	29.16	0.68	1.02	68.17	58.31	0.73	1.8	
		W13-L	Bedroom	38.71	0.68	1.08	87.65	58.31	0.73	1.0	
		W13-U	Bedroom	37.89	0.68	1.78	85.65	58.31	0.73	3.8	
Sixth	R9	W14-L	Bedroom	38.63	0.68	1.08	87.43	57.03	0.73	1.0	<b>4.9</b>
		W14-U	Bedroom	37.75	0.68	1.78	85.30	57.03	0.73	3.9	
Sixth	R10	W15-L	Living Room	17.41	0.68	1.38	48.48	67.96	0.73	0.6	<b>1.7</b>
		W15-U	Living Room	9.93	0.68	2.28	35.22	67.96	0.73	1.7	



Floor	Room ID	Window ID	Room Use	VSC	Win. Trans.	Glazing Area	Theta	Room Area	Room	ADF	TOTAL ADF
		W16-L	Living Room	35.47	0.68	0.62	80.25	67.96	0.73	0.4	
		W16-U	Living Room	35.15	0.68	1.02	79.58	67.96	0.73	1.7	
		W17-L	Living Room	36.35	0.68	1.08	82.14	67.96	0.73	0.8	
		W17-U	Living Room	35.88	0.68	1.78	81.12	67.96	0.73	3.1	<b>8.3</b>
Sixth	R11	W18-L	Bedroom	35.81	0.68	1.08	80.96	54.65	0.74	0.9	
		W18-U	Bedroom	35.42	0.68	1.78	80.15	54.65	0.74	3.9	<b>4.8</b>
Sixth	R12	W19-L	Bedroom	35.05	0.68	1.08	79.36	54.67	0.74	0.9	
		W19-U	Bedroom	34.81	0.68	1.78	78.85	54.67	0.74	3.8	<b>4.7</b>
Sixth	R13	W20-L	Living Room	34.06	0.68	1.08	77.33	70.70	0.73	0.7	
		W20-U	Living Room	33.96	0.68	1.78	77.12	70.70	0.73	2.8	
		W21-L	Living Room	6.60	0.68	0.62	28.28	70.70	0.73	0.1	
		W21-U	Living Room	3.00	0.68	1.02	18.87	70.70	0.73	0.4	<b>4.0</b>
Sixth	R14	W22-L	Bedroom	15.78	0.68	1.08	45.74	54.00	0.74	0.5	
		W22-U	Bedroom	8.13	0.68	1.78	31.61	54.00	0.74	1.5	<b>2.1</b>
Seventh	R1	W1-L	Living Room	31.32	0.68	1.08	72.06	83.90	0.72	0.5	
		W1-U	Living Room	37.74	0.68	1.77	85.28	83.90	0.72	2.6	
		W2-L	Living Room	33.29	0.68	1.08	75.81	83.90	0.72	0.6	
		W2-U	Living Room	37.89	0.68	1.77	85.65	83.90	0.72	2.6	<b>6.2</b>
Seventh	R2	W3-L	Bedroom	33.37	0.68	1.08	75.96	64.04	0.73	0.8	
		W3-U	Bedroom	37.91	0.68	1.77	85.69	64.04	0.73	3.5	<b>4.3</b>
Seventh	R3	W4-L	Bedroom	33.34	0.68	1.08	75.90	74.28	0.73	0.6	
		W4-U	Bedroom	37.91	0.68	1.77	85.69	74.28	0.73	3.0	
		W5-L	Bedroom	31.95	0.68	0.62	73.24	74.28	0.73	0.4	
		W5-U	Bedroom	36.88	0.68	1.02	83.32	74.28	0.73	1.7	<b>5.6</b>
Seventh	R4	W6-L	LKD	17.88	0.68	1.38	49.26	102.32	0.72	0.4	
		W6-U	LKD	23.35	0.68	2.28	58.30	102.32	0.72	1.8	
		W7-L	LKD	36.17	0.68	0.62	81.74	102.32	0.72	0.3	
		W7-U	LKD	35.83	0.68	1.02	81.03	102.32	0.72	1.1	
		W8-L	LKD	37.22	0.68	1.08	84.09	102.32	0.72	0.5	
		W8-U	LKD	36.72	0.68	1.78	82.96	102.32	0.72	2.0	<b>6.2</b>
Seventh	R5	W9-L	Bedroom	36.93	0.68	1.08	83.44	54.65	0.74	1.0	
		W9-U	Bedroom	36.51	0.68	1.78	82.50	54.65	0.74	4.0	<b>5.0</b>
Seventh	R6	W10-L	Bedroom	36.54	0.68	1.08	82.57	54.67	0.74	1.0	
		W10-U	Bedroom	36.24	0.68	1.78	81.90	54.67	0.74	3.9	<b>4.9</b>
Seventh	R7	W11-L	Living Room	36.06	0.68	1.08	81.50	70.70	0.73	0.7	
		W11-U	Living Room	35.90	0.68	1.78	81.17	70.70	0.73	2.9	
		W12-L	Living Room	16.66	0.68	0.62	47.22	70.70	0.73	0.2	
		W12-U	Living Room	16.96	0.68	1.02	47.73	70.70	0.73	1.0	<b>4.9</b>
Seventh	R8	W13-L	Bedroom	28.11	0.68	1.08	66.33	54.00	0.74	0.8	
		W13-U	Bedroom	28.63	0.68	1.78	67.23	54.00	0.74	3.3	<b>4.1</b>
<b>BLOCK G</b>											
First	R1	W1-L	LKD	21.06	0.68	0.51	54.52	97.61	0.72	0.2	
		W1-U	LKD	21.34	0.68	1.13	54.98	97.61	0.72	0.9	
		W2-L	LKD	14.61	0.68	1.14	43.72	97.61	0.72	0.3	
		W2-U	LKD	6.55	0.68	2.52	28.17	97.61	0.72	1.0	
		W3-L	LKD	16.46	0.68	0.89	46.88	97.61	0.72	0.2	
		W3-U	LKD	16.49	0.68	1.97	46.93	97.61	0.72	1.3	<b>3.9</b>
First	R2	W4-L	Bedroom	13.61	0.68	0.51	42.00	62.17	0.73	0.2	
		W4-U	Bedroom	13.78	0.68	1.13	42.30	62.17	0.73	1.1	
		W5-L	Bedroom	15.45	0.68	0.89	45.17	62.17	0.73	0.4	
		W5-U	Bedroom	15.39	0.68	1.97	45.07	62.17	0.73	2.1	<b>3.8</b>
First	R3	W6-L	Bedroom	9.49	0.68	0.89	34.36	52.32	0.74	0.3	
		W6-U	Bedroom	9.42	0.68	1.97	34.23	52.32	0.74	1.9	<b>2.3</b>
First	R4	W7-L	Bedroom	7.36	0.68	0.89	29.98	55.18	0.74	0.3	
		W7-U	Bedroom	7.48	0.68	1.97	30.25	55.18	0.74	1.6	<b>1.9</b>
First	R5	W8-L	Living Room	3.75	0.68	1.64	21.18	95.26	0.72	0.2	
		W8-U	Living Room	0.96	0.68	3.64	10.63	95.26	0.72	0.6	

Floor	Room ID	Window ID	Room Use	VSC	Win. Trans.	Glazing Area	Theta	Room Area	Room	ADF	TOTAL ADF
		W9-L	Living Room	8.03	0.68	0.51	31.41	95.26	0.72	0.1	<b>1.4</b>
		W9-U	Living Room	8.19	0.68	1.13	31.73	95.26	0.72	0.5	
First	R6	W10-L	Bedroom	4.64	0.68	0.89	23.56	63.03	0.73	0.2	<b>1.3</b>
		W10-U	Bedroom	4.94	0.68	1.97	24.32	63.03	0.73	1.1	
First	R7	W11-L	Bedroom	6.95	0.68	0.89	29.08	53.65	0.74	0.3	<b>1.9</b>
		W11-U	Bedroom	6.94	0.68	1.97	29.05	53.65	0.74	1.6	
First	R8	W12-L	Bedroom	16.25	0.68	0.89	46.53	62.54	0.73	0.4	<b>2.5</b>
		W12-U	Bedroom	16.51	0.68	1.97	46.97	62.54	0.73	2.2	
First	R9	W13-L	LKD	13.15	0.68	1.65	41.17	108.98	0.72	0.3	<b>6.4</b>
		W13-U	LKD	7.77	0.68	3.64	30.85	108.98	0.72	1.4	
		W14-L	LKD	33.47	0.68	0.89	76.17	108.98	0.72	0.3	
		W14-U	LKD	34.01	0.68	1.97	77.23	108.98	0.72	2.0	
		W15-L	LKD	33.05	0.68	0.89	75.33	108.98	0.72	0.3	
		W15-U	LKD	33.43	0.68	1.97	76.07	108.98	0.72	1.9	
First	R10	W16-L	Bedroom	31.26	0.68	0.89	71.95	62.07	0.73	0.6	<b>4.0</b>
		W16-U	Bedroom	31.31	0.68	1.97	72.04	62.07	0.73	3.4	
First	R11	W17-L	Living Room	25.03	0.68	1.14	61.09	66.31	0.73	0.6	<b>4.6</b>
		W17-U	Living Room	14.63	0.68	2.52	43.77	66.31	0.73	2.4	
		W18-L	Living Room	20.35	0.68	0.51	53.35	66.31	0.73	0.2	
		W18-U	Living Room	20.87	0.68	1.13	54.20	66.31	0.73	1.3	
First	R12	W19-L	Living Room	18.68	0.68	0.51	50.58	77.41	0.73	0.2	<b>3.4</b>
		W19-U	Living Room	18.62	0.68	1.13	50.49	77.41	0.73	1.1	
		W20-L	Living Room	12.83	0.68	1.64	40.60	77.41	0.73	0.5	
		W20-U	Living Room	4.80	0.68	3.64	23.99	77.41	0.73	1.6	
First	R13	W21-L	Bedroom	29.46	0.68	0.89	68.70	55.29	0.74	0.7	<b>4.3</b>
		W21-U	Bedroom	29.87	0.68	1.97	69.43	55.29	0.74	3.7	
First	R14	W22-L	Bedroom	30.01	0.68	0.89	69.68	52.31	0.74	0.7	<b>4.7</b>
		W22-U	Bedroom	30.50	0.68	1.97	70.57	52.31	0.74	4.0	
First	R15	W23-L	Bedroom	29.26	0.68	0.89	68.35	55.07	0.74	0.7	<b>4.3</b>
		W23-U	Bedroom	29.44	0.68	1.97	68.66	55.07	0.74	3.6	
First	R16	W24-L	Living Room	24.51	0.68	1.14	60.21	65.66	0.73	0.6	<b>4.5</b>
		W24-U	Living Room	13.98	0.68	2.52	42.64	65.66	0.73	2.4	
		W25-L	Living Room	19.14	0.68	0.51	51.35	65.66	0.73	0.2	
		W25-U	Living Room	19.06	0.68	1.12	51.21	65.66	0.73	1.3	
First	R17	W26-L	Bedroom	26.20	0.68	0.89	63.05	44.10	0.74	0.8	<b>5.0</b>
		W26-U	Bedroom	26.40	0.68	1.97	63.39	44.10	0.74	4.3	
First	R18	W27-L	Bedroom	31.30	0.68	0.89	72.01	43.56	0.74	0.9	<b>7.4</b>
		W27-U	Bedroom	31.57	0.68	1.97	72.52	43.56	0.74	5.0	
		W28-L	Bedroom	12.77	0.68	0.51	40.49	43.56	0.74	0.3	
		W28-U	Bedroom	8.04	0.68	1.13	31.42	43.56	0.74	1.2	
First	R19	W29-L	LKD	20.10	0.68	1.14	52.93	104.38	0.72	0.3	<b>4.6</b>
		W29-U	LKD	10.68	0.68	2.52	36.65	104.38	0.72	1.3	
		W30-L	LKD	26.36	0.68	0.89	63.33	104.38	0.72	0.3	
		W30-U	LKD	26.35	0.68	1.97	63.31	104.38	0.72	1.7	
		W31-L	LKD	24.23	0.68	0.51	59.75	104.38	0.72	0.2	
		W31-U	LKD	24.38	0.68	1.13	60.00	104.38	0.72	0.9	
Second	R1	W1-L	LKD	16.42	0.68	1.14	46.82	104.46	0.72	0.1	<b>3.4</b>
		W1-U	LKD	7.19	0.68	2.52	29.60	104.46	0.72	1.0	
		W2-L	LKD	17.52	0.68	0.89	48.67	104.46	0.72	0.1	
		W2-U	LKD	17.54	0.68	1.97	48.70	104.46	0.72	1.3	
		W35-L	LKD	22.72	0.68	0.51	57.24	104.46	0.72	0.1	
		W35-U	LKD	22.88	0.68	1.13	57.52	104.46	0.72	0.9	
Second	R2	W3-L	Bedroom	14.75	0.68	0.51	43.97	43.56	0.74	0.1	<b>5.3</b>
		W3-U	Bedroom	14.96	0.68	1.13	44.33	43.56	0.74	1.7	
		W4-L	Bedroom	16.58	0.68	0.89	47.08	43.56	0.74	0.2	
		W4-U	Bedroom	16.60	0.68	1.97	47.11	43.56	0.74	3.2	
Second	R3	W5-L	Bedroom	14.23	0.68	0.89	43.08	43.99	0.74	0.2	<b>3.1</b>
		W5-U	Bedroom	14.30	0.68	1.97	43.20	43.99	0.74	2.9	

Floor	Room ID	Window ID	Room Use	VSC	Win. Trans.	Glazing Area	Theta	Room Area	Room	ADF	TOTAL ADF
Second	R4	W6-L	Living Room	14.00	0.68	0.51	42.67	64.46	0.73	0.1	<b>2.5</b>
		W6-U	Living Room	14.08	0.68	1.13	42.81	64.46	0.73	1.1	
		W7-L	Living Room	8.68	0.68	1.14	32.74	64.46	0.73	0.1	
		W7-U	Living Room	3.54	0.68	2.52	20.55	64.46	0.73	1.2	
Second	R5	W8-L	Bedroom	10.92	0.68	0.89	37.10	53.07	0.74	0.1	<b>2.2</b>
		W8-U	Bedroom	10.67	0.68	1.97	36.62	53.07	0.74	2.0	
Second	R6	W9-L	Bedroom	10.60	0.68	0.89	36.49	52.32	0.74	0.1	<b>2.2</b>
		W9-U	Bedroom	10.52	0.68	1.97	36.34	52.32	0.74	2.0	
Second	R7	W10-L	Bedroom	8.21	0.68	0.89	31.78	55.18	0.74	0.1	<b>1.8</b>
		W10-U	Bedroom	8.25	0.68	1.97	31.85	55.18	0.74	1.7	
Second	R8	W11-L	Living Room	4.54	0.68	1.64	23.30	95.26	0.72	0.1	<b>1.3</b>
		W11-U	Living Room	1.09	0.68	3.64	11.30	95.26	0.72	0.6	
		W12-L	Living Room	9.08	0.68	0.51	33.54	95.26	0.72	0.0	
		W12-U	Living Room	9.28	0.68	1.13	33.95	95.26	0.72	0.6	
Second	R9	W13-L	Bedroom	5.64	0.68	0.89	26.05	63.03	0.73	0.1	<b>1.3</b>
		W13-U	Bedroom	6.09	0.68	1.97	27.12	63.03	0.73	1.2	
Second	R10	W14-L	Bedroom	8.27	0.68	0.89	31.91	53.65	0.74	0.1	<b>1.9</b>
		W14-U	Bedroom	8.36	0.68	1.97	32.09	53.65	0.74	1.7	
Second	R11	W15-L	Bedroom	18.08	0.68	0.89	49.59	62.54	0.73	0.2	<b>2.4</b>
		W15-U	Bedroom	18.22	0.68	1.97	49.83	62.54	0.73	2.3	
Second	R12	W16-L	LKD	15.40	0.68	1.64	45.09	103.07	0.72	0.2	<b>6.3</b>
		W16-U	LKD	8.42	0.68	3.64	32.21	103.07	0.72	1.6	
		W17-L	LKD	35.83	0.68	0.89	81.01	103.07	0.72	0.1	
		W17-U	LKD	35.82	0.68	1.97	81.00	103.07	0.72	2.2	
		W18-L	LKD	35.22	0.68	0.89	79.73	103.07	0.72	0.1	
		W18-U	LKD	35.33	0.68	1.97	79.95	103.07	0.72	2.1	
Second	R13	W19-L	Bedroom	33.48	0.68	0.89	76.18	62.07	0.73	0.2	<b>3.8</b>
		W19-U	Bedroom	33.36	0.68	1.97	75.94	62.07	0.73	3.5	
Second	R14	W20-L	Living Room	27.42	0.68	1.14	65.14	66.31	0.73	0.2	<b>4.4</b>
		W20-U	Living Room	16.91	0.68	2.52	47.64	66.31	0.73	2.6	
		W21-L	Living Room	22.68	0.68	0.51	57.19	66.31	0.73	0.1	
		W21-U	Living Room	23.18	0.68	1.13	58.00	66.31	0.73	1.4	
Second	R15	W22-L	Living Room	19.49	0.68	0.51	51.93	77.41	0.73	0.1	<b>3.4</b>
		W22-U	Living Room	19.38	0.68	1.13	51.75	77.41	0.73	1.1	
		W23-L	Living Room	15.46	0.68	1.64	45.18	77.41	0.73	0.2	
		W23-U	Living Room	7.43	0.68	3.64	30.12	77.41	0.73	2.0	
Second	R16	W24-L	Bedroom	32.45	0.68	0.89	74.17	55.29	0.74	0.3	<b>4.2</b>
		W24-U	Bedroom	32.81	0.68	1.97	74.86	55.29	0.74	3.9	
Second	R17	W25-L	Bedroom	32.86	0.68	0.89	74.98	52.31	0.74	0.3	<b>4.5</b>
		W25-U	Bedroom	33.30	0.68	1.97	75.82	52.31	0.74	4.2	
Second	R18	W26-L	Bedroom	31.95	0.68	0.89	73.24	55.07	0.74	0.3	<b>4.1</b>
		W26-U	Bedroom	32.06	0.68	1.97	73.43	55.07	0.74	3.9	
Second	R19	W27-L	Living Room	27.00	0.68	1.14	64.42	65.66	0.73	0.2	<b>4.2</b>
		W27-U	Living Room	16.38	0.68	2.52	46.75	65.66	0.73	2.6	
		W28-L	Living Room	19.41	0.68	0.51	51.80	65.66	0.73	0.1	
		W28-U	Living Room	19.21	0.68	1.12	51.46	65.66	0.73	1.3	
Second	R20	W29-L	Bedroom	28.10	0.68	0.89	66.30	44.10	0.74	0.3	<b>4.8</b>
		W29-U	Bedroom	28.11	0.68	1.97	66.32	44.10	0.74	4.5	
Second	R21	W30-L	Bedroom	33.28	0.68	0.89	75.79	43.56	0.74	0.4	<b>6.9</b>
		W30-U	Bedroom	33.43	0.68	1.97	76.07	43.56	0.74	5.2	
		W31-L	Bedroom	13.02	0.68	0.51	40.94	43.56	0.74	0.1	
		W31-U	Bedroom	8.19	0.68	1.13	31.74	43.56	0.74	1.2	
Second	R22	W32-L	LKD	0.00	0.68	1.14	0.00	104.40	0.72	0.0	<b>1.8</b>
		W32-U	LKD	0.00	0.68	2.52	0.00	104.40	0.72	0.0	
		W33-L	LKD	27.93	0.68	0.89	66.01	104.40	0.72	0.1	
		W33-U	LKD	27.88	0.68	1.97	65.93	104.40	0.72	1.8	

Floor	Room ID	Window ID	Room Use	VSC	Win. Trans.	Glazing Area	Theta	Room Area	Room	ADF	TOTAL ADF
		W34-L	LKD	25.87	0.68	0.51	62.49	104.40	0.72	0.1	
		W34-U	LKD	26.04	0.68	1.13	62.79	104.40	0.72	1.0	<b>2.9</b>
Third	R1	W1-L	LKD	18.29	0.68	1.14	49.94	104.46	0.72	0.1	
		W1-U	LKD	7.87	0.68	2.52	31.07	104.46	0.72	1.1	
		W2-L	LKD	18.59	0.68	0.89	50.44	104.46	0.72	0.1	
		W2-U	LKD	18.63	0.68	1.97	50.51	104.46	0.72	1.3	
		W35-L	LKD	24.39	0.68	0.51	60.01	104.46	0.72	0.1	
		W35-U	LKD	24.45	0.68	1.13	60.12	104.46	0.72	0.9	<b>3.6</b>
Third	R2	W3-L	Bedroom	15.93	0.68	0.51	46.00	43.56	0.74	0.1	
		W3-U	Bedroom	16.15	0.68	1.13	46.35	43.56	0.74	1.8	
		W4-L	Bedroom	17.76	0.68	0.89	49.06	43.56	0.74	0.2	
		W4-U	Bedroom	17.84	0.68	1.97	49.20	43.56	0.74	3.4	<b>5.5</b>
Third	R3	W5-L	Bedroom	15.20	0.68	0.89	44.74	43.99	0.74	0.2	
		W5-U	Bedroom	15.29	0.68	1.97	44.90	43.99	0.74	3.0	<b>3.2</b>
Third	R4	W6-L	Living Room	14.82	0.68	0.51	44.09	64.46	0.73	0.1	
		W6-U	Living Room	14.89	0.68	1.13	44.21	64.46	0.73	1.1	
		W7-L	Living Room	9.58	0.68	1.14	34.53	64.46	0.73	0.1	
		W7-U	Living Room	4.15	0.68	2.52	22.27	64.46	0.73	1.3	<b>2.6</b>
Third	R5	W8-L	Bedroom	12.16	0.68	0.89	39.39	53.07	0.74	0.1	
		W8-U	Bedroom	11.88	0.68	1.97	38.88	53.07	0.74	2.1	<b>2.3</b>
Third	R6	W9-L	Bedroom	11.83	0.68	0.89	38.79	52.32	0.74	0.1	
		W9-U	Bedroom	11.79	0.68	1.97	38.72	52.32	0.74	2.2	<b>2.3</b>
Third	R7	W10-L	Bedroom	9.19	0.68	0.89	33.76	55.18	0.74	0.1	
		W10-U	Bedroom	9.09	0.68	1.97	33.56	55.18	0.74	1.8	<b>1.9</b>
Third	R8	W11-L	Living Room	5.38	0.68	1.64	25.42	95.26	0.72	0.1	
		W11-U	Living Room	1.42	0.68	3.64	12.83	95.26	0.72	0.7	
		W12-L	Living Room	10.24	0.68	0.51	35.81	95.26	0.72	0.0	
		W12-U	Living Room	10.48	0.68	1.13	36.27	95.26	0.72	0.6	<b>1.4</b>
Third	R9	W13-L	Bedroom	6.92	0.68	0.89	29.01	63.03	0.73	0.1	
		W13-U	Bedroom	7.42	0.68	1.97	30.10	63.03	0.73	1.4	<b>1.5</b>
Third	R10	W14-L	Bedroom	9.87	0.68	0.89	35.09	53.65	0.74	0.1	
		W14-U	Bedroom	10.07	0.68	1.97	35.47	53.65	0.74	1.9	<b>2.1</b>
Third	R11	W15-L	Bedroom	19.89	0.68	0.89	52.58	62.54	0.73	0.2	
		W15-U	Bedroom	20.07	0.68	1.97	52.88	62.54	0.73	2.4	<b>2.6</b>
Third	R12	W16-L	LKD	16.85	0.68	1.64	47.53	103.07	0.72	0.2	
		W16-U	LKD	8.63	0.68	3.64	32.63	103.07	0.72	1.6	
		W17-L	LKD	37.31	0.68	0.89	84.30	103.07	0.72	0.2	
		W17-U	LKD	37.14	0.68	1.97	83.91	103.07	0.72	2.2	
		W18-L	LKD	36.89	0.68	0.89	83.33	103.07	0.72	0.2	
		W18-U	LKD	36.81	0.68	1.97	83.17	103.07	0.72	2.2	<b>6.5</b>
Third	R13	W19-L	Bedroom	35.31	0.68	0.89	79.91	62.07	0.73	0.3	
		W19-U	Bedroom	35.03	0.68	1.97	79.31	62.07	0.73	3.7	<b>3.9</b>
Third	R14	W20-L	Living Room	29.49	0.68	1.14	68.75	66.31	0.73	0.3	
		W20-U	Living Room	18.84	0.68	2.52	50.85	66.31	0.73	2.8	
		W21-L	Living Room	24.89	0.68	0.51	60.85	66.31	0.73	0.1	
		W21-U	Living Room	25.30	0.68	1.13	61.53	66.31	0.73	1.5	<b>4.7</b>
Third	R15	W22-L	Living Room	20.14	0.68	0.51	53.01	77.41	0.73	0.1	
		W22-U	Living Room	19.98	0.68	1.13	52.75	77.41	0.73	1.1	
		W23-L	Living Room	18.02	0.68	1.64	49.49	77.41	0.73	0.2	
		W23-U	Living Room	9.91	0.68	3.64	35.18	77.41	0.73	2.4	<b>3.8</b>
Third	R16	W24-L	Bedroom	35.22	0.68	0.89	79.73	55.29	0.74	0.3	
		W24-U	Bedroom	35.49	0.68	1.97	80.28	55.29	0.74	4.2	<b>4.5</b>
Third	R17	W25-L	Bedroom	35.49	0.68	0.89	80.29	52.31	0.74	0.3	
		W25-U	Bedroom	35.82	0.68	1.97	81.00	52.31	0.74	4.5	<b>4.8</b>
Third	R18	W26-L	Bedroom	34.38	0.68	0.89	77.97	55.07	0.74	0.3	
		W26-U	Bedroom	34.38	0.68	1.97	77.98	55.07	0.74	4.1	<b>4.4</b>

Floor	Room ID	Window ID	Room Use	VSC	Win. Trans.	Glazing Area	Theta	Room Area	Room	ADF	TOTAL ADF
Third	R19	W27-L	Living Room	29.19	0.68	1.14	68.22	65.66	0.73	0.3	<b>4.4</b>
		W27-U	Living Room	18.48	0.68	2.52	50.27	65.66	0.73	2.8	
		W28-L	Living Room	19.53	0.68	0.51	52.00	65.66	0.73	0.1	
		W28-U	Living Room	19.31	0.68	1.12	51.64	65.66	0.73	1.3	
Third	R20	W29-L	Bedroom	29.70	0.68	0.89	69.11	44.10	0.74	0.3	<b>5.0</b>
		W29-U	Bedroom	29.63	0.68	1.97	68.99	44.10	0.74	4.7	
Third	R21	W30-L	Bedroom	34.94	0.68	0.89	79.14	43.56	0.74	0.4	<b>7.1</b>
		W30-U	Bedroom	34.99	0.68	1.97	79.25	43.56	0.74	5.4	
		W31-L	Bedroom	13.44	0.68	0.51	41.69	43.56	0.74	0.1	
		W31-U	Bedroom	8.19	0.68	1.13	31.74	43.56	0.74	1.2	
Third	R22	W32-L	LKD	0.00	0.68	1.14	0.00	104.40	0.72	0.0	<b>3.0</b>
		W32-U	LKD	0.00	0.68	2.52	0.00	104.40	0.72	0.0	
		W33-L	LKD	29.49	0.68	0.89	68.75	104.40	0.72	0.1	
		W33-U	LKD	29.48	0.68	1.97	68.73	104.40	0.72	1.8	
		W34-L	LKD	27.53	0.68	0.51	65.33	104.40	0.72	0.1	
		W34-U	LKD	27.76	0.68	1.13	65.71	104.40	0.72	1.0	
Fourth	R1	W1-L	LKD	20.31	0.68	1.14	53.29	104.46	0.72	0.1	<b>3.8</b>
		W1-U	LKD	9.58	0.68	2.52	34.52	104.46	0.72	1.2	
		W2-L	LKD	19.74	0.68	0.89	52.34	104.46	0.72	0.1	
		W2-U	LKD	19.81	0.68	1.97	52.46	104.46	0.72	1.4	
		W35-L	LKD	26.23	0.68	0.51	63.10	104.46	0.72	0.1	
		W35-U	LKD	26.21	0.68	1.13	63.06	104.46	0.72	1.0	
Fourth	R2	W3-L	Bedroom	17.16	0.68	0.51	48.06	43.56	0.74	0.1	<b>5.8</b>
		W3-U	Bedroom	17.39	0.68	1.13	48.44	43.56	0.74	1.9	
		W4-L	Bedroom	19.05	0.68	0.89	51.20	43.56	0.74	0.2	
		W4-U	Bedroom	19.20	0.68	1.97	51.45	43.56	0.74	3.5	
Fourth	R3	W5-L	Bedroom	16.32	0.68	0.89	46.65	43.99	0.74	0.2	<b>3.4</b>
		W5-U	Bedroom	16.36	0.68	1.97	46.71	43.99	0.74	3.2	
Fourth	R4	W6-L	Living Room	15.63	0.68	0.51	45.48	64.46	0.73	0.1	<b>2.8</b>
		W6-U	Living Room	15.71	0.68	1.13	45.62	64.46	0.73	1.2	
		W7-L	Living Room	10.59	0.68	1.14	36.48	64.46	0.73	0.1	
		W7-U	Living Room	4.92	0.68	2.52	24.29	64.46	0.73	1.4	
Fourth	R5	W8-L	Bedroom	13.56	0.68	0.89	41.90	53.07	0.74	0.2	<b>2.4</b>
		W8-U	Bedroom	13.28	0.68	1.97	41.41	53.07	0.74	2.3	
Fourth	R6	W9-L	Bedroom	13.12	0.68	0.89	41.13	52.32	0.74	0.2	<b>2.5</b>
		W9-U	Bedroom	13.21	0.68	1.97	41.29	52.32	0.74	2.3	
Fourth	R7	W10-L	Bedroom	10.33	0.68	0.89	35.98	55.18	0.74	0.1	<b>2.0</b>
		W10-U	Bedroom	10.10	0.68	1.97	35.53	55.18	0.74	1.9	
Fourth	R8	W11-L	Living Room	6.24	0.68	1.64	27.46	95.26	0.72	0.1	<b>1.7</b>
		W11-U	Living Room	2.17	0.68	3.64	15.98	95.26	0.72	0.9	
		W12-L	Living Room	11.57	0.68	0.51	38.32	95.26	0.72	0.0	
		W12-U	Living Room	11.88	0.68	1.13	38.90	95.26	0.72	0.7	
Fourth	R9	W13-L	Bedroom	8.47	0.68	0.89	32.32	63.03	0.73	0.1	<b>1.6</b>
		W13-U	Bedroom	8.93	0.68	1.97	33.25	63.03	0.73	1.5	
Fourth	R10	W14-L	Bedroom	11.81	0.68	0.89	38.76	53.65	0.74	0.1	<b>2.3</b>
		W14-U	Bedroom	12.10	0.68	1.97	39.30	53.65	0.74	2.1	
Fourth	R11	W15-L	Bedroom	22.07	0.68	0.89	56.18	62.54	0.73	0.2	<b>2.8</b>
		W15-U	Bedroom	22.37	0.68	1.97	56.67	62.54	0.73	2.6	
Fourth	R12	W16-L	LKD	18.48	0.68	1.64	50.27	103.07	0.72	0.2	<b>6.8</b>
		W16-U	LKD	9.28	0.68	3.64	33.95	103.07	0.72	1.7	
		W17-L	LKD	38.40	0.68	0.89	86.86	103.07	0.72	0.2	
		W17-U	LKD	38.08	0.68	1.97	86.09	103.07	0.72	2.3	
		W18-L	LKD	38.18	0.68	0.89	86.33	103.07	0.72	0.2	
		W18-U	LKD	37.93	0.68	1.97	85.73	103.07	0.72	2.3	
Fourth	R13	W19-L	Bedroom	36.80	0.68	0.89	83.13	62.07	0.73	0.3	<b>4.1</b>
		W19-U	Bedroom	36.30	0.68	1.97	82.04	62.07	0.73	3.8	
Fourth	R14	W20-L	Living Room	31.16	0.68	1.14	71.77	66.31	0.73	0.3	<b>3.0</b>
		W20-U	Living Room	20.31	0.68	2.52	53.29	66.31	0.73	3.0	

Floor	Room ID	Window ID	Room Use	VSC	Win. Trans.	Glazing Area	Theta	Room Area	Room	ADF	TOTAL ADF
		W21-L	Living Room	26.81	0.68	0.51	64.08	66.31	0.73	0.1	
		W21-U	Living Room	27.00	0.68	1.13	64.42	66.31	0.73	1.6	<b>4.9</b>
Fourth	R15	W22-L	Living Room	20.77	0.68	0.51	54.03	77.41	0.73	0.1	
		W22-U	Living Room	20.66	0.68	1.13	53.86	77.41	0.73	1.1	
		W23-L	Living Room	20.32	0.68	1.64	53.30	77.41	0.73	0.2	
		W23-U	Living Room	12.00	0.68	3.64	39.11	77.41	0.73	2.6	<b>4.1</b>
Fourth	R16	W24-L	Bedroom	37.69	0.68	0.89	85.16	55.29	0.74	0.3	
		W24-U	Bedroom	37.70	0.68	1.97	85.19	55.29	0.74	4.5	<b>4.8</b>
Fourth	R17	W25-L	Bedroom	37.82	0.68	0.89	85.48	52.31	0.74	0.3	
		W25-U	Bedroom	37.91	0.68	1.97	85.69	52.31	0.74	4.8	<b>5.1</b>
Fourth	R18	W26-L	Bedroom	36.52	0.68	0.89	82.53	55.07	0.74	0.3	
		W26-U	Bedroom	36.32	0.68	1.97	82.07	55.07	0.74	4.3	<b>4.6</b>
Fourth	R19	W27-L	Living Room	31.13	0.68	1.14	71.70	65.66	0.73	0.3	
		W27-U	Living Room	20.23	0.68	2.52	53.15	65.66	0.73	3.0	
		W28-L	Living Room	19.61	0.68	0.51	52.13	65.66	0.73	0.1	
		W28-U	Living Room	19.44	0.68	1.12	51.85	65.66	0.73	1.3	<b>4.6</b>
Fourth	R20	W29-L	Bedroom	31.12	0.68	0.89	71.69	44.10	0.74	0.3	
		W29-U	Bedroom	30.92	0.68	1.97	71.33	44.10	0.74	4.8	<b>5.1</b>
Fourth	R21	W30-L	Bedroom	36.43	0.68	0.89	82.33	43.56	0.74	0.4	
		W30-U	Bedroom	36.34	0.68	1.97	82.12	43.56	0.74	5.6	
		W31-L	Bedroom	13.92	0.68	0.51	42.53	43.56	0.74	0.1	
		W31-U	Bedroom	8.19	0.68	1.13	31.74	43.56	0.74	1.2	<b>7.4</b>
Fourth	R22	W32-L	LKD	0.00	0.68	1.14	0.00	104.40	0.72	0.0	
		W32-U	LKD	0.00	0.68	2.52	0.00	104.40	0.72	0.0	
		W33-L	LKD	31.23	0.68	0.89	71.89	104.40	0.72	0.1	
		W33-U	LKD	31.26	0.68	1.97	71.95	104.40	0.72	1.9	
		W34-L	LKD	29.33	0.68	0.51	68.47	104.40	0.72	0.1	
		W34-U	LKD	29.66	0.68	1.13	69.05	104.40	0.72	1.1	<b>3.2</b>
Fifth	R1	W1-L	LKD	22.50	0.68	1.14	56.88	104.46	0.72	0.1	
		W1-U	LKD	11.79	0.68	2.52	38.71	104.46	0.72	1.3	
		W2-L	LKD	20.99	0.68	0.89	54.40	104.46	0.72	0.1	
		W2-U	LKD	21.10	0.68	1.97	54.58	104.46	0.72	1.5	
		W35-L	LKD	28.25	0.68	0.51	66.58	104.46	0.72	0.1	
		W35-U	LKD	28.08	0.68	1.13	66.28	104.46	0.72	1.0	<b>4.1</b>
Fifth	R2	W3-L	Bedroom	18.43	0.68	0.51	50.18	43.56	0.74	0.1	
		W3-U	Bedroom	18.66	0.68	1.13	50.55	43.56	0.74	2.0	
		W4-L	Bedroom	20.62	0.68	0.89	53.79	43.56	0.74	0.2	
		W4-U	Bedroom	20.75	0.68	1.97	54.00	43.56	0.74	3.7	<b>6.1</b>
Fifth	R3	W5-L	Bedroom	17.64	0.68	0.89	48.86	43.99	0.74	0.2	
		W5-U	Bedroom	17.59	0.68	1.97	48.78	43.99	0.74	3.3	<b>3.5</b>
Fifth	R4	W6-L	Living Room	16.47	0.68	0.51	46.90	64.46	0.73	0.1	
		W6-U	Living Room	16.54	0.68	1.13	47.02	64.46	0.73	1.2	
		W7-L	Living Room	11.80	0.68	1.14	38.73	64.46	0.73	0.1	
		W7-U	Living Room	5.75	0.68	2.52	26.32	64.46	0.73	1.5	<b>2.9</b>
Fifth	R5	W8-L	Bedroom	15.09	0.68	0.89	44.56	53.07	0.74	0.2	
		W8-U	Bedroom	14.83	0.68	1.97	44.12	53.07	0.74	2.4	<b>2.6</b>
Fifth	R6	W9-L	Bedroom	14.59	0.68	0.89	43.70	52.32	0.74	0.2	
		W9-U	Bedroom	14.76	0.68	1.97	43.98	52.32	0.74	2.5	<b>2.6</b>
Fifth	R7	W10-L	Bedroom	11.73	0.68	0.89	38.62	55.18	0.74	0.1	
		W10-U	Bedroom	11.33	0.68	1.97	37.87	55.18	0.74	2.0	<b>2.1</b>
Fifth	R8	W11-L	Living Room	7.21	0.68	1.64	29.65	95.26	0.72	0.1	
		W11-U	Living Room	3.08	0.68	3.64	19.15	95.26	0.72	1.0	
		W12-L	Living Room	13.16	0.68	0.51	41.19	95.26	0.72	0.0	
		W12-U	Living Room	13.59	0.68	1.13	41.97	95.26	0.72	0.7	<b>1.9</b>
Fifth	R9	W13-L	Bedroom	10.34	0.68	0.89	36.00	63.03	0.73	0.1	
		W13-U	Bedroom	10.76	0.68	1.97	36.80	63.03	0.73	1.7	<b>1.8</b>
Fifth	R10	W14-L	Bedroom	14.11	0.68	0.89	42.87	53.65	0.74	0.2	

Floor	Room ID	Window ID	Room Use	VSC	Win. Trans.	Glazing Area	Theta	Room Area	Room	ADF	TOTAL ADF
		W14-U	Bedroom	14.52	0.68	1.97	43.58	53.65	0.74	2.4	<b>2.5</b>
Fifth	R11	W15-L	Bedroom	24.91	0.68	0.89	60.87	62.54	0.73	0.2	
		W15-U	Bedroom	25.42	0.68	1.97	61.74	62.54	0.73	2.8	<b>3.0</b>
Fifth	R12	W16-L	LKD	20.45	0.68	1.64	53.51	103.07	0.72	0.2	
		W16-U	LKD	11.12	0.68	3.64	37.48	103.07	0.72	1.9	
		W17-L	LKD	38.72	0.68	0.89	87.66	103.07	0.72	0.2	
		W17-U	LKD	38.10	0.68	1.97	86.15	103.07	0.72	2.3	
		W18-L	LKD	38.63	0.68	0.89	87.44	103.07	0.72	0.2	
		W18-U	LKD	38.05	0.68	1.97	86.01	103.07	0.72	2.3	<b>7.0</b>
Fifth	R13	W19-L	Bedroom	37.56	0.68	0.89	84.87	62.07	0.73	0.3	
		W19-U	Bedroom	36.88	0.68	1.97	83.33	62.07	0.73	3.9	<b>4.2</b>
Fifth	R14	W20-L	Living Room	31.67	0.68	1.14	72.70	66.31	0.73	0.3	
		W20-U	Living Room	20.35	0.68	2.52	53.34	66.31	0.73	3.0	
		W21-L	Living Room	27.40	0.68	0.51	65.10	66.31	0.73	0.1	
		W21-U	Living Room	27.05	0.68	1.13	64.50	66.31	0.73	1.6	<b>4.9</b>
Fifth	R15	W22-L	Living Room	21.51	0.68	0.51	55.26	77.41	0.73	0.1	
		W22-U	Living Room	21.49	0.68	1.13	55.22	77.41	0.73	1.2	
		W23-L	Living Room	21.02	0.68	1.64	54.45	77.41	0.73	0.2	
		W23-U	Living Room	12.03	0.68	3.64	39.17	77.41	0.73	2.6	<b>4.1</b>
Fifth	R16	W24-L	Bedroom	38.42	0.68	0.89	86.92	55.29	0.74	0.3	
		W24-U	Bedroom	37.73	0.68	1.97	85.27	55.29	0.74	4.5	<b>4.8</b>
Fifth	R17	W25-L	Bedroom	38.54	0.68	0.89	87.20	52.31	0.74	0.3	
		W25-U	Bedroom	37.95	0.68	1.97	85.77	52.31	0.74	4.8	<b>5.1</b>
Fifth	R18	W26-L	Bedroom	37.19	0.68	0.89	84.01	55.07	0.74	0.3	
		W26-U	Bedroom	36.35	0.68	1.97	82.14	55.07	0.74	4.3	<b>4.6</b>
Fifth	R19	W27-L	Living Room	31.72	0.68	1.14	72.79	65.66	0.73	0.3	
		W27-U	Living Room	20.26	0.68	2.52	53.20	65.66	0.73	3.0	
		W28-L	Living Room	19.71	0.68	0.51	52.29	65.66	0.73	0.1	
		W28-U	Living Room	19.57	0.68	1.12	52.06	65.66	0.73	1.3	<b>4.6</b>
Fifth	R20	W29-L	Bedroom	31.60	0.68	0.89	72.58	44.10	0.74	0.3	
		W29-U	Bedroom	31.00	0.68	1.97	71.47	44.10	0.74	4.8	<b>5.2</b>
Fifth	R21	W30-L	Bedroom	36.96	0.68	0.89	83.51	43.56	0.74	0.4	
		W30-U	Bedroom	36.46	0.68	1.97	82.38	43.56	0.74	5.6	
		W31-L	Bedroom	14.42	0.68	0.51	43.40	43.56	0.74	0.1	
		W31-U	Bedroom	8.53	0.68	1.13	32.43	43.56	0.74	1.3	<b>7.4</b>
Fifth	R22	W32-L	LKD	0.00	0.68	1.14	0.00	104.40	0.72	0.0	
		W32-U	LKD	0.00	0.68	2.52	0.00	104.40	0.72	0.0	
		W33-L	LKD	33.10	0.68	0.89	75.43	104.40	0.72	0.1	
		W33-U	LKD	33.14	0.68	1.97	75.52	104.40	0.72	2.0	
		W34-L	LKD	31.29	0.68	0.51	72.00	104.40	0.72	0.1	
		W34-U	LKD	31.67	0.68	1.13	72.71	104.40	0.72	1.1	<b>3.3</b>
Sixth	R1	W1-L	LKD	24.23	0.68	1.38	59.75	97.62	0.72	0.5	
		W1-U	LKD	12.91	0.68	2.28	40.75	97.62	0.72	1.3	
		W2-L	LKD	22.39	0.68	1.08	56.70	97.62	0.72	0.4	
		W2-U	LKD	22.38	0.68	1.78	56.69	97.62	0.72	1.5	
		W34-L	LKD	30.34	0.68	0.62	70.27	97.62	0.72	0.3	
		W34-U	LKD	29.93	0.68	1.02	69.53	97.62	0.72	1.0	<b>4.9</b>
Sixth	R2	W3-L	Bedroom	19.78	0.68	0.62	52.40	43.56	0.74	0.5	
		W3-U	Bedroom	19.89	0.68	1.02	52.59	43.56	0.74	1.9	
		W4-L	Bedroom	22.51	0.68	1.08	56.89	43.56	0.74	0.9	
		W4-U	Bedroom	22.44	0.68	1.78	56.79	43.56	0.74	3.5	<b>6.7</b>
Sixth	R3	W5-L	Bedroom	19.13	0.68	1.08	51.33	43.99	0.74	0.8	
		W5-U	Bedroom	18.97	0.68	1.78	51.07	43.99	0.74	3.1	<b>3.9</b>
Sixth	R4	W6-L	Living Room	17.29	0.68	0.62	48.28	64.46	0.73	0.3	
		W6-U	Living Room	17.26	0.68	1.02	48.23	64.46	0.73	1.1	
		W7-L	Living Room	12.83	0.68	1.38	40.61	64.46	0.73	0.5	
		W7-U	Living Room	5.94	0.68	2.28	26.77	64.46	0.73	1.4	<b>3.3</b>
Sixth	R5	W8-L	Bedroom	16.82	0.68	1.08	47.49	53.07	0.74	0.6	

Floor	Room ID	Window ID	Room Use	VSC	Win. Trans.	Glazing Area	Theta	Room Area	Room	ADF	TOTAL ADF
		W8-U	Bedroom	16.50	0.68	1.78	46.95	53.07	0.74	2.3	<b>2.9</b>
Sixth	R6	W9-L	Bedroom	16.45	0.68	1.08	46.87	52.32	0.74	0.6	
		W9-U	Bedroom	16.40	0.68	1.78	46.78	52.32	0.74	2.4	<b>2.9</b>
Sixth	R7	W10-L	Bedroom	13.41	0.68	1.08	41.65	55.18	0.74	0.5	
		W10-U	Bedroom	12.89	0.68	1.78	40.72	55.18	0.74	1.9	<b>2.4</b>
Sixth	R8	W11-L	Living Room	8.02	0.68	2.00	31.39	95.26	0.72	0.4	
		W11-U	Living Room	3.59	0.68	3.29	20.71	95.26	0.72	1.0	
		W12-L	Living Room	15.34	0.68	0.62	44.99	95.26	0.72	0.2	
		W12-U	Living Room	16.15	0.68	1.02	46.36	95.26	0.72	0.7	<b>2.3</b>
Sixth	R9	W13-L	Bedroom	12.57	0.68	1.08	40.14	63.03	0.73	0.4	
		W13-U	Bedroom	12.96	0.68	1.78	40.83	63.03	0.73	1.7	<b>2.1</b>
Sixth	R10	W14-L	Bedroom	16.87	0.68	1.08	47.57	53.65	0.74	0.6	
		W14-U	Bedroom	17.16	0.68	1.78	48.07	53.65	0.74	2.4	<b>2.9</b>
Sixth	R11	W15-L	Bedroom	28.39	0.68	1.08	66.80	62.54	0.73	0.7	
		W15-U	Bedroom	28.66	0.68	1.78	67.29	62.54	0.73	2.8	<b>3.5</b>
Sixth	R12	W16-L	LKD	31.07	0.68	1.95	71.60	107.83	0.72	0.7	
		W16-U	LKD	31.05	0.68	3.21	71.56	107.83	0.72	3.0	
		W17-L	LKD	38.71	0.68	1.08	87.65	107.83	0.72	0.5	
		W17-U	LKD	37.92	0.68	1.78	85.71	107.83	0.72	2.0	
		W18-L	LKD	38.71	0.68	1.08	87.65	107.83	0.72	0.5	
		W18-U	LKD	37.91	0.68	1.78	85.69	107.83	0.72	2.0	<b>8.7</b>
Sixth	R13	W19-L	Bedroom	38.71	0.68	1.08	87.65	62.07	0.73	0.9	
		W19-U	Bedroom	37.92	0.68	1.78	85.71	62.07	0.73	3.6	<b>4.5</b>
Sixth	R14	W20-L	Living Room	38.85	0.68	1.38	88.00	66.31	0.73	1.1	
		W20-U	Living Room	38.01	0.68	2.28	85.92	66.31	0.73	4.3	
		W21-L	Living Room	27.45	0.68	0.62	65.19	66.31	0.73	0.4	
		W21-U	Living Room	27.03	0.68	1.02	64.46	66.31	0.73	1.4	<b>7.2</b>
Sixth	R15	W22-L	Living Room	22.67	0.68	0.62	57.17	77.41	0.73	0.3	
		W22-U	Living Room	22.64	0.68	1.02	57.11	77.41	0.73	1.1	
		W23-L	Living Room	20.59	0.68	2.00	53.74	77.41	0.73	0.8	
		W23-U	Living Room	11.25	0.68	3.29	37.72	77.41	0.73	2.3	<b>4.4</b>
Sixth	R16	W24-L	Bedroom	38.41	0.68	1.08	86.89	55.29	0.74	1.0	
		W24-U	Bedroom	37.53	0.68	1.78	84.80	55.29	0.74	4.0	<b>5.0</b>
Sixth	R17	W25-L	Bedroom	38.57	0.68	1.08	87.29	52.31	0.74	1.1	
		W25-U	Bedroom	37.78	0.68	1.78	85.38	52.31	0.74	4.3	<b>5.4</b>
Sixth	R18	W26-L	Bedroom	37.21	0.68	1.08	84.07	55.07	0.74	1.0	
		W26-U	Bedroom	36.22	0.68	1.78	81.87	55.07	0.74	3.9	<b>4.9</b>
Sixth	R19	W27-L	Living Room	31.26	0.68	1.38	71.94	65.66	0.73	0.9	
		W27-U	Living Room	19.08	0.68	2.28	51.26	65.66	0.73	2.6	
		W28-L	Living Room	19.89	0.68	0.62	52.59	65.66	0.73	0.3	
		W28-U	Living Room	19.64	0.68	1.02	52.19	65.66	0.73	1.2	<b>4.9</b>
Sixth	R20	W29-L	Bedroom	31.70	0.68	1.08	72.77	44.10	0.74	1.1	
		W29-U	Bedroom	31.06	0.68	1.78	71.57	44.10	0.74	4.4	<b>5.4</b>
Sixth	R21	W30-L	Bedroom	37.16	0.68	1.08	83.95	43.56	0.74	1.3	
		W30-U	Bedroom	36.53	0.68	1.78	82.54	43.56	0.74	5.1	
		W31-L	Bedroom	14.62	0.68	0.62	43.75	43.56	0.74	0.4	
		W31-U	Bedroom	8.46	0.68	1.02	32.29	43.56	0.74	1.1	<b>7.9</b>
Sixth	R22	W32-L	LKD	35.01	0.68	1.08	79.29	97.57	0.72	0.5	
		W32-U	LKD	34.83	0.68	1.78	78.91	97.57	0.72	2.0	
		W33-L	LKD	33.37	0.68	0.62	75.95	97.57	0.72	0.3	
		W33-U	LKD	33.58	0.68	1.02	76.38	97.57	0.72	1.1	<b>3.9</b>
Seventh	R1	W1-L	LKD	26.15	0.68	1.38	62.96	104.45	0.72	0.5	
		W1-U	LKD	14.56	0.68	2.28	43.64	104.45	0.72	1.3	
		W2-L	LKD	23.80	0.68	1.08	59.04	104.45	0.72	0.3	
		W2-U	LKD	23.76	0.68	1.78	58.98	104.45	0.72	1.4	
		W28-L	LKD	32.75	0.68	0.62	74.76	104.45	0.72	0.3	
		W28-U	LKD	32.42	0.68	1.02	74.12	104.45	0.72	1.0	<b>4.8</b>



Floor	Room ID	Window ID	Room Use	VSC	Win. Trans.	Glazing Area	Theta	Room Area	Room	ADF	TOTAL ADF
Seventh	R2	W3-L	Bedroom	20.94	0.68	0.62	54.31	43.56	0.74	0.5	
		W3-U	Bedroom	20.96	0.68	1.02	54.35	43.56	0.74	1.9	
		W4-L	Bedroom	24.59	0.68	1.08	60.35	43.56	0.74	0.9	
		W4-U	Bedroom	24.56	0.68	1.78	60.30	43.56	0.74	3.7	<b>7.0</b>
Seventh	R3	W5-L	Bedroom	20.91	0.68	1.08	54.27	43.99	0.74	0.8	
		W5-U	Bedroom	21.01	0.68	1.78	54.43	43.99	0.74	3.3	<b>4.1</b>
Seventh	R4	W6-L	Living Room	18.06	0.68	0.62	49.57	67.22	0.73	0.3	
		W6-U	Living Room	18.05	0.68	1.02	49.55	67.22	0.73	1.1	
		W7-L	Living Room	14.50	0.68	1.38	43.54	67.22	0.73	0.5	
		W7-U	Living Room	6.73	0.68	2.28	28.57	67.22	0.73	1.4	<b>3.3</b>
Seventh	R5	W8-L	Bedroom	19.09	0.68	1.08	51.27	53.07	0.74	0.6	
		W8-U	Bedroom	18.99	0.68	1.78	51.11	53.07	0.74	2.5	<b>3.2</b>
Seventh	R6	W9-L	Bedroom	18.66	0.68	1.08	50.56	52.32	0.74	0.6	
		W9-U	Bedroom	18.70	0.68	1.78	50.62	52.32	0.74	2.6	<b>3.2</b>
Seventh	R7	W10-L	Bedroom	15.74	0.68	1.08	45.67	55.18	0.74	0.5	
		W10-U	Bedroom	16.03	0.68	1.78	46.15	55.18	0.74	2.2	<b>2.7</b>
Seventh	R8	W11-L	Living Room	9.04	0.68	2.00	33.47	95.26	0.72	0.4	
		W11-U	Living Room	4.44	0.68	3.29	23.04	95.26	0.72	1.1	
		W12-L	Living Room	21.72	0.68	0.62	55.60	95.26	0.72	0.2	
		W12-U	Living Room	33.44	0.68	1.02	76.09	95.26	0.72	1.2	
		W13-L	Living Room	33.22	0.68	1.08	75.66	95.26	0.72	0.5	
		W13-U	Living Room	35.18	0.68	1.78	79.64	95.26	0.72	2.1	<b>5.5</b>
Seventh	R9	W14-L	Living Room	32.65	0.68	1.08	74.56	77.41	0.73	0.6	
		W14-U	Living Room	36.83	0.68	1.78	83.20	77.41	0.73	2.7	
		W15-L	Living Room	26.76	0.68	0.62	64.01	77.41	0.73	0.3	
		W15-U	Living Room	36.52	0.68	1.02	82.53	77.41	0.73	1.6	
		W16-L	Living Room	20.66	0.68	2.00	53.87	77.41	0.73	0.8	
		W16-U	Living Room	11.30	0.68	3.29	37.80	77.41	0.73	2.3	<b>8.3</b>
Seventh	R10	W17-L	Bedroom	38.46	0.68	1.08	87.01	55.29	0.74	1.0	
		W17-U	Bedroom	37.53	0.68	1.78	84.80	55.29	0.74	4.0	<b>5.0</b>
Seventh	R11	W18-L	Bedroom	38.64	0.68	1.08	87.47	52.31	0.74	1.1	
		W18-U	Bedroom	37.86	0.68	1.78	85.56	52.31	0.74	4.3	<b>5.4</b>
Seventh	R12	W19-L	Bedroom	37.58	0.68	1.08	84.90	55.07	0.74	1.0	
		W19-U	Bedroom	36.75	0.68	1.78	83.02	55.07	0.74	4.0	<b>5.0</b>
Seventh	R13	W20-L	Living Room	31.26	0.68	1.38	71.96	67.07	0.73	0.9	
		W20-U	Living Room	19.10	0.68	2.28	51.28	67.07	0.73	2.5	
		W21-L	Living Room	20.25	0.68	0.62	53.17	67.07	0.73	0.3	
		W21-U	Living Room	20.07	0.68	1.02	52.88	67.07	0.73	1.2	<b>4.8</b>
Seventh	R14	W22-L	Bedroom	32.12	0.68	1.08	73.55	44.10	0.74	1.1	
		W22-U	Bedroom	31.62	0.68	1.78	72.62	44.10	0.74	4.4	<b>5.5</b>
Seventh	R15	W23-L	Bedroom	37.57	0.68	1.08	84.88	43.56	0.74	1.3	
		W23-U	Bedroom	36.94	0.68	1.78	83.46	43.56	0.74	5.2	
		W24-L	Bedroom	15.04	0.68	0.62	44.46	43.56	0.74	0.4	
		W24-U	Bedroom	8.81	0.68	1.02	33.00	43.56	0.74	1.2	<b>8.0</b>
Seventh	R16	W25-L	LKD	23.29	0.68	1.38	58.20	104.40	0.72	0.4	
		W25-U	LKD	12.93	0.68	2.28	40.78	104.40	0.72	1.3	
		W26-L	LKD	36.65	0.68	1.08	82.80	104.40	0.72	0.5	
		W26-U	LKD	36.27	0.68	1.78	81.98	104.40	0.72	2.0	
		W27-L	LKD	35.21	0.68	0.62	79.70	104.40	0.72	0.3	
		W27-U	LKD	35.18	0.68	1.02	79.63	104.40	0.72	1.1	<b>5.5</b>
Eighth	R1	W1-L	LKD	37.18	0.68	1.38	84.00	104.45	0.72	0.6	
		W1-U	LKD	36.48	0.68	2.28	82.44	104.45	0.72	2.5	
		W2-L	LKD	25.52	0.68	1.08	61.91	104.45	0.72	0.4	
		W2-U	LKD	25.78	0.68	1.78	62.33	104.45	0.72	1.5	
		W28-L	LKD	35.95	0.68	0.62	81.28	104.45	0.72	0.3	
		W28-U	LKD	35.55	0.68	1.02	80.42	104.45	0.72	1.1	<b>6.4</b>
Eighth	R2	W3-L	Bedroom	22.21	0.68	0.62	56.41	43.56	0.74	0.5	
		W3-U	Bedroom	22.65	0.68	1.02	57.14	43.56	0.74	2.0	

Floor	Room ID	Window ID	Room Use	VSC	Win. Trans.	Glazing Area	Theta	Room Area	Room	ADF	TOTAL ADF
		W4-L	Bedroom	26.74	0.68	1.08	63.97	43.56	0.74	1.0	
		W4-U	Bedroom	26.77	0.68	1.78	64.02	43.56	0.74	4.0	<b>7.4</b>
Eighth	R3	W5-L	Bedroom	22.80	0.68	1.08	57.37	43.99	0.74	0.9	
		W5-U	Bedroom	23.03	0.68	1.78	57.76	43.99	0.74	3.5	<b>4.4</b>
Eighth	R4	W6-L	Living Room	19.16	0.68	0.62	51.39	67.22	0.73	0.3	
		W6-U	Living Room	19.54	0.68	1.02	52.01	67.22	0.73	1.1	
		W7-L	Living Room	24.25	0.68	1.38	59.79	67.22	0.73	0.7	
		W7-U	Living Room	24.13	0.68	2.28	59.58	67.22	0.73	2.9	<b>5.1</b>
Eighth	R5	W8-L	Bedroom	22.32	0.68	1.08	56.58	53.07	0.74	0.7	
		W8-U	Bedroom	22.32	0.68	1.78	56.59	53.07	0.74	2.8	<b>3.5</b>
Eighth	R6	W9-L	Bedroom	21.08	0.68	1.08	54.54	52.32	0.74	0.7	
		W9-U	Bedroom	21.11	0.68	1.78	54.59	52.32	0.74	2.8	<b>3.4</b>
Eighth	R7	W10-L	Bedroom	20.25	0.68	1.08	53.17	55.18	0.74	0.6	
		W10-U	Bedroom	20.28	0.68	1.78	53.23	55.18	0.74	2.5	<b>3.2</b>
Eighth	R8	W11-L	Living Room	20.35	0.68	2.00	53.35	95.26	0.72	0.6	
		W11-U	Living Room	20.22	0.68	3.29	53.13	95.26	0.72	2.6	
		W12-L	Living Room	34.81	0.68	0.62	78.87	95.26	0.72	0.3	
		W12-U	Living Room	34.60	0.68	1.02	78.43	95.26	0.72	1.2	
		W13-L	Living Room	36.67	0.68	1.08	82.85	95.26	0.72	0.5	
		W13-U	Living Room	36.17	0.68	1.78	81.76	95.26	0.72	2.2	<b>7.4</b>
Eighth	R9	W14-L	Living Room	38.01	0.68	1.08	85.93	77.41	0.73	0.7	
		W14-U	Living Room	37.36	0.68	1.78	84.42	77.41	0.73	2.8	
		W15-L	Living Room	37.33	0.68	0.62	84.34	77.41	0.73	0.4	
		W15-U	Living Room	36.91	0.68	1.02	83.39	77.41	0.73	1.6	
		W16-L	Living Room	23.10	0.68	2.00	57.89	77.41	0.73	0.9	
		W16-U	Living Room	13.04	0.68	3.29	40.98	77.41	0.73	2.5	<b>8.8</b>
Eighth	R10	W17-L	Bedroom	38.71	0.68	1.08	87.65	55.29	0.74	1.0	
		W17-U	Bedroom	37.91	0.68	1.78	85.69	55.29	0.74	4.1	<b>5.1</b>
Eighth	R11	W18-L	Bedroom	38.71	0.68	1.08	87.65	52.31	0.74	1.1	
		W18-U	Bedroom	37.91	0.68	1.78	85.69	52.31	0.74	4.3	<b>5.4</b>
Eighth	R12	W19-L	Bedroom	38.71	0.68	1.08	87.65	55.07	0.74	1.0	
		W19-U	Bedroom	37.91	0.68	1.78	85.69	55.07	0.74	4.1	<b>5.1</b>
Eighth	R13	W20-L	Living Room	38.99	0.68	1.38	88.36	67.07	0.73	1.1	
		W20-U	Living Room	38.09	0.68	2.28	86.13	67.07	0.73	4.2	
		W21-L	Living Room	20.88	0.68	0.62	54.22	67.07	0.73	0.3	
		W21-U	Living Room	21.07	0.68	1.02	54.54	67.07	0.73	1.2	<b>6.8</b>
Eighth	R14	W22-L	Bedroom	33.28	0.68	1.08	75.79	44.10	0.74	1.1	
		W22-U	Bedroom	32.91	0.68	1.78	75.06	44.10	0.74	4.6	<b>5.7</b>
Eighth	R15	W23-L	Bedroom	38.10	0.68	1.08	86.13	43.56	0.74	1.3	
		W23-U	Bedroom	37.42	0.68	1.78	84.55	43.56	0.74	5.2	
		W24-L	Bedroom	15.09	0.68	0.62	44.55	43.56	0.74	0.4	
		W24-U	Bedroom	8.44	0.68	1.02	32.25	43.56	0.74	1.1	<b>8.0</b>
Eighth	R16	W25-L	LKD	23.02	0.68	1.38	57.75	104.39	0.72	0.4	
		W25-U	LKD	11.88	0.68	2.28	38.89	104.39	0.72	1.2	
		W26-L	LKD	37.38	0.68	1.08	84.45	104.39	0.72	0.5	
		W26-U	LKD	36.73	0.68	1.78	82.98	104.39	0.72	2.0	
		W27-L	LKD	36.08	0.68	0.62	81.55	104.39	0.72	0.3	
		W27-U	LKD	35.67	0.68	1.02	80.68	104.39	0.72	1.1	<b>5.5</b>
<b>B1</b>											
First	R1	W1-L	Bedroom	19.79	0.68	0.89	52.43	105.70	0.72	0.1	
		W1-U	Bedroom	19.28	0.68	1.97	51.58	105.70	0.72	1.3	
		W2-L	Bedroom	35.46	0.68	0.51	80.22	105.70	0.72	0.1	
		W2-U	Bedroom	35.55	0.68	1.13	80.41	105.70	0.72	1.2	
		W3-L	Bedroom	36.62	0.68	0.89	82.73	105.70	0.72	0.1	
		W3-U	Bedroom	36.54	0.68	1.97	82.57	105.70	0.72	2.1	<b>5.0</b>
First	R2	W4-L	Bedroom	36.55	0.68	0.89	82.58	105.73	0.72	0.1	
		W4-U	Bedroom	36.50	0.68	1.97	82.47	105.73	0.72	2.1	
		W5-L	Bedroom	35.28	0.68	0.51	79.86	105.73	0.72	0.1	

Floor	Room ID	Window ID	Room Use	VSC	Win. Trans.	Glazing Area	Theta	Room Area	Room	ADF	TOTAL ADF
		W5-U	Bedroom	35.42	0.68	1.13	80.14	105.73	0.72	1.2	
		W6-L	Bedroom	18.51	0.68	0.89	50.31	105.73	0.72	0.1	
		W6-U	Bedroom	18.03	0.68	1.97	49.51	105.73	0.72	1.3	4.9



# Appendix 4

Sunlight Amenity (overshadowing) assessment

Sources of information

**Survey SOLUTIONS**

- 22753se-01.dwg
- 22753se-02.dwg
- 22753se-03.dwg
- 22753se-04.dwg
- 22753se-05.dwg
- 22753se-06.dwg
- 22753se-07.dwg
- 22753se-08.dwg
- 22753UG-01.dwg
- Received 05/10/2018

**TP BENNET Architecture**

- E1180\_X\_LVL 01.dwg
- E1180\_X\_LVL 02-05.dwg
- E1180\_X\_LVL 06.dwg
- E1180\_X\_LVL 07.dwg
- E1180\_X\_LVL 08.dwg
- E1180\_X\_LVL 09.dwg
- E1180\_X\_LVL 10.dwg
- E1180\_X\_LVL 11.dwg
- E1180\_X\_LVL 12.dwg
- E1180\_X\_LVL 13.dwg
- E1180\_X\_LVL 14.dwg
- E1180D6300P1.dwg
- E1180D6301P1.dwg
- E1180D6302P1.dwg
- E1180D6303P1.dwg
- E1180D6304P1.dwg
- E1180D2201P1.dwg
- E1180D2204P1.dwg
- Received 20/05/2019

**EB7 Ltd**

Site Photographs  
 Ordnance Survey

Key:

Hours of sunlight on 21st March  
█ Area of assessment

More than 2 hours of sunlight

Less than 2 hours of sunlight

NORTH



Project 265 Burlington Road,  
 New Malden

Title Sunlight Amenity Study

Drawn BA Checked --

Date 22/05/2019 Project 3130

Rel no. 05 Prefix SA01 Page no. SA01



Area	Total Area (sq.m)	Area more than 2 hours (sq.m)	Area % more than 2 hours
1	1975.7	1571.8	79.6
2	721.9	449.0	62.2



Existing Scenario



Proposed Scenario

Area	Total Area (sq.m)	Existing area more than 2 hours (sq.m)	Existing % more than 2 hours	Proposed area more than 2 hours (sq.m)	Proposed % more than 2 hours	Retained (Pr/Ex)
1 - A1	1204.6	1204.6	100	1204.6	100	1.00
2 - A2	779.5	779.5	100	773.2	99.2	0.99

Sources of information

**Survey SOLUTIONS**

- 22753se-01.dwg
- 22753se-02.dwg
- 22753se-03.dwg
- 22753se-04.dwg
- 22753se-05.dwg
- 22753se-06.dwg
- 22753se-07.dwg
- 22753se-08.dwg
- 22753UG-01.dwg
- Received 05/10/2018

**TP BENNET Architecture**

- E1180\_X\_LVL 01.dwg
- E1180\_X\_LVL 02-05.dwg
- E1180\_X\_LVL 06.dwg
- E1180\_X\_LVL 07.dwg
- E1180\_X\_LVL 08.dwg
- E1180\_X\_LVL 09.dwg
- E1180\_X\_LVL 10.dwg
- E1180\_X\_LVL 11.dwg
- E1180\_X\_LVL 12.dwg
- E1180\_X\_LVL 13.dwg
- E1180\_X\_LVL 14.dwg
- E1180D6300P1.dwg
- E1180D6301P1.dwg
- E1180D6302P1.dwg
- E1180D6303P1.dwg
- E1180D6304P1.dwg
- E1180D2201P1.dwg
- E1180D2204P1.dwg
- Received 20/05/2019

**EB7 Ltd**

- Site Photographs
- Ordnance Survey
- Key:

Hours of sunlight on 21st March

— Area of assessment

■ More than 2 hours of sunlight

■ Less than 2 hours of sunlight

NORTH



Project 265 Burlington Road,  
New Malden

Title Sunlight Amenity Study  
21st of March

Drawn BA Checked --

Date 22/05/2019 Project 3130

Rel no. 05 Prefix SA01 Page no. SA1