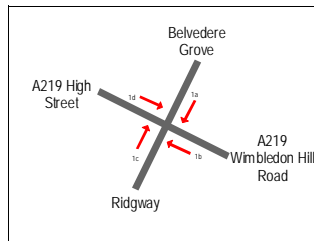


Wimbledon Town Centre Survey
Queue Length Survey

Site 1 of 8
Belvedere Grove
A219 Wimbledon Hill Road
Ridgway
A219 High Street

Date
Wednesday, 13th October 2004
0700 - 1000 (AM Peak)

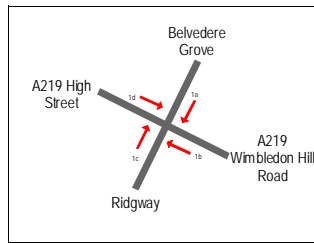


TIME	1a	1b	1c	1d
0700 - 0705	2	5	3	6
0705 - 0710	1	7	4	4
0710 - 0715	2	7	4	7
15 Min Total	5	19	11	17
15 Min Average	1.67	6.33	3.67	5.67
0715 - 0720	2	11	3	13
0720 - 0725	1	7	7	13
0725 - 0730	2	8	10	17
15 Min Total	5	26	20	43
15 Min Average	1.67	8.67	6.67	14.33
0730 - 0735	3	4	9	13
0735 - 0740	2	9	9	14
0740 - 0745	4	6	8	12
15 Min Total	9	19	26	39
15 Min Average	3.00	6.33	8.67	13.00
0745 - 0750	3	9	10	14
0750 - 0755	2	4	7	13
0755 - 0800	2	11	9	16
15 Min Total	7	24	26	43
15 Min Average	2.33	8.00	8.67	14.33
0800 - 0805	4	7	10	21
0805 - 0810	6	4	12	14
0810 - 0815	3	8	9	19
15 Min Total	13	19	31	54
15 Min Average	4.33	6.33	10.33	18.00
0815 - 0820	3	8	10	19
0820 - 0825	4	10	11	16
0825 - 0830	2	7	7	11
15 Min Total	9	25	28	46
15 Min Average	3.00	8.33	9.33	15.33
0830 - 0835	2	12	11	18
0835 - 0840	4	14	7	22
0840 - 0845	3	12	9	19
15 Min Total	9	38	27	59
15 Min Average	3.00	12.67	9.00	19.67
0845 - 0850	2	15	7	12
0850 - 0855	5	11	17	17
0855 - 0900	4	7	14	18
15 Min Total	11	33	38	47
15 Min Average	3.67	11.00	12.67	15.67
0900 - 0905	4	7	9	17
0905 - 0910	2	8	8	13
0910 - 0915	3	3	8	14
15 Min Total	9	18	25	44
15 Min Average	3.00	6.00	8.33	14.67
0915 - 0920	2	5	11	16
0920 - 0925	2	5	7	9
0925 - 0930	1	4	4	9
15 Min Total	5	14	22	34
15 Min Average	1.67	4.67	7.33	11.33
0930 - 0935	3	4	6	8
0935 - 0940	3	3	4	10
0940 - 0945	3	2	3	6
15 Min Total	9	9	13	24
15 Min Average	3.00	3.00	4.33	8.00
0945 - 0950	1	3	5	5
0950 - 0955	2	2	8	4
0955 - 1000	2	4	4	6
15 Min Total	5	9	17	15
15 Min Average	1.67	3.00	5.67	5.00
AM Session Total	96	253	284	465
AM Session Average	2.67	7.03	7.89	12.92

Wimbledon Town Centre Survey
Queue Length Survey

Site 1 of 8
Belvedere Grove
A219 Wimbledon Hill Road
Ridgway
A219 High Street

Date
Wednesday, 13th October 2004
1130 - 1430 (Inter Peak)

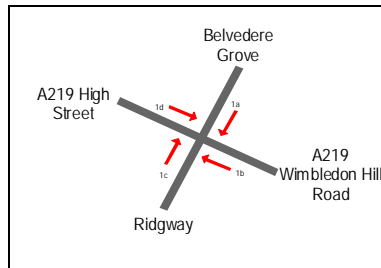


TIME	1a	1b	1c	1d
1130 - 1135	1	7	4	2
1135 - 1140	2	3	6	9
1140 - 1145	3	4	4	6
15 Min Total	6	14	14	17
15 Min Average	2.00	4.67	4.67	5.67
1145 - 1150	5	5	2	7
1150 - 1155	2	7	5	12
1155 - 1200	4	3	3	15
15 Min Total	11	15	10	34
15 Min Average	3.67	5.00	3.33	11.33
1200 - 1205	4	3	2	8
1205 - 1210	5	5	8	4
1210 - 1215	4	2	3	12
15 Min Total	13	10	13	24
15 Min Average	4.33	3.33	4.33	8.00
1215 - 1220	3	3	8	7
1220 - 1225	3	8	9	22
1225 - 1230	4	9	3	8
15 Min Total	10	20	20	37
15 Min Average	3.33	6.67	6.67	12.33
1230 - 1235	3	4	4	6
1235 - 1240	5	12	14	8
1240 - 1245	4	8	9	25
15 Min Total	12	24	27	39
15 Min Average	4.00	8.00	9.00	13.00
1245 - 1250	3	10	10	8
1250 - 1255	3	4	4	24
1255 - 1300	1	2	4	23
15 Min Total	7	16	18	55
15 Min Average	2.33	5.33	6.00	18.33
1300 - 1305	2	3	5	25
1305 - 1310	3	2	11	22
1310 - 1315	1	9	7	12
15 Min Total	6	14	23	59
15 Min Average	2.00	4.67	7.67	19.67
1315 - 1320	4	7	5	25
1320 - 1325	3	1	2	24
1325 - 1330	2	5	3	16
15 Min Total	9	13	10	65
15 Min Average	3.00	4.33	3.33	21.67
1330 - 1335	1	2	2	8
1335 - 1340	1	4	3	9
1340 - 1345	1	3	2	17
15 Min Total	3	9	7	34
15 Min Average	1.00	3.00	2.33	11.33
1345 - 1350	1	3	2	10
1350 - 1355	2	10	14	6
1355 - 1400	1	12	6	14
15 Min Total	4	25	22	30
15 Min Average	1.33	8.33	7.33	10.00
1400 - 1405	1	6	4	11
1405 - 1410	2	4	3	8
1410 - 1415	3	6	4	9
15 Min Total	6	16	11	28
15 Min Average	2.00	5.33	3.67	9.33
1415 - 1420	7	6	3	8
1420 - 1425	3	9	8	12
1425 - 1430	4	5	2	7
15 Min Total	14	20	13	27
15 Min Average	4.67	6.67	4.33	9.00
Inter Session Total	101	196	188	449
Inter Session Average	2.81	5.44	5.22	12.47

Wimbledon Town Centre Survey
Queue Length Survey

Site 1 of 8
Belvedere Grove
A219 Wimbledon Hill Road
Ridgway
A219 High Street

Date
Wednesday, 13th October 2004
1500 - 1900 (PM Peak)



TIME	1a	1b	1c	1d
1500 - 1505	5	12	5	13
1505 - 1510	6	4	2	9
1510 - 1515	4	3	4	5
15 Min Total	15	19	11	27
15 Min Average	5.00	6.33	3.67	9.00
1515 - 1520	2	9	11	3
1520 - 1525	4	6	5	4
1525 - 1530	3	8	7	12
15 Min Total	9	23	23	19
15 Min Average	3.00	7.67	7.67	6.33
1530 - 1535	2	9	8	14
1535 - 1540	5	5	10	9
1540 - 1545	6	3	14	7
15 Min Total	13	17	32	30
15 Min Average	4.33	5.67	10.67	10.00
1540 - 1550	3	8	23	19
1550 - 1555	4	9	5	15
1555 - 1600	6	5	3	20
15 Min Total	13	22	31	54
15 Min Average	4.33	7.33	10.33	18.00
1600 - 1605	4	5	3	20
1605 - 1610	5	4	2	20
1610 - 1615	6	5	13	8
15 Min Total	15	14	18	48
15 Min Average	5.00	4.67	6.00	16.00
1615 - 1620	8	15	11	16
1620 - 1625	6	13	20	12
1625 - 1630	5	9	20	8
15 Min Total	19	37	51	36
15 Min Average	6.33	12.33	17.00	12.00
1630 - 1635	6	8	16	20
1635 - 1640	7	23	12	15
1640 - 1645	11	6	5	12
15 Min Total	24	37	33	47
15 Min Average	8.00	12.33	11.00	15.67
1645 - 1650	9	24	7	14
1650 - 1655	6	18	10	20
1655 - 1700	4	9	5	10
15 Min Total	19	51	22	44
15 Min Average	6.33	17.00	7.33	14.67
1700 - 1705	5	4	4	11
1705 - 1710	6	9	3	8
1710 - 1715	4	5	17	19
15 Min Total	15	18	24	38
15 Min Average	5.00	6.00	8.00	12.67
1715 - 1720	3	23	20	12
1720 - 1725	5	11	8	9
1725 - 1730	3	4	11	8
15 Min Total	11	38	39	29
15 Min Average	3.67	12.67	13.00	9.67
1730 - 1735	4	18	7	20
1735 - 1740	3	7	5	9
1740 - 1745	5	5	3	7
15 Min Total	12	30	15	36
15 Min Average	4.00	10.00	5.00	12.00
1745 - 1750	3	7	3	8
1750 - 1755	2	13	11	8
1755 - 1800	3	4	3	6
15 Min Total	8	24	17	22
15 Min Average	2.67	8.00	5.67	7.33
1800 - 1805	5	10	6	18
1805 - 1810	4	11	6	14
1810 - 1815	5	7	12	20
15 Min Total	14	28	24	52
15 Min Average	4.67	9.33	8.00	17.33
1815 - 1820	5	6	8	13
1820 - 1825	8	9	17	20
1825 - 1830	6	10	12	16
15 Min Total	19	25	37	49
15 Min Average	6.33	8.33	12.33	16.33
1830 - 1835	8	6	7	11
1835 - 1840	3	6	4	10
1840 - 1845	4	7	4	5
15 Min Total	15	19	15	26
15 Min Average	5.00	6.33	5.00	8.67
1845 - 1850	5	4	4	5
1850 - 1855	2	2	4	4
1855 - 1900	2	3	11	4
15 Min Total	9	9	19	13
15 Min Average	3.00	3.00	6.33	4.33
PM Session Total	230	411	411	570
PM Session Average	4.79	8.56	8.56	11.88

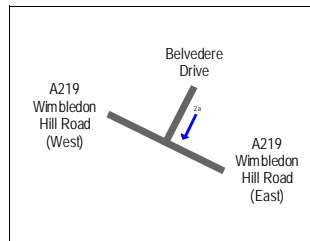
Wimbledon Town Centre Survey
Queue Length Survey

Site 2 of 8

Belvedere Grove
A219 Wimbledon Hill Road

Date

Wednesday, 13th October 2004
0700 - 1000 (AM Peak)

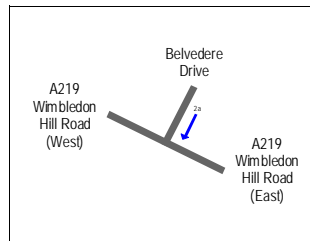


TIME	2a
0700 - 0705	0
0705 - 0710	1
0710 - 0715	1
15 Min Total	2
15 Min Average	0.67
0715 - 0720	1
0720 - 0725	2
0725 - 0730	1
15 Min Total	4
15 Min Average	1.33
0730 - 0735	0
0735 - 0740	1
0740 - 0745	1
15 Min Total	2
15 Min Average	0.67
0745 - 0750	2
0750 - 0755	1
0755 - 0800	2
15 Min Total	5
15 Min Average	1.67
0800 - 0805	1
0805 - 0810	1
0810 - 0815	0
15 Min Total	2
15 Min Average	0.67
0815 - 0820	0
0820 - 0825	2
0825 - 0830	2
15 Min Total	4
15 Min Average	1.33
0830 - 0835	1
0835 - 0840	1
0840 - 0845	1
15 Min Total	3
15 Min Average	1.00
0845 - 0850	1
0850 - 0855	0
0855 - 0900	2
15 Min Total	3
15 Min Average	1.00
0900 - 0905	1
0905 - 0910	0
0910 - 0915	1
15 Min Total	2
15 Min Average	0.67
0915 - 0920	0
0920 - 0925	1
0925 - 0930	1
15 Min Total	2
15 Min Average	0.67
0930 - 0935	1
0935 - 0940	1
0940 - 0945	0
15 Min Total	2
15 Min Average	0.67
0945 - 0950	0
0950 - 0955	0
0955 - 1000	2
15 Min Total	2
15 Min Average	0.67
AM Session Total	33
AM Session Average	0.92

Wimbledon Town Centre Survey
Queue Length Survey

Site 2 of 8
Belvedere Grove
A219 Wimbledon Hill Road

Date
Wednesday, 13th October 2004
1130 - 1430 (Inter Peak)

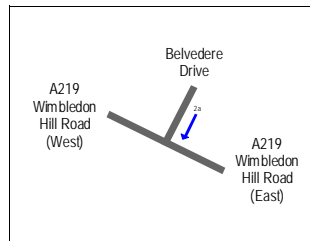


TIME	2a
1130 - 1135	1
1135 - 1140	1
1140 - 1145	0
15 Min Total	2
15 Min Average	0.67
1145 - 1150	1
1150 - 1155	0
1155 - 1200	0
15 Min Total	1
15 Min Average	0.33
1200 - 1205	2
1205 - 1210	1
1210 - 1215	0
15 Min Total	3
15 Min Average	1.00
1215 - 1220	1
1220 - 1225	2
1225 - 1230	0
15 Min Total	3
15 Min Average	1.00
1230 - 1235	3
1235 - 1240	1
1240 - 1245	1
15 Min Total	5
15 Min Average	1.67
1245 - 1250	2
1250 - 1255	1
1255 - 1300	0
15 Min Total	3
15 Min Average	1.00
1300 - 1305	2
1305 - 1310	1
1310 - 1315	0
15 Min Total	3
15 Min Average	1.00
1315 - 1320	0
1320 - 1325	1
1325 - 1330	1
15 Min Total	2
15 Min Average	0.67
1330 - 1335	0
1335 - 1340	0
1340 - 1345	0
15 Min Total	0
15 Min Average	0.00
1345 - 1350	2
1350 - 1355	1
1355 - 1400	0
15 Min Total	3
15 Min Average	1.00
1400 - 1405	1
1405 - 1410	0
1410 - 1415	2
15 Min Total	3
15 Min Average	1.00
1415 - 1420	0
1420 - 1425	1
1425 - 1430	0
15 Min Total	1
15 Min Average	0.33
Inter Session Total	29
Inter Session Average	0.81

Wimbledon Town Centre Survey
Queue Length Survey

Site 2 of 8
Belvedere Grove
A219 Wimbledon Hill Road

Date
Wednesday, 13th October 2004
1500 - 1900 (PM Peak)

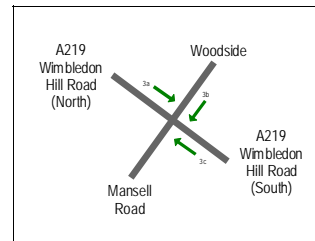


TIME	2a
1500 - 1505	1
1505 - 1510	1
1510 - 1515	0
15 Min Total	2
15 Min Average	0.67
1515 - 1520	1
1520 - 1525	2
1525 - 1530	0
15 Min Total	3
15 Min Average	1.00
1530 - 1535	0
1535 - 1540	1
1540 - 1545	0
15 Min Total	1
15 Min Average	0.33
1540 - 1550	2
1550 - 1555	3
1555 - 1600	1
15 Min Total	6
15 Min Average	2.00
1600 - 1605	2
1605 - 1610	0
1610 - 1615	1
15 Min Total	3
15 Min Average	1.00
1615 - 1620	1
1620 - 1625	1
1625 - 1630	0
15 Min Total	2
15 Min Average	0.67
1630 - 1635	1
1635 - 1640	0
1640 - 1645	0
15 Min Total	1
15 Min Average	0.33
1645 - 1650	1
1650 - 1655	2
1655 - 1700	1
15 Min Total	4
15 Min Average	1.33
1700 - 1705	0
1705 - 1710	1
1710 - 1715	0
15 Min Total	1
15 Min Average	0.33
1715 - 1720	0
1720 - 1725	1
1725 - 1730	0
15 Min Total	1
15 Min Average	0.33
1730 - 1735	0
1735 - 1740	0
1740 - 1745	1
15 Min Total	1
15 Min Average	0.33
1745 - 1750	1
1750 - 1755	1
1755 - 1800	0
15 Min Total	2
15 Min Average	0.67
1800 - 1805	1
1805 - 1810	1
1810 - 1815	0
15 Min Total	2
15 Min Average	0.67
1815 - 1820	1
1820 - 1825	0
1825 - 1830	0
15 Min Total	1
15 Min Average	0.33
1830 - 1835	2
1835 - 1840	0
1840 - 1845	0
15 Min Total	2
15 Min Average	0.67
1845 - 1850	1
1850 - 1855	0
1855 - 1900	1
15 Min Total	2
15 Min Average	0.67
PM Session Total	34
PM Session Average	0.71

Wimbledon Town Centre Survey
Queue Length Survey

Site 3 of 8
A219 Wimbledon Hill Road
Woodside
Mansell Road

Date
Wednesday, 13th October 2004
0700 - 1000 (AM Peak)

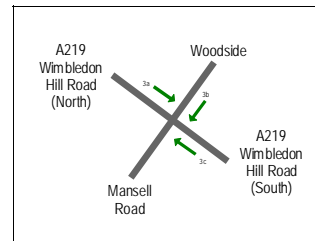


TIME	3a Wimbledon Hill (W)	3b	3c Wimbledon Hill (E)
0700 - 0705	8	1	7
0705 - 0710	4	1	5
0710 - 0715	10	2	8
15 Min Total	22	4	20
15 Min Average	7.33	1.33	6.67
0715 - 0720	7	1	5
0720 - 0725	8	1	9
0725 - 0730	8	3	6
15 Min Total	23	5	20
15 Min Average	7.67	1.67	6.67
0730 - 0735	13	3	10
0735 - 0740	15	5	14
0740 - 0745	17	4	9
15 Min Total	45	12	33
15 Min Average	15.00	4.00	11.00
0745 - 0750	16	2	7
0750 - 0755	12	6	16
0755 - 0800	14	4	15
15 Min Total	42	12	38
15 Min Average	14.00	4.00	12.67
0800 - 0805	13	4	21
0805 - 0810	12	7	15
0810 - 0815	16	5	18
15 Min Total	41	16	54
15 Min Average	13.67	5.33	18.00
0815 - 0820	14	4	17
0820 - 0825	12	6	21
0825 - 0830	19	6	18
15 Min Total	45	16	56
15 Min Average	15.00	5.33	18.67
0830 - 0835	20	7	24
0835 - 0840	21	6	17
0840 - 0845	17	9	13
15 Min Total	58	22	54
15 Min Average	19.33	7.33	18.00
0845 - 0850	17	4	15
0850 - 0855	19	6	16
0855 - 0900	21	8	12
15 Min Total	57	18	43
15 Min Average	19.00	6.00	14.33
0900 - 0905	18	7	16
0905 - 0910	10	6	10
0910 - 0915	14	7	14
15 Min Total	42	20	40
15 Min Average	14.00	6.67	13.33
0915 - 0920	15	6	18
0920 - 0925	6	3	10
0925 - 0930	6	4	12
15 Min Total	27	13	40
15 Min Average	9.00	4.33	13.33
0930 - 0935	9	4	11
0935 - 0940	17	8	14
0940 - 0945	20	7	8
15 Min Total	46	19	33
15 Min Average	15.33	6.33	11.00
0945 - 0950	14	8	10
0950 - 0955	13	4	9
0955 - 1000	15	6	11
15 Min Total	42	18	30
15 Min Average	14.00	6.00	10.00
AM Session Total	490	175	461
AM Session Average	13.61	4.86	12.81

Wimbledon Town Centre Survey
Queue Length Survey

Site 3 of 8
A219 Wimbledon Hill Road
Woodside
Mansel Road

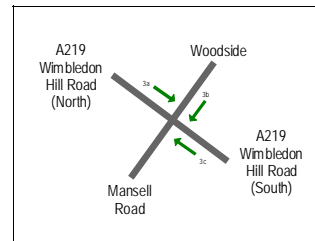
Date
Wednesday, 13th October 2004
1130 - 1430 (Inter Peak)



TIME	3a Wimbledon Hill (W)	3b	3c Wimbledon Hill (E)
1130 - 1135	4	4	6
1135 - 1140	4	3	6
1140 - 1145	6	4	5
15 Min Total	14	11	17
15 Min Average	4.67	3.67	5.67
1145 - 1150	7	7	9
1150 - 1155	9	6	8
1155 - 1200	10	5	10
15 Min Total	26	18	27
15 Min Average	8.67	6.00	9.00
1200 - 1205	14	8	7
1205 - 1210	16	6	8
1210 - 1215	19	4	6
15 Min Total	49	18	21
15 Min Average	16.33	6.00	7.00
1215 - 1220	18	3	9
1220 - 1225	22	5	10
1225 - 1230	21	7	6
15 Min Total	61	15	25
15 Min Average	20.33	5.00	8.33
1230 - 1235	16	8	7
1235 - 1240	14	9	6
1240 - 1245	17	10	5
15 Min Total	47	27	18
15 Min Average	15.67	9.00	6.00
1245 - 1250	16	8	6
1250 - 1255	10	7	7
1255 - 1300	9	5	5
15 Min Total	35	20	18
15 Min Average	11.67	6.67	6.00
1300 - 1305	10	6	4
1305 - 1310	12	8	7
1310 - 1315	11	7	6
15 Min Total	33	21	17
15 Min Average	11.00	7.00	5.67
1315 - 1320	10	6	5
1320 - 1325	15	4	3
1325 - 1330	16	7	4
15 Min Total	41	17	12
15 Min Average	13.67	5.67	4.00
1330 - 1335	14	5	3
1335 - 1340	14	8	5
1340 - 1345	17	6	5
15 Min Total	45	19	13
15 Min Average	15.00	6.33	4.33
1345 - 1350	12	7	4
1350 - 1355	14	5	5
1355 - 1400	17	3	2
15 Min Total	43	15	11
15 Min Average	14.33	5.00	3.67
1400 - 1405	14	4	4
1405 - 1410	13	6	5
1410 - 1415	10	4	3
15 Min Total	37	14	12
15 Min Average	12.33	4.67	4.00
1415 - 1420	12	3	4
1420 - 1425	9	4	2
1425 - 1430	8	6	5
15 Min Total	29	13	11
15 Min Average	9.67	4.33	3.67
Inter Session Total	460	208	202
Inter Session Average	12.78	5.78	5.61

Wimbledon Town Centre Survey
Queue Length Survey

Site 3 of 8
A219 Wimbledon Hill Road
Woodside
Mansel Road



Date
Wednesday, 13th October 2004
1500 - 1900 (PM Peak)

TIME	3a Wimbledon Hill (W)	3b	3c Wimbledon Hill (E)
1500 - 1505	7	6	5
1505 - 1510	10	3	4
1510 - 1515	8	4	7
15 Min Total	25	13	16
15 Min Average	8.33	4.33	5.33
1515 - 1520	9	7	5
1520 - 1525	10	5	6
1525 - 1530	10	6	4
15 Min Total	29	18	15
15 Min Average	9.67	6.00	5.00
1530 - 1535	12	6	5
1535 - 1540	10	5	4
1540 - 1545	13	4	6
15 Min Total	35	15	15
15 Min Average	11.67	5.00	5.00
1540 - 1550	15	7	5
1550 - 1555	28	6	5
1555 - 1600	49	7	7
15 Min Total	92	20	17
15 Min Average	30.67	6.67	5.67
1600 - 1605	49	6	4
1605 - 1610	51	8	7
1610 - 1615	46	10	4
15 Min Total	146	24	15
15 Min Average	48.67	8.00	5.00
1615 - 1620	45	9	3
1620 - 1625	39	7	6
1625 - 1630	20	8	4
15 Min Total	104	24	13
15 Min Average	34.67	8.00	4.33
1630 - 1635	14	7	5
1635 - 1640	9	6	8
1640 - 1645	11	5	6
15 Min Total	34	18	19
15 Min Average	11.33	6.00	6.33
1645 - 1650	10	4	7
1650 - 1655	8	7	5
1655 - 1700	9	5	6
15 Min Total	27	16	18
15 Min Average	9.00	5.33	6.00
1700 - 1705	7	3	5
1705 - 1710	8	5	4
1710 - 1715	10	5	5
15 Min Total	25	13	14
15 Min Average	8.33	4.33	4.67
1715 - 1720	8	2	3
1720 - 1725	7	4	4
1725 - 1730	9	6	5
15 Min Total	24	12	12
15 Min Average	8.00	4.00	4.00
1730 - 1735	8	4	5
1735 - 1740	11	3	8
1740 - 1745	10	2	4
15 Min Total	29	9	17
15 Min Average	9.67	3.00	5.67
1745 - 1750	13	4	5
1750 - 1755	16	5	9
1755 - 1800	14	3	10
15 Min Total	43	12	24
15 Min Average	14.33	4.00	8.00
1800 - 1805	11	4	10
1805 - 1810	9	5	7
1810 - 1815	12	3	5
15 Min Total	32	12	22
15 Min Average	10.67	4.00	7.33
1815 - 1820	8	4	6
1820 - 1825	9	5	9
1825 - 1830	10	6	10
15 Min Total	27	15	25
15 Min Average	9.00	5.00	8.33
1830 - 1835	8	6	7
1835 - 1840	7	4	5
1840 - 1845	8	3	6
15 Min Total	23	13	18
15 Min Average	7.67	4.33	6.00
1845 - 1850	5	2	8
1850 - 1855	6	2	6
1855 - 1900	9	4	7
15 Min Total	20	8	21
15 Min Average	6.67	2.67	7.00
PM Session Total	715	242	281
PM Session Average	14.90	5.04	5.85

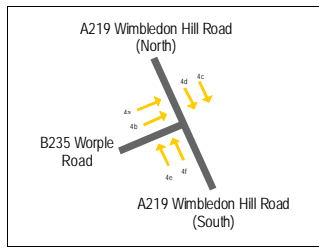
Wimbledon Town Centre Survey
Queue Length Survey

Site 4 of 8

A219 Wimbledon Hill Road
B235 Worple Road

Date

Wednesday, 13th October 2004
0700 - 1000 (AM Peak)



TIME	4a	4b	4c Wimbleodn Hill (W) Lane 1	4d Wimbledon Hill (W) Lane 2	4e Wimbledon Hill (E) Lane 1	4f Wimbledon Hill (E) Lane 2
0700 - 0705	4	2	4	4	9	5
0705 - 0710	5	3	3	4	4	4
0710 - 0715	3	3	4	5	8	4
15 Min Total	12	8	11	13	21	13
15 Min Average	4.00	2.67	3.67	4.33	7.00	4.33
0715 - 0720	3	4	4	6	9	3
0720 - 0725	7	2	5	8	9	4
0725 - 0730	5	3	5	4	8	3
15 Min Total	15	9	14	18	26	10
15 Min Average	5.00	3.00	4.67	6.00	8.67	3.33
0730 - 0735	7	4	5	4	7	2
0735 - 0740	8	2	6	5	4	4
0740 - 0745	7	2	6	9	6	4
15 Min Total	22	8	17	18	17	10
15 Min Average	7.33	2.67	5.67	6.00	5.67	3.33
0745 - 0750	7	5	7	9	11	4
0750 - 0755	4	6	7	10	12	5
0755 - 0800	5	6	5	8	9	3
15 Min Total	16	17	19	27	32	12
15 Min Average	5.33	5.67	6.33	9.00	10.67	4.00
0800 - 0805	5	6	8	9	10	3
0805 - 0810	4	4	6	6	10	5
0810 - 0815	4	5	5	8	8	2
15 Min Total	13	15	19	23	28	10
15 Min Average	4.33	5.00	6.33	7.67	9.33	3.33
0815 - 0820	9	5	6	10	9	4
0820 - 0825	10	5	8	8	9	4
0825 - 0830	9	5	8	4	8	4
15 Min Total	28	15	22	22	26	12
15 Min Average	9.33	5.00	7.33	7.33	8.67	4.00
0830 - 0835	11	6	9	4	8	4
0835 - 0840	9	5	4	6	7	3
0840 - 0845	12	6	5	9	9	2
15 Min Total	32	17	18	19	24	9
15 Min Average	10.67	5.67	6.00	6.33	8.00	3.00
0845 - 0850	9	5	9	9	8	4
0850 - 0855	10	4	8	8	9	6
0855 - 0900	10	5	6	6	7	4
15 Min Total	29	14	23	23	24	14
15 Min Average	9.67	4.67	7.67	7.67	8.00	4.67
0900 - 0905	10	6	6	6	7	3
0905 - 0910	11	3	5	9	6	5
0910 - 0915	10	5	3	9	8	3
15 Min Total	31	14	14	24	21	11
15 Min Average	10.33	4.67	4.67	8.00	7.00	3.67
0915 - 0920	9	4	5	4	8	4
0920 - 0925	7	4	4	6	6	5
0925 - 0930	9	3	5	8	6	2
15 Min Total	25	11	14	18	20	11
15 Min Average	8.33	3.67	4.67	6.00	6.67	3.67
0930 - 0935	8	4	3	6	6	6
0935 - 0940	7	5	5	7	7	3
0940 - 0945	7	5	4	6	7	4
15 Min Total	22	14	12	19	20	13
15 Min Average	7.33	4.67	4.00	6.33	6.67	4.33
0945 - 0950	6	6	4	4	5	5
0950 - 0955	9	4	6	6	6	5
0955 - 1000	7	3	3	4	4	3
15 Min Total	22	13	13	14	15	13
15 Min Average	7.33	4.33	4.33	4.67	5.00	4.33
AM Session Total	267	155	196	238	274	138
AM Session Average	7.42	4.31	5.44	6.61	7.61	3.83

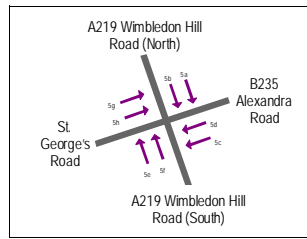
Queue Length Survey						
Wednesday, 13th October 2004						
1130 - 1430 (Inter Peak)						
1130 - 1135	7	2	6	4	5	7
1135 - 1140	8	3	4	5	6	9
1140 - 1145	6	2	4	5	5	12
15 Min Total	21	7	14	14	16	28
15 Min Average	7.00	2.33	4.67	4.67	5.33	9.33
1145 - 1150	7	3	5	4	8	9
1150 - 1155	9	3	5	5	7	10
1155 - 1200	6	4	4	8	4	8
15 Min Total	22	10	14	17	19	27
15 Min Average	7.33	3.33	4.67	5.67	6.33	9.00
1200 - 1205	7	2	7	12	5	11
1205 - 1210	8	3	8	16	8	11
1210 - 1215	9	1	6	12	6	12
15 Min Total	24	6	21	40	19	34
15 Min Average	8.00	2.00	7.00	13.33	6.33	11.33
1215 - 1220	7	2	7	19	7	8
1220 - 1225	6	2	7	21	6	8
1225 - 1230	5	4	8	18	9	9
15 Min Total	18	8	22	58	22	25
15 Min Average	6.00	2.67	7.33	19.33	7.33	8.33
1230 - 1235	4	3	6	20	6	8
1235 - 1240	5	3	6	9	5	9
1240 - 1245	4	2	7	14	7	10
15 Min Total	13	8	19	43	18	27
15 Min Average	4.33	2.67	6.33	14.33	6.00	9.00
1245 - 1250	3	4	5	10	6	12
1250 - 1255	3	5	6	9	7	9
1255 - 1300	4	6	7	10	6	8
15 Min Total	10	15	18	29	19	29
15 Min Average	3.33	5.00	6.00	9.67	6.33	9.67
1300 - 1305	4	5	9	14	5	6
1305 - 1310	6	4	6	13	6	7
1310 - 1315	5	4	8	17	8	6
15 Min Total	15	13	23	44	19	19
15 Min Average	5.00	4.33	7.67	14.67	6.33	6.33
1315 - 1320	4	6	7	18	6	8
1320 - 1325	6	7	6	16	5	5
1325 - 1330	8	3	4	15	4	6
15 Min Total	18	16	17	49	15	19
15 Min Average	6.00	5.33	5.67	16.33	5.00	6.33
1330 - 1335	6	2	5	18	3	4
1335 - 1340	5	3	6	19	2	2
1340 - 1345	7	2	10	25	4	3
15 Min Total	18	7	21	62	9	9
15 Min Average	6.00	2.33	7.00	20.67	3.00	3.00
1345 - 1350	6	2	10	19	5	4
1350 - 1355	8	4	6	18	4	4
1355 - 1400	7	3	9	15	6	7
15 Min Total	21	9	25	52	15	15
15 Min Average	7.00	3.00	8.33	17.33	5.00	5.00
1400 - 1405	9	4	8	14	3	5
1405 - 1410	10	5	6	12	5	6
1410 - 1415	8	4	7	16	6	4
15 Min Total	27	13	21	42	14	15
15 Min Average	9.00	4.33	7.00	14.00	4.67	5.00
1415 - 1420	9	5	6	15	7	5
1420 - 1425	10	4	4	14	5	6
1425 - 1430	8	4	3	16	6	4
15 Min Total	27	13	13	45	18	15
15 Min Average	9.00	4.33	4.33	15.00	6.00	5.00
INTER Session Total	234	125	228	495	203	262
INTER Session Average	6.50	3.47	6.33	13.75	5.64	7.28

Queue Length Survey							
Wednesday, 13th October 2004							
1500 - 1900 (PM Peak)							
1500 - 1505	13	3	4	10	4	5	
1505 - 1510	9	2	6	12	4	6	
1510 - 1515	8	3	7	14	5	7	
15 Min Total	30	8	17	36	13	18	
15 Min Average	10.00	2.67	5.67	12.00	4.33	6.00	
1515 - 1520	5	6	5	10	6	8	
1520 - 1525	4	7	4	9	3	4	
1525 - 1530	3	5	6	11	4	6	
15 Min Total	12	18	15	30	13	18	
15 Min Average	4.00	6.00	5.00	10.00	4.33	6.00	
1530 - 1535	4	6	5	10	5	5	
1535 - 1540	3	8	7	12	2	4	
1540 - 1545	4	9	8	14	4	4	
15 Min Total	11	23	20	36	11	13	
15 Min Average	3.67	7.67	6.67	12.00	3.67	4.33	
1540 - 1550	18	6	4	23	6	6	
1550 - 1555	22	3	7	28	2	4	
1555 - 1600	27	5	10	24	3	7	
15 Min Total	67	14	21	75	11	17	
15 Min Average	22.33	4.67	7.00	25.00	3.67	5.67	
1600 - 1605	20	3	9	20	4	8	
1605 - 1610	21	2	7	29	4	4	
1610 - 1615	18	4	8	27	5	8	
15 Min Total	59	9	24	76	13	20	
15 Min Average	19.67	3.00	8.00	25.33	4.33	6.67	
1615 - 1620	16	4	5	30	3	6	
1620 - 1625	17	3	7	21	4	7	
1625 - 1630	16	2	6	12	5	6	
15 Min Total	49	9	18	63	12	19	
15 Min Average	16.33	3.00	6.00	21.00	4.00	6.33	
1630 - 1635	19	4	8	16	5	4	
1635 - 1640	17	3	4	12	4	5	
1640 - 1645	19	4	5	9	3	6	
15 Min Total	55	11	17	37	12	15	
15 Min Average	18.33	3.67	5.67	12.33	4.00	5.00	
1645 - 1650	20	2	4	10	5	7	
1650 - 1655	16	3	6	11	3	5	
1655 - 1700	18	4	7	12	4	5	
15 Min Total	54	9	17	33	12	17	
15 Min Average	18.00	3.00	5.67	11.00	4.00	5.67	
1700 - 1705	15	4	5	13	5	4	
1705 - 1710	12	2	6	15	4	6	
1710 - 1715	13	3	8	14	5	3	
15 Min Total	40	9	19	42	14	13	
15 Min Average	13.33	3.00	6.33	14.00	4.67	4.33	
1715 - 1720	10	4	8	9	4	4	
1720 - 1725	11	3	6	10	3	4	
1725 - 1730	9	3	5	12	5	4	
15 Min Total	30	10	19	31	12	12	
15 Min Average	10.00	3.33	6.33	10.33	4.00	4.00	
1730 - 1735	10	4	9	11	4	3	
1735 - 1740	12	2	11	13	3	3	
1740 - 1745	8	5	8	10	5	4	
15 Min Total	30	11	28	34	12	10	
15 Min Average	10.00	3.67	9.33	11.33	4.00	3.33	
1745 - 1750	7	6	6	10	4	6	
1750 - 1755	8	3	4	12	2	3	
1755 - 1800	9	4	7	14	3	4	
15 Min Total	24	13	17	36	9	13	
15 Min Average	8.00	4.33	5.67	12.00	3.00	4.33	
1800 - 1805	8	4	6	13	4	5	
1805 - 1810	10	5	5	10	3	4	
1810 - 1815	9	3	8	12	4	4	
15 Min Total	27	12	19	35	11	13	
15 Min Average	9.00	4.00	6.33	11.67	3.67	4.33	
1815 - 1820	10	4	9	14	5	3	
1820 - 1825	8	4	7	9	6	2	
1825 - 1830	7	5	10	10	3	4	
15 Min Total	25	13	26	33	14	9	
15 Min Average	8.33	4.33	8.67	11.00	4.67	3.00	
1830 - 1835	8	4	8	13	4	2	
1835 - 1840	7	3	7	12	5	5	
1840 - 1845	10	3	11	9	3	6	
15 Min Total	25	10	26	34	12	13	
15 Min Average	8.33	3.33	8.67	11.33	4.00	4.33	
1845 - 1850	9	5	8	14	3	4	
1850 - 1855	9	5	7	15	4	5	
1855 - 1900	10	4	10	9	5	4	
15 Min Total	28	14	25	38	12	13	
15 Min Average	9.33	4.67	8.33	12.67	4.00	4.33	
PM Session Total	566	193	328	669	193	233	
PM Session Average	11.79	4.02	6.83	13.94	4.02	4.85	

Wimbledon Town Centre Survey
Queue Length Survey

Site 5 of 8
A219 Wimbledon Hill Road
B235 Alexandra Road
St. Georges Road

Date
Wednesday, 13th October 2004
0700 - 1000 (AM Peak)

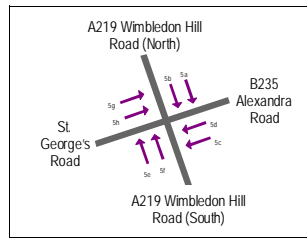


TIME	5a Wimb Hill (W) Lane 1	5b Wimb Hill (W) Lane 2	5c	5d	5e Wimb Hill (E) Lane 1	5f Wimb Hill (E) Lane 2	5g	5h
0700 - 0705	11	7	5	9	14	9	10	7
0705 - 0710	12	8	4	10	13	10	10	8
0710 - 0715	13	4	5	9	15	11	9	7
15 Min Total	36	19	14	28	42	30	29	22
15 Min Average	12.00	6.33	4.67	9.33	14.00	10.00	9.67	7.33
0715 - 0720	16	6	6	8	21	14	13	6
0720 - 0725	15	5	7	9	21	19	16	10
0725 - 0730	14	6	8	9	19	21	15	11
15 Min Total	45	17	21	26	61	54	44	27
15 Min Average	15.00	5.67	7.00	8.67	20.33	18.00	14.67	9.00
0730 - 0735	15	6	9	7	17	20	14	13
0735 - 0740	13	9	6	8	19	19	12	12
0740 - 0745	14	8	8	8	23	21	13	9
15 Min Total	42	23	23	23	59	60	39	34
15 Min Average	14.00	7.67	7.67	7.67	19.67	20.00	13.00	11.33
0745 - 0750	14	10	7	9	22	22	16	9
0750 - 0755	14	7	5	5	21	16	15	10
0755 - 0800	16	8	9	4	17	15	18	8
15 Min Total	44	25	21	18	60	53	49	27
15 Min Average	14.67	8.33	7.00	6.00	20.00	17.67	16.33	9.00
0800 - 0805	12	10	8	4	18	19	19	7
0805 - 0810	11	6	6	5	16	17	17	5
0810 - 0815	9	8	9	6	19	20	15	6
15 Min Total	32	24	23	15	53	56	51	18
15 Min Average	10.67	8.00	7.67	5.00	17.67	18.67	17.00	6.00
0815 - 0820	13	6	6	6	21	18	14	9
0820 - 0825	14	7	7	2	22	19	14	8
0825 - 0830	12	9	9	3	23	18	15	9
15 Min Total	39	22	22	11	66	55	43	26
15 Min Average	13.00	7.33	7.33	3.67	22.00	18.33	14.33	8.67
0830 - 0835	13	8	8	4	24	17	16	8
0835 - 0840	16	9	9	2	25	17	18	12
0840 - 0845	16	5	7	3	26	17	15	11
15 Min Total	45	22	24	9	75	51	49	31
15 Min Average	15.00	7.33	8.00	3.00	25.00	17.00	16.33	10.33
0845 - 0850	17	6	6	4	27	16	16	10
0850 - 0855	15	6	6	4	28	18	13	6
0855 - 0900	14	7	4	4	25	21	7	5
15 Min Total	46	19	16	12	80	55	36	21
15 Min Average	15.33	6.33	5.33	4.00	26.67	18.33	12.00	7.00
0900 - 0905	10	6	9	5	26	18	8	4
0905 - 0910	9	7	10	6	21	19	8	7
0910 - 0915	11	8	8	5	20	17	9	8
15 Min Total	30	21	27	16	67	54	25	19
15 Min Average	10.00	7.00	9.00	5.33	22.33	18.00	8.33	6.33
0915 - 0920	6	9	7	6	22	16	10	4
0920 - 0925	7	8	7	3	24	17	11	3
0925 - 0930	9	9	6	4	26	18	12	2
15 Min Total	22	26	20	13	72	51	33	9
15 Min Average	7.33	8.67	6.67	4.33	24.00	17.00	11.00	3.00
0930 - 0935	8	9	4	3	24	19	13	8
0935 - 0940	9	4	10	2	22	14	9	7
0940 - 0945	8	5	12	5	17	9	10	6
15 Min Total	25	18	26	10	63	42	32	21
15 Min Average	8.33	6.00	8.67	3.33	21.00	14.00	10.67	7.00
0945 - 0950	10	6	11	6	16	11	12	5
0950 - 0955	7	5	9	5	18	8	11	7
0955 - 1000	10	6	10	4	14	10	14	7
15 Min Total	27	17	30	15	48	29	37	19
15 Min Average	9.00	5.67	10.00	5.00	16.00	9.67	12.33	6.33
AM Session Total	433	253	267	196	746	590	467	274
AM Session Average	12.03	7.03	7.42	5.44	20.72	16.39	12.97	7.61

Wimbledon Town Centre Survey
Queue Length Survey

Site 5 of 8
A219 Wimbledon Hill Road
B235 Alexandra Road

Date
Wednesday, 13th October 2004
1130 - 1430 (Inter Peak)

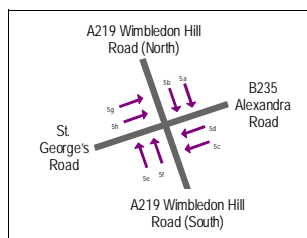


TIME	5a Wimb Hill (W) Lane 1	5b Wimb Hill (W) Lane 2	5c	5d	5e Wimb Hill (E) Lane 1	5f Wimb Hill (E) Lane 2	5g	5h
1130 - 1135	1	11	5	8	10	9	7	9
1135 - 1140	1	12	5	7	9	7	8	8
1140 - 1145	2	11	6	10	11	6	9	7
15 Min Total	4	34	16	25	30	22	24	24
15 Min Average	1.33	11.33	5.33	8.33	10.00	7.33	8.00	8.00
1145 - 1150	3	9	3	14	7	8	5	8
1150 - 1155	4	12	4	12	12	9	7	6
1155 - 1200	3	9	5	10	14	11	6	10
15 Min Total	10	30	12	36	33	28	18	24
15 Min Average	3.33	10.00	4.00	12.00	11.00	9.33	6.00	8.00
1200 - 1205	2	10	4	11	10	10	8	6
1205 - 1210	1	8	7	13	13	12	9	9
1210 - 1215	4	7	9	16	16	14	10	7
15 Min Total	7	25	20	40	39	36	27	22
15 Min Average	2.33	8.33	6.67	13.33	13.00	12.00	9.00	7.33
1215 - 1220	4	7	7	13	12	11	7	8
1220 - 1225	3	9	10	14	10	12	6	5
1225 - 1230	5	12	9	10	12	13	5	9
15 Min Total	12	28	26	37	34	36	18	22
15 Min Average	4.00	9.33	8.67	12.33	11.33	12.00	6.00	7.33
1230 - 1235	6	16	8	12	14	12	10	9
1235 - 1240	7	15	7	8	13	14	11	7
1240 - 1245	9	14	8	9	11	12	9	8
15 Min Total	22	45	23	29	38	38	30	24
15 Min Average	7.33	15.00	7.67	9.67	12.67	12.67	10.00	8.00
1245 - 1250	8	17	7	8	9	13	11	6
1250 - 1255	6	14	7	9	11	12	8	8
1255 - 1300	10	12	4	11	9	13	7	5
15 Min Total	24	43	18	28	29	38	26	19
15 Min Average	8.00	14.33	6.00	9.33	9.67	12.67	8.67	6.33
1300 - 1305	9	10	9	12	10	14	6	4
1305 - 1310	8	13	5	10	12	16	7	6
1310 - 1315	7	12	4	9	13	15	5	6
15 Min Total	24	35	18	31	35	45	18	16
15 Min Average	8.00	11.67	6.00	10.33	11.67	15.00	6.00	5.33
1315 - 1320	6	10	3	10	14	13	6	7
1320 - 1325	7	8	4	11	9	14	10	8
1325 - 1330	6	7	5	8	11	12	9	8
15 Min Total	19	25	12	29	34	39	25	23
15 Min Average	6.33	8.33	4.00	9.67	11.33	13.00	8.33	7.67
1330 - 1335	8	11	4	9	14	13	8	7
1335 - 1340	6	12	6	12	12	16	11	6
1340 - 1345	7	10	5	10	10	15	9	5
15 Min Total	21	33	15	31	36	44	28	18
15 Min Average	7.00	11.00	5.00	10.33	12.00	14.67	9.33	6.00
1345 - 1350	8	9	4	11	9	14	8	5
1350 - 1355	7	8	5	12	11	12	6	4
1355 - 1400	10	6	3	9	12	14	7	4
15 Min Total	25	23	12	32	32	40	21	13
15 Min Average	8.33	7.67	4.00	10.67	10.67	13.33	7.00	4.33
1400 - 1405	9	7	4	12	10	21	6	8
1405 - 1410	12	6	3	11	17	20	7	7
1410 - 1415	10	5	2	9	14	19	5	7
15 Min Total	31	18	9	32	41	60	18	22
15 Min Average	10.33	6.00	3.00	10.67	13.67	20.00	6.00	7.33
1415 - 1420	12	4	3	8	15	18	4	4
1420 - 1425	9	5	2	10	16	17	6	3
1425 - 1430	7	6	4	11	20	19	8	4
15 Min Total	28	15	9	29	51	54	18	11
15 Min Average	9.33	5.00	3.00	9.67	17.00	18.00	6.00	3.67
Inter Session Total	227	354	190	379	432	480	271	238
Inter Session Average	6.31	9.83	5.28	10.53	12.00	13.33	7.53	6.61

Wimbledon Town Centre Survey
Queue Length Survey

Site 5 of 8
A219 Wimbledon Hill Road
B235 Alexandra Road

Date
Wednesday, 13th October 2004
1500 - 1900 (PM Peak)

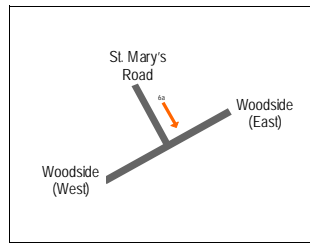


TIME	5a Wimb Hill (W) Lane 1	5b Wimb Hill (W) Lane 2	5c	5d	5e Wimb Hill (E) Lane 1	5f Wimb Hill (E) Lane 2	5g	5h
1500 - 1505	3	9	3	8	12	11	9	12
1505 - 1510	4	11	4	12	13	14	1	13
1510 - 1515	5	12	4	10	16	17	9	12
15 Min Total	12	32	11	30	41	42	19	37
15 Min Average	4.00	10.67	3.67	10.00	13.67	14.00	6.33	12.33
1515 - 1520	5	10	5	13	14	18	11	9
1520 - 1525	6	9	6	10	10	16	10	8
1525 - 1530	4	9	5	8	12	14	11	8
15 Min Total	15	28	16	31	36	48	32	25
15 Min Average	5.00	9.33	5.33	10.33	12.00	16.00	10.67	8.33
1530 - 1535	3	11	4	9	13	15	8	10
1535 - 1540	2	10	6	10	15	17	9	11
1540 - 1545	3	12	8	14	14	18	10	11
15 Min Total	8	33	18	33	42	50	27	32
15 Min Average	2.67	11.00	6.00	11.00	14.00	16.67	9.00	10.67
1540 - 1550	5	15	6	12	16	29	10	14
1550 - 1555	4	9	5	12	17	31	12	10
1555 - 1600	6	12	7	10	20	30	9	12
15 Min Total	15	36	18	34	53	90	31	36
15 Min Average	5.00	12.00	6.00	11.33	17.67	30.00	10.33	12.00
1600 - 1605	5	11	6	11	23	32	10	9
1605 - 1610	5	9	8	14	26	34	12	8
1610 - 1615	4	10	5	12	28	30	10	11
15 Min Total	14	30	19	37	77	96	32	28
15 Min Average	4.67	10.00	6.33	12.33	25.67	32.00	10.67	9.33
1615 - 1620	4	9	7	18	30	36	11	14
1620 - 1625	5	7	7	14	42	48	17	12
1625 - 1630	2	8	5	11	36	32	12	11
15 Min Total	11	24	19	43	108	116	40	37
15 Min Average	3.67	8.00	6.33	14.33	36.00	38.67	13.33	12.33
1630 - 1635	3	6	6	15	29	25	10	14
1635 - 1640	4	5	4	10	19	20	9	12
1640 - 1645	3	6	4	9	18	24	11	10
15 Min Total	10	17	14	34	66	69	30	36
15 Min Average	3.33	5.67	4.67	11.33	22.00	23.00	10.00	12.00
1645 - 1650	2	8	5	11	23	26	10	11
1650 - 1655	4	6	6	14	19	20	13	14
1655 - 1700	3	7	3	8	17	24	9	12
15 Min Total	9	21	14	33	59	70	32	37
15 Min Average	3.00	7.00	4.67	11.00	19.67	23.33	10.67	12.33
1700 - 1705	6	4	4	13	11	13	7	10
1705 - 1710	5	3	3	12	13	15	9	11
1710 - 1715	4	6	5	9	14	17	10	11
15 Min Total	15	13	12	34	38	45	26	32
15 Min Average	5.00	4.33	4.00	11.33	12.67	15.00	8.67	10.67
1715 - 1720	6	5	6	13	13	15	13	10
1720 - 1725	4	7	7	12	14	18	12	8
1725 - 1730	3	6	6	14	17	16	9	11
15 Min Total	13	18	19	39	44	49	34	29
15 Min Average	4.33	6.00	6.33	13.00	14.67	16.33	11.33	9.67
1730 - 1735	4	6	5	14	20	17	12	9
1735 - 1740	5	7	4	15	19	15	11	10
1740 - 1745	3	8	7	12	17	14	13	10
15 Min Total	12	21	16	41	56	46	36	29
15 Min Average	4.00	7.00	5.33	13.67	18.67	15.33	12.00	9.67
1745 - 1750	3	2	6	10	14	12	10	9
1750 - 1755	5	4	8	9	16	14	9	8
1755 - 1800	2	6	5	13	14	13	12	10
15 Min Total	10	12	19	32	44	39	31	27
15 Min Average	3.33	4.00	6.33	10.67	14.67	13.00	10.33	9.00
1800 - 1805	3	5	4	12	15	14	10	7
1805 - 1810	4	4	6	10	17	15	12	6
1810 - 1815	2	3	3	8	16	13	9	10
15 Min Total	9	12	13	30	48	42	31	23
15 Min Average	3.00	4.00	4.33	10.00	16.00	14.00	10.33	7.67
1815 - 1820	3	4	4	11	18	10	8	12
1820 - 1825	4	3	5	10	19	12	10	14
1825 - 1830	5	3	4	9	14	16	9	11
15 Min Total	12	10	13	30	51	38	27	37
15 Min Average	4.00	3.33	4.33	10.00	17.00	12.67	9.00	12.33
1830 - 1835	4	5	5	8	18	10	8	12
1835 - 1840	6	4	6	10	15	12	9	13
1840 - 1845	5	3	4	12	16	10	7	12
15 Min Total	15	12	15	30	49	32	24	37
15 Min Average	5.00	4.00	5.00	10.00	16.33	10.67	8.00	12.33
1845 - 1850	4	4	4	8	17	12	8	10
1850 - 1855	5	3	5	7	15	13	6	14
1855 - 1900	6	5	3	9	14	9	10	12
15 Min Total	15	12	12	24	46	34	24	36
15 Min Average	5.00	4.00	4.00	8.00	15.33	11.33	8.00	12.00
PM Session Total	195	331	248	535	858	906	476	518
PM Session Average	4.06	6.90	5.17	11.15	17.88	18.88	9.92	10.79

Wimbledon Town Centre Survey
Queue Length Survey

Site 6 of 8
St. Mary's Road
Woodside

Date
Wednesday, 13th October 2004
0700 - 1000 (AM Peak)

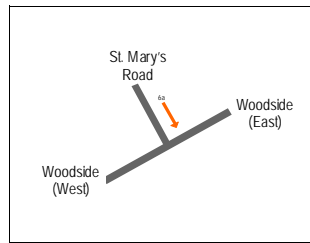


TIME	6a
0700 - 0705	1
0705 - 0710	1
0710 - 0715	0
15 Min Total	2
15 Min Average	0.67
0715 - 0720	2
0720 - 0725	0
0725 - 0730	2
15 Min Total	4
15 Min Average	1.33
0730 - 0735	2
0735 - 0740	1
0740 - 0745	2
15 Min Total	5
15 Min Average	1.67
0745 - 0750	4
0750 - 0755	3
0755 - 0800	3
15 Min Total	10
15 Min Average	3.33
0800 - 0805	2
0805 - 0810	3
0810 - 0815	2
15 Min Total	7
15 Min Average	2.33
0815 - 0820	4
0820 - 0825	4
0825 - 0830	3
15 Min Total	11
15 Min Average	3.67
0830 - 0835	5
0835 - 0840	5
0840 - 0845	3
15 Min Total	13
15 Min Average	4.33
0845 - 0850	4
0850 - 0855	2
0855 - 0900	5
15 Min Total	11
15 Min Average	3.67
0900 - 0905	5
0905 - 0910	4
0910 - 0915	5
15 Min Total	14
15 Min Average	4.67
0915 - 0920	4
0920 - 0925	5
0925 - 0930	5
15 Min Total	14
15 Min Average	4.67
0930 - 0935	6
0935 - 0940	1
0940 - 0945	2
15 Min Total	9
15 Min Average	3.00
0945 - 0950	2
0950 - 0955	3
0955 - 1000	2
15 Min Total	7
15 Min Average	2.33
AM Session Total	107
AM Session Average	2.97

Wimbledon Town Centre Survey
Queue Length Survey

Site 6 of 8
St. Mary's Road
Woodside

Date
Wednesday, 13th October 2004
1130 - 1430 (Inter Peak)

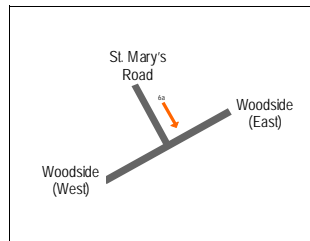


TIME	6a
1130 - 1135	2
1135 - 1140	2
1140 - 1145	1
15 Min Total	5
15 Min Average	1.67
1145 - 1150	1
1150 - 1155	1
1155 - 1200	2
15 Min Total	4
15 Min Average	1.33
1200 - 1205	2
1205 - 1210	3
1210 - 1215	2
15 Min Total	7
15 Min Average	2.33
1215 - 1220	2
1220 - 1225	2
1225 - 1230	3
15 Min Total	7
15 Min Average	2.33
1230 - 1235	1
1235 - 1240	2
1240 - 1245	2
15 Min Total	5
15 Min Average	1.67
1245 - 1250	2
1250 - 1255	1
1255 - 1300	3
15 Min Total	6
15 Min Average	2.00
1300 - 1305	3
1305 - 1310	3
1310 - 1315	4
15 Min Total	10
15 Min Average	3.33
1315 - 1320	2
1320 - 1325	1
1325 - 1330	2
15 Min Total	5
15 Min Average	1.67
1330 - 1335	2
1335 - 1340	1
1340 - 1345	2
15 Min Total	5
15 Min Average	1.67
1345 - 1350	2
1350 - 1355	2
1355 - 1400	3
15 Min Total	7
15 Min Average	2.33
1400 - 1405	2
1405 - 1410	1
1410 - 1415	1
15 Min Total	4
15 Min Average	1.33
1415 - 1420	1
1420 - 1425	2
1425 - 1430	1
15 Min Total	4
15 Min Average	1.33
Inter Session Total	69
Inter Session Average	1.92

Wimbledon Town Centre Survey
Queue Length Survey

Site 6 of 8
St. Mary's Road
Woodside

Date
Wednesday, 13th October 2004
1500 - 1900 (PM Peak)

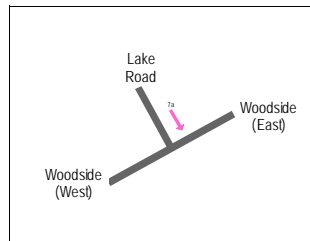


TIME	6a
1500 - 1505	2
1505 - 1510	3
1510 - 1515	3
15 Min Total	8
15 Min Average	2.67
1515 - 1520	2
1520 - 1525	1
1525 - 1530	3
15 Min Total	6
15 Min Average	2.00
1530 - 1535	2
1535 - 1540	4
1540 - 1545	1
15 Min Total	7
15 Min Average	2.33
1540 - 1550	2
1550 - 1555	3
1555 - 1600	5
15 Min Total	10
15 Min Average	3.33
1600 - 1605	5
1605 - 1610	3
1610 - 1615	3
15 Min Total	11
15 Min Average	3.67
1615 - 1620	4
1620 - 1625	3
1625 - 1630	2
15 Min Total	9
15 Min Average	3.00
1630 - 1635	2
1635 - 1640	1
1640 - 1645	2
15 Min Total	5
15 Min Average	1.67
1645 - 1650	2
1650 - 1655	3
1655 - 1700	3
15 Min Total	8
15 Min Average	2.67
1700 - 1705	4
1705 - 1710	2
1710 - 1715	2
15 Min Total	8
15 Min Average	2.67
1715 - 1720	2
1720 - 1725	1
1725 - 1730	1
15 Min Total	4
15 Min Average	1.33
1730 - 1735	3
1735 - 1740	3
1740 - 1745	1
15 Min Total	7
15 Min Average	2.33
1745 - 1750	3
1750 - 1755	1
1755 - 1800	2
15 Min Total	6
15 Min Average	2.00
1800 - 1805	2
1805 - 1810	2
1810 - 1815	2
15 Min Total	6
15 Min Average	2.00
1815 - 1820	3
1820 - 1825	2
1825 - 1830	3
15 Min Total	8
15 Min Average	2.67
1830 - 1835	3
1835 - 1840	1
1840 - 1845	3
15 Min Total	7
15 Min Average	2.33
1845 - 1850	3
1850 - 1855	3
1855 - 1900	2
15 Min Total	8
15 Min Average	2.67
PM Session Total	118
PM Session Average	2.46

Wimbledon Town Centre Survey
Queue Length Survey

Site 7 of 8
Lake Road
Woodside

Date
Wednesday, 13th October 2004
0700 - 1000 (AM Peak)

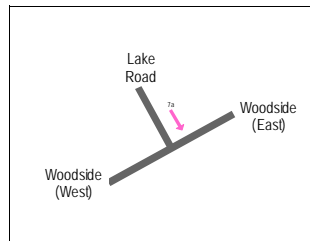


TIME	7a
0700 - 0705	1
0705 - 0710	0
0710 - 0715	1
15 Min Total	2
15 Min Average	0.67
0715 - 0720	0
0720 - 0725	0
0725 - 0730	1
15 Min Total	1
15 Min Average	0.33
0730 - 0735	1
0735 - 0740	2
0740 - 0745	0
15 Min Total	3
15 Min Average	1.00
0745 - 0750	2
0750 - 0755	1
0755 - 0800	1
15 Min Total	4
15 Min Average	1.33
0800 - 0805	2
0805 - 0810	2
0810 - 0815	0
15 Min Total	4
15 Min Average	1.33
0815 - 0820	2
0820 - 0825	3
0825 - 0830	2
15 Min Total	7
15 Min Average	2.33
0830 - 0835	2
0835 - 0840	1
0840 - 0845	2
15 Min Total	5
15 Min Average	1.67
0845 - 0850	1
0850 - 0855	2
0855 - 0900	2
15 Min Total	5
15 Min Average	1.67
0900 - 0905	1
0905 - 0910	3
0910 - 0915	2
15 Min Total	6
15 Min Average	2.00
0915 - 0920	1
0920 - 0925	0
0925 - 0930	1
15 Min Total	2
15 Min Average	0.67
0930 - 0935	2
0935 - 0940	0
0940 - 0945	1
15 Min Total	3
15 Min Average	1.00
0945 - 0950	1
0950 - 0955	1
0955 - 1000	1
15 Min Total	3
15 Min Average	1.00
AM Session Total	45
AM Session Average	1.25

Wimbledon Town Centre Survey
Queue Length Survey

Site7 of 8
Lake Road
Woodside

Date
Wednesday, 13th October 2004
1130 - 1430 (Inter Peak)

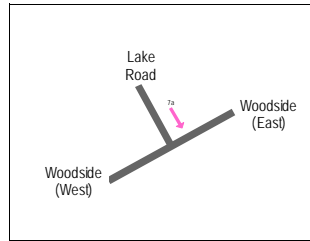


TIME	7a
1130 - 1135	2
1135 - 1140	1
1140 - 1145	0
15 Min Total	3
15 Min Average	1.00
1145 - 1150	1
1150 - 1155	0
1155 - 1200	0
15 Min Total	1
15 Min Average	0.33
1200 - 1205	1
1205 - 1210	1
1210 - 1215	0
15 Min Total	2
15 Min Average	0.67
1215 - 1220	1
1220 - 1225	0
1225 - 1230	1
15 Min Total	2
15 Min Average	0.67
1230 - 1235	1
1235 - 1240	0
1240 - 1245	1
15 Min Total	2
15 Min Average	0.67
1245 - 1250	1
1250 - 1255	0
1255 - 1300	0
15 Min Total	1
15 Min Average	0.33
1300 - 1305	0
1305 - 1310	2
1310 - 1315	0
15 Min Total	2
15 Min Average	0.67
1315 - 1320	0
1320 - 1325	1
1325 - 1330	0
15 Min Total	1
15 Min Average	0.33
1330 - 1335	2
1335 - 1340	0
1340 - 1345	1
15 Min Total	3
15 Min Average	1.00
1345 - 1350	1
1350 - 1355	0
1355 - 1400	1
15 Min Total	2
15 Min Average	0.67
1400 - 1405	1
1405 - 1410	2
1410 - 1415	0
15 Min Total	3
15 Min Average	1.00
1415 - 1420	1
1420 - 1425	1
1425 - 1430	0
15 Min Total	2
15 Min Average	0.67
Inter Session Total	24
Inter Session Average	0.67

Wimbledon Town Centre Survey
Queue Length Survey

Site 7 of 8
Lake Road
Woodside

Date
Wednesday, 13th October 2004
1500 - 1900 (PM Peak)

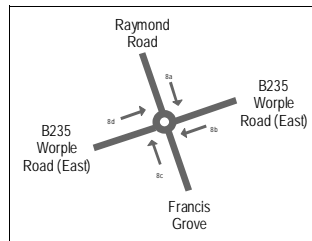


TIME	7a
1500 - 1505	2
1505 - 1510	1
1510 - 1515	1
15 Min Total	4
15 Min Average	1.33
1515 - 1520	2
1520 - 1525	3
1525 - 1530	1
15 Min Total	6
15 Min Average	2.00
1530 - 1535	4
1535 - 1540	3
1540 - 1545	2
15 Min Total	9
15 Min Average	3.00
1540 - 1550	2
1550 - 1555	1
1555 - 1600	0
15 Min Total	3
15 Min Average	1.00
1600 - 1605	0
1605 - 1610	1
1610 - 1615	1
15 Min Total	2
15 Min Average	0.67
1615 - 1620	0
1620 - 1625	0
1625 - 1630	1
15 Min Total	1
15 Min Average	0.33
1630 - 1635	3
1635 - 1640	1
1640 - 1645	1
15 Min Total	5
15 Min Average	1.67
1645 - 1650	1
1650 - 1655	0
1655 - 1700	0
15 Min Total	1
15 Min Average	0.33
1700 - 1705	2
1705 - 1710	0
1710 - 1715	1
15 Min Total	3
15 Min Average	1.00
1715 - 1720	1
1720 - 1725	0
1725 - 1730	0
15 Min Total	1
15 Min Average	0.33
1730 - 1735	0
1735 - 1740	1
1740 - 1745	1
15 Min Total	2
15 Min Average	0.67
1745 - 1750	1
1750 - 1755	1
1755 - 1800	1
15 Min Total	3
15 Min Average	1.00
1800 - 1805	0
1805 - 1810	1
1810 - 1815	1
15 Min Total	2
15 Min Average	0.67
1815 - 1820	0
1820 - 1825	0
1825 - 1830	1
15 Min Total	1
15 Min Average	0.33
1830 - 1835	2
1835 - 1840	1
1840 - 1845	1
15 Min Total	4
15 Min Average	1.33
1845 - 1850	0
1850 - 1855	2
1855 - 1900	2
15 Min Total	4
15 Min Average	1.33
PM Session Total	51
PM Session Average	1.06

Wimbledon Town Centre Survey
Queue Length Survey

Site 8 of 8
Raymond Road
A235 Worple Road
St. George's Road

Date
Wednesday, 13th October 2004
0700 - 1000 (AM Peak)

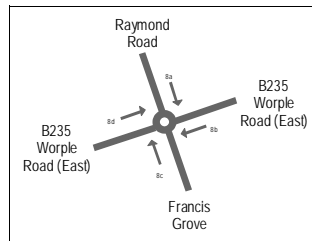


TIME	8a	8b	8c	8d
0700 - 0705	1	1	1	2
0705 - 0710	1	2	1	4
0710 - 0715	1	1	2	4
15 Min Total	3	4	4	10
15 Min Average	1.00	1.33	1.33	3.33
0715 - 0720	1	1	2	2
0720 - 0725	1	1	2	3
0725 - 0730	1	1	3	3
15 Min Total	3	3	7	8
15 Min Average	1.00	1.00	2.33	2.67
0730 - 0735	2	2	2	4
0735 - 0740	1	1	2	3
0740 - 0745	2	2	2	4
15 Min Total	5	5	6	11
15 Min Average	1.67	1.67	2.00	3.67
0745 - 0750	1	3	3	5
0750 - 0755	1	3	3	2
0755 - 0800	1	4	2	5
15 Min Total	3	10	8	12
15 Min Average	1.00	3.33	2.67	4.00
0800 - 0805	2	2	3	6
0805 - 0810	1	1	2	5
0810 - 0815	3	3	2	4
15 Min Total	6	6	7	15
15 Min Average	2.00	2.00	2.33	5.00
0815 - 0820	1	4	5	4
0820 - 0825	2	3	6	4
0825 - 0830	1	3	6	5
15 Min Total	4	10	17	13
15 Min Average	1.33	3.33	5.67	4.33
0830 - 0835	2	4	4	8
0835 - 0840	2	2	3	5
0840 - 0845	3	3	5	9
15 Min Total	7	9	12	22
15 Min Average	2.33	3.00	4.00	7.33
0845 - 0850	4	8	2	5
0850 - 0855	2	3	5	4
0855 - 0900	1	4	3	6
15 Min Total	7	15	10	15
15 Min Average	2.33	5.00	3.33	5.00
0900 - 0905	1	2	6	5
0905 - 0910	1	1	3	4
0910 - 0915	3	3	2	5
15 Min Total	5	6	11	14
15 Min Average	1.67	2.00	3.67	4.67
0915 - 0920	1	6	5	5
0920 - 0925	1	4	4	7
0925 - 0930	2	2	1	6
15 Min Total	4	12	10	18
15 Min Average	1.33	4.00	3.33	6.00
0930 - 0935	1	1	3	4
0935 - 0940	3	1	2	6
0940 - 0945	1	3	2	7
15 Min Total	5	5	7	17
15 Min Average	1.67	1.67	2.33	5.67
0945 - 0950	1	6	6	5
0950 - 0955	2	3	4	9
0955 - 1000	2	3	3	6
15 Min Total	5	12	13	20
15 Min Average	1.67	4.00	4.33	6.67
AM Session Total	57	97	112	175
AM Session Average	1.58	2.69	3.11	4.86

Wimbledon Town Centre Survey
Queue Length Survey

Site 8 of 8
Raymond Road
A235 Worple Road
St. George's Road

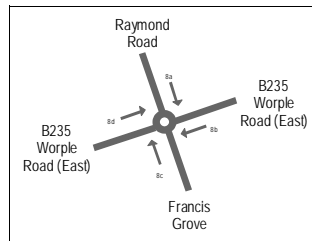
Date
Wednesday, 13th October 2004
1130 - 1430 (Inter Peak)



TIME	8a	8b	8c	8d
1130 - 1135	3	2	6	6
1135 - 1140	1	5	4	4
1140 - 1145	2	4	5	5
15 Min Total	6	11	15	15
15 Min Average	2.00	3.67	5.00	5.00
1145 - 1150	1	5	4	7
1150 - 1155	2	3	3	8
1155 - 1200	2	4	3	10
15 Min Total	5	12	10	25
15 Min Average	1.67	4.00	3.33	8.33
1200 - 1205	1	3	2	4
1205 - 1210	1	2	4	2
1210 - 1215	2	2	5	5
15 Min Total	4	7	11	11
15 Min Average	1.33	2.33	3.67	3.67
1215 - 1220	1	3	4	4
1220 - 1225	2	2	3	5
1225 - 1230	2	3	5	4
15 Min Total	5	8	12	13
15 Min Average	1.67	2.67	4.00	4.33
1230 - 1235	1	4	1	3
1235 - 1240	2	2	4	3
1240 - 1245	1	2	5	4
15 Min Total	4	8	10	10
15 Min Average	1.33	2.67	3.33	3.33
1245 - 1250	1	3	6	2
1250 - 1255	2	5	4	3
1255 - 1300	1	4	3	5
15 Min Total	4	12	13	10
15 Min Average	1.33	4.00	4.33	3.33
1300 - 1305	1	4	2	3
1305 - 1310	2	3	4	2
1310 - 1315	1	2	5	5
15 Min Total	4	9	11	10
15 Min Average	1.33	3.00	3.67	3.33
1315 - 1320	2	3	2	7
1320 - 1325	1	4	4	5
1325 - 1330	2	3	5	5
15 Min Total	5	10	11	17
15 Min Average	1.67	3.33	3.67	5.67
1330 - 1335	2	2	4	4
1335 - 1340	1	2	3	4
1340 - 1345	1	3	4	5
15 Min Total	4	7	11	13
15 Min Average	1.33	2.33	3.67	4.33
1345 - 1350	2	1	5	3
1350 - 1355	1	2	3	4
1355 - 1400	1	4	4	6
15 Min Total	4	7	12	13
15 Min Average	1.33	2.33	4.00	4.33
1400 - 1405	3	3	5	5
1405 - 1410	1	2	3	5
1410 - 1415	2	4	3	8
15 Min Total	6	9	11	18
15 Min Average	2.00	3.00	3.67	6.00
1415 - 1420	1	2	4	6
1420 - 1425	1	3	6	4
1425 - 1430	2	2	4	5
15 Min Total	4	7	14	15
15 Min Average	1.33	2.33	4.67	5.00
Inter Session Total	55	107	141	170
Inter Session Average	1.53	2.97	3.92	4.72

Wimbledon Town Centre Survey
Queue Length Survey

Site 8 of 8
Raymond Road
A235 Worple Road
St. George's Road



Date
Wednesday, 13th October 2004
1500 - 1900 (PM Peak)

TIME	8a	8b	8c	8d
1500 - 1505	2	1	2	1
1505 - 1510	1	3	2	4
1510 - 1515	1	2	1	2
15 Min Total	4	6	5	7
15 Min Average	1.33	2.00	1.67	2.33
1515 - 1520	1	2	3	4
1520 - 1525	2	3	4	5
1525 - 1530	2	4	2	3
15 Min Total	5	9	9	12
15 Min Average	1.67	3.00	3.00	4.00
1530 - 1535	1	2	3	4
1535 - 1540	1	1	5	2
1540 - 1545	3	2	4	3
15 Min Total	5	5	12	9
15 Min Average	1.67	1.67	4.00	3.00
1540 - 1550	2	2	6	4
1550 - 1555	4	3	8	8
1555 - 1600	10	3	6	7
15 Min Total	16	8	20	19
15 Min Average	5.33	2.67	6.67	6.33
1600 - 1605	6	2	4	3
1605 - 1610	4	4	5	4
1610 - 1615	3	5	5	4
15 Min Total	13	11	14	11
15 Min Average	4.33	3.67	4.67	3.67
1615 - 1620	2	4	7	6
1620 - 1625	2	5	4	4
1625 - 1630	2	3	5	4
15 Min Total	6	12	16	14
15 Min Average	2.00	4.00	5.33	4.67
1630 - 1635	1	4	5	2
1635 - 1640	2	2	3	3
1640 - 1645	2	4	6	4
15 Min Total	5	10	14	9
15 Min Average	1.67	3.33	4.67	3.00
1645 - 1650	1	3	4	3
1650 - 1655	1	2	3	2
1655 - 1700	2	1	6	5
15 Min Total	4	6	13	10
15 Min Average	1.33	2.00	4.33	3.33
1700 - 1705	1	2	4	4
1705 - 1710	1	4	3	6
1710 - 1715	2	5	4	3
15 Min Total	4	11	11	13
15 Min Average	1.33	3.67	3.67	4.33
1715 - 1720	1	3	4	4
1720 - 1725	1	2	7	2
1725 - 1730	2	4	6	3
15 Min Total	4	9	17	9
15 Min Average	1.33	3.00	5.67	3.00
1730 - 1735	1	2	4	3
1735 - 1740	1	3	5	2
1740 - 1745	0	2	6	4
15 Min Total	2	7	15	9
15 Min Average	0.67	2.33	5.00	3.00
1745 - 1750	1	4	7	2
1750 - 1755	2	3	5	5
1755 - 1800	1	4	3	4
15 Min Total	4	11	15	11
15 Min Average	1.33	3.67	5.00	3.67
1800 - 1805	2	2	5	4
1805 - 1810	1	4	6	3
1810 - 1815	2	2	4	5
15 Min Total	5	8	15	12
15 Min Average	1.67	2.67	5.00	4.00
1815 - 1820	1	1	3	4
1820 - 1825	3	2	6	5
1825 - 1830	1	4	2	3
15 Min Total	5	7	11	12
15 Min Average	1.67	2.33	3.67	4.00
1830 - 1835	1	5	6	6
1835 - 1840	2	4	2	4
1840 - 1845	1	3	3	5
15 Min Total	4	12	11	15
15 Min Average	1.33	4.00	3.67	5.00
1845 - 1850	1	5	4	3
1850 - 1855	1	2	2	4
1855 - 1900	2	3	5	5
15 Min Total	4	10	11	12
15 Min Average	1.33	3.33	3.67	4.00
PM Session Total	90	142	209	184
PM Session Average	1.88	2.96	4.35	3.83