

Movement 8.1: Left from Raymond Road to B235 Worple Road (East)									Original Data	
TIME	P/CYCLE	M/CYCLE	CAR	TAXI	LGV	OGV1	OGV2	BUS/COACH	TOTAL	PCU TOTAL
0700 - 0715	0	0	1	0	0	0	0	0	1	1.00
0715 - 0730	0	0	1	0	0	0	0	0	1	1.00
0730 - 0745	0	0	2	0	0	0	0	0	2	2.00
0745 - 0800	0	0	3	0	2	0	0	0	5	5.00
Hourly Total	0	0	7	0	2	0	0	0	9	9.00
Hourly Average	0.00	0.00	1.75	0.00	0.50	0.00	0.00	0.00	2.25	2.25
0800 - 0815	0	0	2	0	1	0	0	0	3	3.00
0815 - 0830	0	0	8	0	0	0	0	0	8	8.00
0830 - 0845	0	0	11	1	0	1	0	0	13	13.50
0845 - 0900	0	0	15	0	1	0	0	0	16	16.00
Hourly Total	0	0	36	1	2	1	0	0	40	40.50
Hourly Average	0.00	0.00	9.00	0.25	0.50	0.25	0.00	0.00	10.00	10.13
0900 - 0915	1	0	5	0	0	1	0	0	7	6.70
0915 - 0930	1	0	7	0	1	0	0	0	9	8.20
0930 - 0945	0	0	5	0	0	0	0	0	5	5.00
0945 - 1000	0	0	7	0	2	0	0	0	9	9.00
Hourly Total	2	0	24	0	3	1	0	0	30	28.90
Hourly Average	0.50	0.00	6.00	0.00	0.75	0.25	0.00	0.00	7.50	7.23

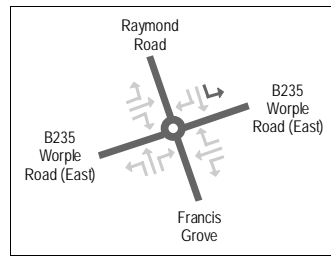
AM Session Total	2	0	67	1	7	2	0	0	79	78.40
AM Session Average	0.17	0.00	5.58	0.08	0.58	0.17	0.00	0.00	6.58	6.53

Movement 8.1: Left from Raymond Road to B235 Worple Road (East)									Flow in Vehicles / Hour	
TIME	P/CYCLE	M/CYCLE	CAR	TAXI	LGV	OGV1	OGV2	BUS/COACH	TOTAL	PCU TOTAL
0700 - 0715	0	0	4	0	0	0	0	0	4	4.00
0715 - 0730	0	0	4	0	0	0	0	0	4	4.00
0730 - 0745	0	0	8	0	0	0	0	0	8	8.00
0745 - 0800	0	0	12	0	8	0	0	0	20	20.00
Hourly Total	0	0	28	0	8	0	0	0	36	36.00
Hourly Average	0.00	0.00	7.00	0.00	2.00	0.00	0.00	0.00	9.00	9.00
0800 - 0815	0	0	8	0	4	0	0	0	12	12.00
0815 - 0830	0	0	32	0	0	0	0	0	32	32.00
0830 - 0845	0	0	44	4	0	4	0	0	52	54.00
0845 - 0900	0	0	60	0	4	0	0	0	64	64.00
Hourly Total	0	0	144	4	8	4	0	0	160	162.00
Hourly Average	0.00	0.00	36.00	1.00	2.00	1.00	0.00	0.00	40.00	40.50
0900 - 0915	4	0	20	0	0	4	0	0	28	26.80
0915 - 0930	4	0	28	0	4	0	0	0	36	32.80
0930 - 0945	0	0	20	0	0	0	0	0	20	20.00
0945 - 1000	0	0	28	0	8	0	0	0	36	36.00
Hourly Total	8	0	96	0	12	4	0	0	120	115.60
Hourly Average	2.00	0.00	24.00	0.00	3.00	1.00	0.00	0.00	30.00	28.90

AM Session Total	8	0	268	4	28	8	0	0	316	313.60
AM Session Average	0.67	0.00	22.33	0.33	2.33	0.67	0.00	0.00	26.33	26.13

Movement 8.1: Left from Raymond Road to B235 Worple Road (East)									Traffic Mix	
TIME	P/CYCLE	M/CYCLE	CAR	TAXI	LGV	OGV1	OGV2	BUS/COACH	TOTAL	PCU TOTAL
0700 - 0715	0.00	0.00	1.00	0.00	0.00	0.00	0.00	0.00	1	1.00
0715 - 0730	0.00	0.00	1.00	0.00	0.00	0.00	0.00	0.00	1	1.00
0730 - 0745	0.00	0.00	1.00	0.00	0.00	0.00	0.00	0.00	1	1.00
0745 - 0800	0.00	0.00	0.60	0.00	0.40	0.00	0.00	0.00	1	1.00
Hourly Total	0.00	0.00	3.60	0.00	0.40	0.00	0.00	0.00	4	4.00
Hourly Average	0.00	0.00	0.90	0.00	0.10	0.00	0.00	0.00	1.00	1.00
0800 - 0815	0.00	0.00	0.67	0.00	0.33	0.00	0.00	0.00	1	1.00
0815 - 0830	0.00	0.00	1.00	0.00	0.00	0.00	0.00	0.00	1	1.00
0830 - 0845	0.00	0.00	0.85	0.08	0.00	0.08	0.00	0.00	1	1.04
0845 - 0900	0.00	0.00	0.94	0.00	0.06	0.00	0.00	0.00	1	1.00
Hourly Total	0.00	0.00	3.45	0.08	0.40	0.08	0.00	0.00	4	4.04
Hourly Average	0.00	0.00	0.86	0.02	0.10	0.02	0.00	0.00	1.00	1.01
0900 - 0915	0.14	0.00	0.71	0.00	0.00	0.14	0.00	0.00	1	0.96
0915 - 0930	0.11	0.00	0.78	0.00	0.11	0.00	0.00	0.00	1	0.91
0930 - 0945	0.00	0.00	1.00	0.00	0.00	0.00	0.00	0.00	1	1.00
0945 - 1000	0.00	0.00	0.78	0.00	0.22	0.00	0.00	0.00	1	1.00
Hourly Total	0.25	0.00	3.27	0.00	0.33	0.14	0.00	0.00	4	3.87
Hourly Average	0.06	0.00	0.82	0.00	0.08	0.04	0.00	0.00	1.00	0.97

AM Session Total	0.25	0.00	10.32	0.08	1.13	0.22	0.00	0.00	12	11.91
AM Session Average	0.02	0.00	0.86	0.01	0.09	0.02	0.00	0.00	1.00	0.99



Movement 8.1: Left from Raymond Road to B235 Worple Road (East)									Original Data	
TIME	P/CYCLE	M/CYCLE	CAR	TAXI	LGV	OGV1	OGV2	BUS/COACH	TOTAL	PCU TOTAL
1130 - 1145	0	0	7	0	0	0	0	0	7	7.00
1145 - 1200	0	0	8	1	0	0	0	1	10	11.00
1200 - 1215	0	0	9	0	0	1	0	0	10	10.50
1215 - 1230	0	0	3	1	3	0	0	0	7	7.00
Hourly Total	0	0	27	2	3	1	0	1	34	35.50
Hourly Average	0.00	0.00	6.75	0.50	0.75	0.25	0.00	0.25	8.50	8.88
1230 - 1245	0	0	3	0	4	1	0	0	8	8.50
1245 - 1300	0	0	1	0	1	0	0	1	3	4.00
1300 - 1315	0	0	1	0	2	0	0	0	3	3.00
1315 - 1330	0	0	2	0	1	0	0	1	4	5.00
Hourly Total	0	0	7	0	8	1	0	2	18	20.50
Hourly Average	0.00	0.00	1.75	0.00	2.00	0.25	0.00	0.50	4.50	5.13
1330 - 1345	0	1	2	0	2	0	0	0	5	4.40
1345 - 1400	0	0	4	1	0	1	0	0	6	6.50
1400 - 1415	0	0	9	0	3	0	0	0	12	12.00
1415 - 1430	0	0	5	0	1	0	0	0	6	6.00
Hourly Total	0	1	20	1	6	1	0	0	29	28.90
Hourly Average	0.00	0.25	5.00	0.25	1.50	0.25	0.00	0.00	7.25	7.23

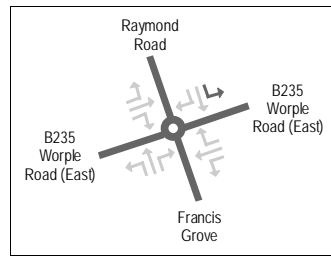
Inter Session Total	0	1	54	3	17	3	0	3	81	84.90
Inter Session Average	0.00	0.08	4.50	0.25	1.42	0.25	0.00	0.25	6.75	7.08

Movement 8.1: Left from Raymond Road to B235 Worple Road (East)									Flow in Vehicles / Hour	
TIME	P/CYCLE	M/CYCLE	CAR	TAXI	LGV	OGV1	OGV2	BUS/COACH	TOTAL	PCU TOTAL
1130 - 1145	0	0	28	0	0	0	0	0	28	28.00
1145 - 1200	0	0	32	4	0	0	0	4	40	44.00
1200 - 1215	0	0	36	0	0	4	0	0	40	42.00
1215 - 1230	0	0	12	4	12	0	0	0	28	28.00
Hourly Total	0	0	108	8	12	4	0	4	136	142.00
Hourly Average	0.00	0.00	27.00	2.00	3.00	1.00	0.00	1.00	34.00	35.50
1230 - 1245	0	0	12	0	16	4	0	0	32	34.00
1245 - 1300	0	0	4	0	4	0	0	4	12	16.00
1300 - 1315	0	0	4	0	8	0	0	0	12	12.00
1315 - 1330	0	0	8	0	4	0	0	4	16	20.00
Hourly Total	0	0	28	0	32	4	0	8	72	82.00
Hourly Average	0.00	0.00	7.00	0.00	8.00	1.00	0.00	2.00	18.00	20.50
1330 - 1345	0	4	8	0	8	0	0	0	20	17.60
1345 - 1400	0	0	16	4	0	4	0	0	24	26.00
1400 - 1415	0	0	36	0	12	0	0	0	48	48.00
1415 - 1430	0	0	20	0	4	0	0	0	24	24.00
Hourly Total	0	4	80	4	24	4	0	0	116	115.60
Hourly Average	0.00	1.00	20.00	1.00	6.00	1.00	0.00	0.00	29.00	28.90

Inter Session Total	0	4	216	12	68	12	0	12	324	339.60
Inter Session Average	0.00	0.33	18.00	1.00	5.67	1.00	0.00	1.00	27.00	28.30

Movement 8.1: Left from Raymond Road to B235 Worple Road (East)									Traffic Mix	
TIME	P/CYCLE	M/CYCLE	CAR	TAXI	LGV	OGV1	OGV2	BUS/COACH	TOTAL	PCU TOTAL
1130 - 1145	0.00	0.00	1.00	0.00	0.00	0.00	0.00	0.00	1	1.00
1145 - 1200	0.00	0.00	0.80	0.10	0.00	0.00	0.00	0.10	1	1.10
1200 - 1215	0.00	0.00	0.90	0.00	0.00	0.10	0.00	0.00	1	1.05
1215 - 1230	0.00	0.00	0.43	0.14	0.43	0.00	0.00	0.00	1	1.00
Hourly Total	0.00	0.00	3.13	0.24	0.43	0.10	0.00	0.10	4	4.15
Hourly Average	0.00	0.00	0.78	0.06	0.11	0.03	0.00	0.03	1.00	1.04
1230 - 1245	0.00	0.00	0.38	0.00	0.50	0.13	0.00	0.00	1	1.06
1245 - 1300	0.00	0.00	0.33	0.00	0.33	0.00	0.00	0.33	1	1.33
1300 - 1315	0.00	0.00	0.33	0.00	0.67	0.00	0.00	0.00	1	1.00
1315 - 1330	0.00	0.00	0.50	0.00	0.25	0.00	0.00	0.25	1	1.25
Hourly Total	0.00	0.00	1.54	0.00	1.75	0.13	0.00	0.58	4	4.65
Hourly Average	0.00	0.00	0.39	0.00	0.44	0.03	0.00	0.15	1.00	1.16
1330 - 1345	0.00	0.20	0.40	0.00	0.40	0.00	0.00	0.00	1	0.88
1345 - 1400	0.00	0.00	0.67	0.17	0.00	0.17	0.00	0.00	1	1.08
1400 - 1415	0.00	0.00	0.75	0.00	0.25	0.00	0.00	0.00	1	1.00
1415 - 1430	0.00	0.00	0.83	0.00	0.17	0.00	0.00	0.00	1	1.00
Hourly Total	0.00	0.20	2.65	0.17	0.82	0.17	0.00	0.00	4	3.96
Hourly Average	0.00	0.05	0.66	0.04	0.20	0.04	0.00	0.00	1.00	0.99

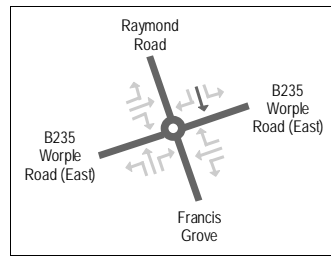
Inter Session Total	0.00	0.20	7.32	0.41	3.00	0.39	0.00	0.68	12	12.76
Inter Session Average	0.00	0.02	0.61	0.03	0.25	0.03	0.00	0.06	1.00	1.06



Movement 8.1: Left from Raymond Road to B235 Worple Road (East)									Original Data	
TIME	P/CYCLE	M/CYCLE	CAR	TAXI	LGV	OGV1	OGV2	BUS/COACH	TOTAL	PCU TOTAL
1500 - 1515	0	0	5	0	1	0	0	0	6	6.00
1515 - 1530	0	0	3	0	0	1	0	0	4	4.50
1530 - 1545	0	0	9	0	1	0	0	0	10	10.00
1545 - 1600	0	0	9	0	0	0	0	0	9	9.00
Hourly Total	0	0	26	0	2	1	0	0	29	29.50
Hourly Average	0.00	0.00	6.50	0.00	0.50	0.25	0.00	0.00	7.25	7.38
1600 - 1615	0	0	6	0	0	0	0	0	6	6.00
1615 - 1630	0	1	4	0	1	0	0	0	6	5.40
1630 - 1645	0	0	8	0	1	0	0	0	9	9.00
1645 - 1700	0	0	6	0	0	0	0	0	6	6.00
Hourly Total	0	1	24	0	2	0	0	0	27	26.40
Hourly Average	0.00	0.25	6.00	0.00	0.50	0.00	0.00	0.00	6.75	6.60
1700 - 1715	0	0	4	0	1	0	0	0	5	5.00
1715 - 1730	0	0	6	1	0	0	0	0	7	7.00
1730 - 1745	0	0	8	0	0	0	0	0	8	8.00
1745 - 1800	0	0	3	0	0	0	0	0	3	3.00
Hourly Total	0	0	21	1	1	0	0	0	23	23.00
Hourly Average	0.00	0.00	5.25	0.25	0.25	0.00	0.00	0.00	5.75	5.75
1800 - 1815	0	0	2	0	0	0	0	0	2	2.00
1815 - 1830	0	0	7	0	3	0	0	0	10	10.00
1830 - 1845	0	0	6	0	0	0	0	0	6	6.00
1845 - 1900	0	0	5	0	0	0	0	0	5	5.00
Hourly Total	0	0	20	0	3	0	0	0	23	23.00
Hourly Average	0.00	0.00	5.00	0.00	0.75	0.00	0.00	0.00	5.75	5.75
PM Session Total	0	1	91	1	8	1	0	0	102	101.90
PM Session Average	0.00	0.06	5.69	0.06	0.50	0.06	0.00	0.00	6.38	6.37

Movement 8.1: Left from Raymond Road to B235 Worple Road (East)									Flow in Vehicles / Hour	
TIME	P/CYCLE	M/CYCLE	CAR	TAXI	LGV	OGV1	OGV2	BUS/COACH	TOTAL	PCU TOTAL
1500 - 1515	0	0	20	0	4	0	0	0	24	24.00
1515 - 1530	0	0	12	0	0	4	0	0	16	18.00
1530 - 1545	0	0	36	0	4	0	0	0	40	40.00
1545 - 1600	0	0	36	0	0	0	0	0	36	36.00
Hourly Total	0	0	104	0	8	4	0	0	116	118.00
Hourly Average	0.00	0.00	26.00	0.00	2.00	1.00	0.00	0.00	29.00	29.50
1600 - 1615	0	0	24	0	0	0	0	0	24	24.00
1615 - 1630	0	4	16	0	4	0	0	0	24	21.60
1630 - 1645	0	0	32	0	4	0	0	0	36	36.00
1645 - 1700	0	0	24	0	0	0	0	0	24	24.00
Hourly Total	0	4	96	0	8	0	0	0	108	105.60
Hourly Average	0.00	1.00	24.00	0.00	2.00	0.00	0.00	0.00	27.00	26.40
1700 - 1715	0	0	16	0	4	0	0	0	20	20.00
1715 - 1730	0	0	24	4	0	0	0	0	28	28.00
1730 - 1745	0	0	32	0	0	0	0	0	32	32.00
1745 - 1800	0	0	12	0	0	0	0	0	12	12.00
Hourly Total	0	0	84	4	4	0	0	0	92	92.00
Hourly Average	0.00	0.00	21.00	1.00	1.00	0.00	0.00	0.00	23.00	23.00
1800 - 1815	0	0	8	0	0	0	0	0	8	8.00
1815 - 1830	0	0	28	0	12	0	0	0	40	40.00
1830 - 1845	0	0	24	0	0	0	0	0	24	24.00
1845 - 1900	0	0	20	0	0	0	0	0	20	20.00
Hourly Total	0	0	80	0	12	0	0	0	92	92.00
Hourly Average	0.00	0.00	20.00	0.00	3.00	0.00	0.00	0.00	23.00	23.00
PM Session Total	0	4	364	4	32	4	0	0	408	407.60
PM Session Average	0.00	0.25	22.75	0.25	2.00	0.25	0.00	0.00	25.50	25.48

Movement 8.1: Left from Raymond Road to B235 Worple Road (East)									Traffic Mix	
TIME	P/CYCLE	M/CYCLE	CAR	TAXI	LGV	OGV1	OGV2	BUS/COACH	TOTAL	PCU TOTAL
1500 - 1515	0.00	0.00	0.83	0.00	0.17	0.00	0.00	0.00	1	1.00
1515 - 1530	0.00	0.00	0.75	0.00	0.00	0.25	0.00	0.00	1	1.13
1530 - 1545	0.00	0.00	0.90	0.00	0.10	0.00	0.00	0.00	1	1.00
1545 - 1600	0.00	0.00	1.00	0.00	0.00	0.00	0.00	0.00	1	1.00
Hourly Total	0.00	0.00	3.48	0.00	0.27	0.25	0.00	0.00	4	4.13
Hourly Average	0.00	0.00	0.87	0.00	0.07	0.06	0.00	0.00	1.00	1.03
1600 - 1615	0.00	0.00	1.00	0.00	0.00	0.00	0.00	0.00	1	1.00
1615 - 1630	0.00	0.17	0.67	0.00	0.17	0.00	0.00	0.00	1	0.90
1630 - 1645	0.00	0.00	0.89	0.00	0.11	0.00	0.00	0.00	1	1.00
1645 - 1700	0.00	0.00	1.00	0.00	0.00	0.00	0.00	0.00	1	1.00
Hourly Total	0.00	0.17	3.56	0.00	0.28	0.00	0.00	0.00	4	3.90
Hourly Average	0.00	0.04	0.89	0.00	0.07	0.00	0.00	0.00	1.00	0.98
1700 - 1715	0.00	0.00	0.80	0.00	0.20	0.00	0.00	0.00	1	1.00
1715 - 1730	0.00	0.00	0.86	0.14	0.00	0.00	0.00	0.00	1	1.00
1730 - 1745	0.00	0.00	1.00	0.00	0.00	0.00	0.00	0.00	1	1.00
1745 - 1800	0.00	0.00	1.00	0.00	0.00	0.00	0.00	0.00	1	1.00
Hourly Total	0.00	0.00	3.66	0.14	0.20	0.00	0.00	0.00	4	4.00
Hourly Average	0.00	0.00	0.91	0.04	0.05	0.00	0.00	0.00	1.00	1.00
1800 - 1815	0.00	0.00	1.00	0.00	0.00	0.00	0.00	0.00	1	1.00
1815 - 1830	0.00	0.00	0.70	0.00	0.30	0.00	0.00	0.00	1	1.00
1830 - 1845	0.00	0.00	1.00	0.00	0.00	0.00	0.00	0.00	1	1.00
1845 - 1900	0.00	0.00	1.00	0.00	0.00	0.00	0.00	0.00	1	1.00
Hourly Total	0.00	0.00	3.70	0.00	0.30	0.00	0.00	0.00	4	4.00
Hourly Average	0.00	0.00	0.93	0.00	0.08	0.00	0.00	0.00	1.00	1.00
PM Session Total	0.00	0.17	14.40	0.14	1.04	0.25	0.00	0.00	16.00	16.03
PM Session Average	0.00	0.01	0.90	0.01	0.07	0.02	0.00	0.00	1.00	1.00



Movement 8.2: Southbound from Raymond Road to Francis Grove									Original Data	
TIME	P/CYCLE	M/CYCLE	CAR	TAXI	LGV	OGV1	OGV2	BUS/COACH	TOTAL	PCU TOTAL
0700 - 0715	0	0	3	0	0	0	0	0	3	3.00
0715 - 0730	0	0	0	0	1	0	1	0	2	3.30
0730 - 0745	0	0	4	0	1	0	0	0	5	5.00
0745 - 0800	0	0	4	0	1	0	0	0	5	5.00
Hourly Total	0	0	11	0	3	0	1	0	15	16.30
Hourly Average	0.00	0.00	2.75	0.00	0.75	0.00	0.25	0.00	3.75	4.08
0800 - 0815	0	0	10	0	0	0	0	0	10	10.00
0815 - 0830	1	0	24	0	3	0	0	0	28	27.20
0830 - 0845	0	0	8	0	0	0	0	0	8	8.00
0845 - 0900	0	0	6	0	1	0	0	0	7	7.00
Hourly Total	1	0	48	0	4	0	0	0	53	52.20
Hourly Average	0.25	0.00	12.00	0.00	1.00	0.00	0.00	0.00	13.25	13.05
0900 - 0915	0	0	1	0	3	0	0	0	4	4.00
0915 - 0930	0	0	1	0	1	0	0	0	2	2.00
0930 - 0945	0	0	2	0	1	0	0	0	3	3.00
0945 - 1000	0	0	3	0	1	0	0	0	4	4.00
Hourly Total	0	0	7	0	6	0	0	0	13	13.00
Hourly Average	0.00	0.00	1.75	0.00	1.50	0.00	0.00	0.00	3.25	3.25

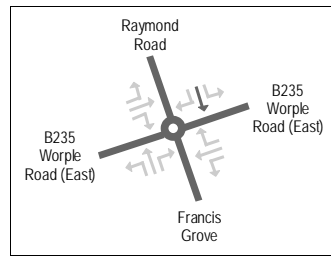
AM Session Total	1	0	66	0	13	0	1	0	81	81.50
AM Session Average	0.08	0.00	5.50	0.00	1.08	0.00	0.08	0.00	6.75	6.79

Movement 8.2: Southbound from Raymond Road to Francis Grove									Flow in Vehicles / Hour	
TIME	P/CYCLE	M/CYCLE	CAR	TAXI	LGV	OGV1	OGV2	BUS/COACH	TOTAL	PCU TOTAL
0700 - 0715	0	0	12	0	0	0	0	0	12	12.00
0715 - 0730	0	0	0	0	4	0	4	0	8	13.20
0730 - 0745	0	0	16	0	4	0	0	0	20	20.00
0745 - 0800	0	0	16	0	4	0	0	0	20	20.00
Hourly Total	0	0	44	0	12	0	4	0	60	65.20
Hourly Average	0.00	0.00	11.00	0.00	3.00	0.00	1.00	0.00	15.00	16.30
0800 - 0815	0	0	40	0	0	0	0	0	40	40.00
0815 - 0830	4	0	96	0	12	0	0	0	112	108.80
0830 - 0845	0	0	32	0	0	0	0	0	32	32.00
0845 - 0900	0	0	24	0	4	0	0	0	28	28.00
Hourly Total	4	0	192	0	16	0	0	0	212	208.80
Hourly Average	1.00	0.00	48.00	0.00	4.00	0.00	0.00	0.00	53.00	52.20
0900 - 0915	0	0	4	0	12	0	0	0	16	16.00
0915 - 0930	0	0	4	0	4	0	0	0	8	8.00
0930 - 0945	0	0	8	0	4	0	0	0	12	12.00
0945 - 1000	0	0	12	0	4	0	0	0	16	16.00
Hourly Total	0	0	28	0	24	0	0	0	52	52.00
Hourly Average	0.00	0.00	7.00	0.00	6.00	0.00	0.00	0.00	13.00	13.00

AM Session Total	4	0	264	0	52	0	4	0	324	326.00
AM Session Average	0.33	0.00	22.00	0.00	4.33	0.00	0.33	0.00	27.00	27.17

Movement 8.2: Southbound from Raymond Road to Francis Grove									Traffic Mix	
TIME	P/CYCLE	M/CYCLE	CAR	TAXI	LGV	OGV1	OGV2	BUS/COACH	TOTAL	PCU TOTAL
0700 - 0715	0.00	0.00	1.00	0.00	0.00	0.00	0.00	0.00	1	1.00
0715 - 0730	0.00	0.00	0.00	0.00	0.50	0.00	0.50	0.00	1	1.65
0730 - 0745	0.00	0.00	0.80	0.00	0.20	0.00	0.00	0.00	1	1.00
0745 - 0800	0.00	0.00	0.80	0.00	0.20	0.00	0.00	0.00	1	1.00
Hourly Total	0.00	0.00	2.60	0.00	0.90	0.00	0.50	0.00	4	4.65
Hourly Average	0.00	0.00	0.65	0.00	0.23	0.00	0.13	0.00	1.00	1.16
0800 - 0815	0.00	0.00	1.00	0.00	0.00	0.00	0.00	0.00	1	1.00
0815 - 0830	0.04	0.00	0.86	0.00	0.11	0.00	0.00	0.00	1	0.97
0830 - 0845	0.00	0.00	1.00	0.00	0.00	0.00	0.00	0.00	1	1.00
0845 - 0900	0.00	0.00	0.86	0.00	0.14	0.00	0.00	0.00	1	1.00
Hourly Total	0.04	0.00	3.71	0.00	0.25	0.00	0.00	0.00	4	3.97
Hourly Average	0.01	0.00	0.93	0.00	0.06	0.00	0.00	0.00	1.00	0.99
0900 - 0915	0.00	0.00	0.25	0.00	0.75	0.00	0.00	0.00	1	1.00
0915 - 0930	0.00	0.00	0.50	0.00	0.50	0.00	0.00	0.00	1	1.00
0930 - 0945	0.00	0.00	0.67	0.00	0.33	0.00	0.00	0.00	1	1.00
0945 - 1000	0.00	0.00	0.75	0.00	0.25	0.00	0.00	0.00	1	1.00
Hourly Total	0.00	0.00	2.17	0.00	1.83	0.00	0.00	0.00	4	4.00
Hourly Average	0.00	0.00	0.54	0.00	0.46	0.00	0.00	0.00	1.00	1.00

AM Session Total	0.04	0.00	8.48	0.00	2.98	0.00	0.50	0.00	12	12.62
AM Session Average	0.00	0.00	0.71	0.00	0.25	0.00	0.04	0.00	1.00	1.05



Movement 8.2: Southbound from Raymond Road to Francis Grove									Original Data	
TIME	P/CYCLE	M/CYCLE	CAR	TAXI	LGV	OGV1	OGV2	BUS/COACH	TOTAL	PCU TOTAL
1130 - 1145	0	0	2	0	0	0	0	0	2	2.00
1145 - 1200	1	0	3	0	0	0	0	0	4	3.20
1200 - 1215	0	0	2	0	0	0	0	0	2	2.00
1215 - 1230	0	0	4	0	2	0	0	0	6	6.00
Hourly Total	1	0	11	0	2	0	0	0	14	13.20
Hourly Average	0.25	0.00	2.75	0.00	0.50	0.00	0.00	0.00	3.50	3.30
1230 - 1245	0	0	1	0	1	0	0	0	2	2.00
1245 - 1300	0	1	2	0	0	0	0	0	3	2.40
1300 - 1315	0	1	6	0	3	0	0	0	10	9.40
1315 - 1330	0	0	1	0	2	0	0	0	3	3.00
Hourly Total	0	2	10	0	6	0	0	0	18	16.80
Hourly Average	0.00	0.50	2.50	0.00	1.50	0.00	0.00	0.00	4.50	4.20
1330 - 1345	0	1	3	0	0	0	0	0	4	3.40
1345 - 1400	0	0	3	0	0	0	0	0	3	3.00
1400 - 1415	0	0	3	0	1	0	0	0	4	4.00
1415 - 1430	0	0	3	0	3	1	0	0	7	7.50
Hourly Total	0	1	12	0	4	1	0	0	18	17.90
Hourly Average	0.00	0.25	3.00	0.00	1.00	0.25	0.00	0.00	4.50	4.48

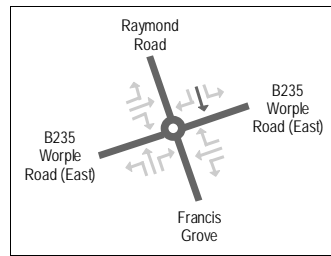
Inter Session Total	1	3	33	0	12	1	0	0	50	47.90
Inter Session Average	0.08	0.25	2.75	0.00	1.00	0.08	0.00	0.00	4.17	3.99

Movement 8.2: Southbound from Raymond Road to Francis Grove									Flow in Vehicles / Hour	
TIME	P/CYCLE	M/CYCLE	CAR	TAXI	LGV	OGV1	OGV2	BUS/COACH	TOTAL	PCU TOTAL
1130 - 1145	0	0	8	0	0	0	0	0	8	8.00
1145 - 1200	4	0	12	0	0	0	0	0	16	12.80
1200 - 1215	0	0	8	0	0	0	0	0	8	8.00
1215 - 1230	0	0	16	0	8	0	0	0	24	24.00
Hourly Total	4	0	44	0	8	0	0	0	56	52.80
Hourly Average	1.00	0.00	11.00	0.00	2.00	0.00	0.00	0.00	14.00	13.20
1230 - 1245	0	0	4	0	4	0	0	0	8	8.00
1245 - 1300	0	4	8	0	0	0	0	0	12	9.60
1300 - 1315	0	4	24	0	12	0	0	0	40	37.60
1315 - 1330	0	0	4	0	8	0	0	0	12	12.00
Hourly Total	0	8	40	0	24	0	0	0	72	67.20
Hourly Average	0.00	2.00	10.00	0.00	6.00	0.00	0.00	0.00	18.00	16.80
1330 - 1345	0	4	12	0	0	0	0	0	16	13.60
1345 - 1400	0	0	12	0	0	0	0	0	12	12.00
1400 - 1415	0	0	12	0	4	0	0	0	16	16.00
1415 - 1430	0	0	12	0	12	4	0	0	28	30.00
Hourly Total	0	4	48	0	16	4	0	0	72	71.60
Hourly Average	0.00	1.00	12.00	0.00	4.00	1.00	0.00	0.00	18.00	17.90

Inter Session Total	4	12	132	0	48	4	0	0	200	191.60
Inter Session Average	0.33	1.00	11.00	0.00	4.00	0.33	0.00	0.00	16.67	15.97

Movement 8.2: Southbound from Raymond Road to Francis Grove									Traffic Mix	
TIME	P/CYCLE	M/CYCLE	CAR	TAXI	LGV	OGV1	OGV2	BUS/COACH	TOTAL	PCU TOTAL
1130 - 1145	0.00	0.00	1.00	0.00	0.00	0.00	0.00	0.00	1	1.00
1145 - 1200	0.25	0.00	0.75	0.00	0.00	0.00	0.00	0.00	1	0.80
1200 - 1215	0.00	0.00	1.00	0.00	0.00	0.00	0.00	0.00	1	1.00
1215 - 1230	0.00	0.00	0.67	0.00	0.33	0.00	0.00	0.00	1	1.00
Hourly Total	0.25	0.00	3.42	0.00	0.33	0.00	0.00	0.00	4	3.80
Hourly Average	0.06	0.00	0.85	0.00	0.08	0.00	0.00	0.00	1.00	0.95
1230 - 1245	0.00	0.00	0.50	0.00	0.50	0.00	0.00	0.00	1	1.00
1245 - 1300	0.00	0.33	0.67	0.00	0.00	0.00	0.00	0.00	1	0.80
1300 - 1315	0.00	0.10	0.60	0.00	0.30	0.00	0.00	0.00	1	0.94
1315 - 1330	0.00	0.00	0.33	0.00	0.67	0.00	0.00	0.00	1	1.00
Hourly Total	0.00	0.43	2.10	0.00	1.47	0.00	0.00	0.00	4	3.74
Hourly Average	0.00	0.11	0.53	0.00	0.37	0.00	0.00	0.00	1.00	0.94
1330 - 1345	0.00	0.25	0.75	0.00	0.00	0.00	0.00	0.00	1	0.85
1345 - 1400	0.00	0.00	1.00	0.00	0.00	0.00	0.00	0.00	1	1.00
1400 - 1415	0.00	0.00	0.75	0.00	0.25	0.00	0.00	0.00	1	1.00
1415 - 1430	0.00	0.00	0.43	0.00	0.43	0.14	0.00	0.00	1	1.07
Hourly Total	0.00	0.25	2.93	0.00	0.68	0.14	0.00	0.00	4	3.92
Hourly Average	0.00	0.06	0.73	0.00	0.17	0.04	0.00	0.00	1.00	0.98

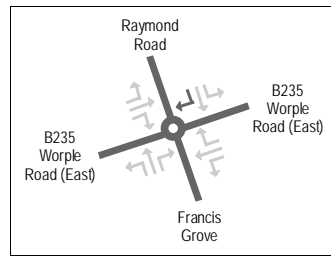
Inter Session Total	0.25	0.68	8.45	0.00	2.48	0.14	0.00	0.00	12	11.46
Inter Session Average	0.02	0.06	0.70	0.00	0.21	0.01	0.00	0.00	1.00	0.96



Movement 8.2: Southbound from Raymond Road to Francis Grove									Original Data	
TIME	P/CYCLE	M/CYCLE	CAR	TAXI	LGV	OGV1	OGV2	BUS/COACH	TOTAL	PCU TOTAL
1500 - 1515	0	0	15	1	3	0	0	0	19	19.00
1515 - 1530	0	0	5	0	1	0	0	0	7	7.50
1530 - 1545	0	0	13	0	1	0	0	0	14	14.00
1545 - 1600	0	0	5	0	1	0	0	0	6	6.00
Hourly Total	0	0	38	1	6	1	0	0	46	46.50
Hourly Average	0.00	0.00	9.50	0.25	1.50	0.25	0.00	0.00	11.50	11.63
1600 - 1615	0	0	18	0	2	0	0	0	20	20.00
1615 - 1630	0	1	5	0	0	0	0	0	6	5.40
1630 - 1645	0	0	4	0	2	0	0	0	6	6.00
1645 - 1700	0	0	7	1	0	0	0	0	8	8.00
Hourly Total	0	1	34	1	4	0	0	0	40	39.40
Hourly Average	0.00	0.25	8.50	0.25	1.00	0.00	0.00	0.00	10.00	9.85
1700 - 1715	1	0	16	0	0	0	0	0	17	16.20
1715 - 1730	1	0	11	0	0	0	0	0	12	11.20
1730 - 1745	0	0	4	0	0	0	0	0	4	4.00
1745 - 1800	0	0	6	0	0	0	0	0	6	6.00
Hourly Total	2	0	37	0	0	0	0	0	39	37.40
Hourly Average	0.50	0.00	9.25	0.00	0.00	0.00	0.00	0.00	9.75	9.35
1800 - 1815	0	0	4	0	0	0	0	0	4	4.00
1815 - 1830	0	0	5	0	0	0	0	0	5	5.00
1830 - 1845	0	0	6	0	0	0	0	0	6	6.00
1845 - 1900	0	1	4	0	0	0	0	0	5	4.40
Hourly Total	0	1	19	0	0	0	0	0	20	19.40
Hourly Average	0.00	0.25	4.75	0.00	0.00	0.00	0.00	0.00	5.00	4.85
PM Session Total	2	2	128	2	10	1	0	0	145	142.70
PM Session Average	0.13	0.13	8.00	0.13	0.63	0.06	0.00	0.00	9.06	8.92

Movement 8.2: Southbound from Raymond Road to Francis Grove									Flow in Vehicles / Hour	
TIME	P/CYCLE	M/CYCLE	CAR	TAXI	LGV	OGV1	OGV2	BUS/COACH	TOTAL	PCU TOTAL
1500 - 1515	0	0	60	4	12	0	0	0	76	76.00
1515 - 1530	0	0	20	0	4	4	0	0	28	30.00
1530 - 1545	0	0	52	0	4	0	0	0	56	56.00
1545 - 1600	0	0	20	0	4	0	0	0	24	24.00
Hourly Total	0	0	152	4	24	4	0	0	184	186.00
Hourly Average	0.00	0.00	38.00	1.00	6.00	1.00	0.00	0.00	46.00	46.50
1600 - 1615	0	0	72	0	8	0	0	0	80	80.00
1615 - 1630	0	4	20	0	0	0	0	0	24	21.60
1630 - 1645	0	0	16	0	8	0	0	0	24	24.00
1645 - 1700	0	0	28	4	0	0	0	0	32	32.00
Hourly Total	0	4	136	4	16	0	0	0	160	157.60
Hourly Average	0.00	1.00	34.00	1.00	4.00	0.00	0.00	0.00	40.00	39.40
1700 - 1715	4	0	64	0	0	0	0	0	68	64.80
1715 - 1730	4	0	44	0	0	0	0	0	48	44.80
1730 - 1745	0	0	16	0	0	0	0	0	16	16.00
1745 - 1800	0	0	24	0	0	0	0	0	24	24.00
Hourly Total	8	0	148	0	0	0	0	0	156	149.60
Hourly Average	2.00	0.00	37.00	0.00	0.00	0.00	0.00	0.00	39.00	37.40
1800 - 1815	0	0	16	0	0	0	0	0	16	16.00
1815 - 1830	0	0	20	0	0	0	0	0	20	20.00
1830 - 1845	0	0	24	0	0	0	0	0	24	24.00
1845 - 1900	0	4	16	0	0	0	0	0	20	17.60
Hourly Total	0	4	76	0	0	0	0	0	80	77.60
Hourly Average	0.00	1.00	19.00	0.00	0.00	0.00	0.00	0.00	20.00	19.40
PM Session Total	8	8	512	8	40	4	0	0	580	570.80
PM Session Average	0.50	0.50	32.00	0.50	2.50	0.25	0.00	0.00	36.25	35.68

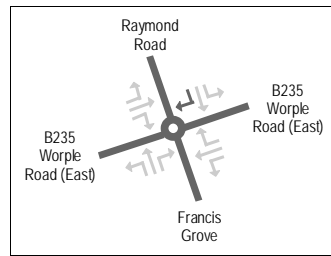
Movement 8.2: Southbound from Raymond Road to Francis Grove									Traffic Mix	
TIME	P/CYCLE	M/CYCLE	CAR	TAXI	LGV	OGV1	OGV2	BUS/COACH	TOTAL	PCU TOTAL
1500 - 1515	0.00	0.00	0.79	0.05	0.16	0.00	0.00	0.00	1	1.00
1515 - 1530	0.00	0.00	0.71	0.00	0.14	0.14	0.00	0.00	1	1.07
1530 - 1545	0.00	0.00	0.93	0.00	0.07	0.00	0.00	0.00	1	1.00
1545 - 1600	0.00	0.00	0.83	0.00	0.17	0.00	0.00	0.00	1	1.00
Hourly Total	0.00	0.00	3.27	0.05	0.54	0.14	0.00	0.00	4	4.07
Hourly Average	0.00	0.00	0.82	0.01	0.13	0.04	0.00	0.00	1.00	1.02
1600 - 1615	0.00	0.00	0.90	0.00	0.10	0.00	0.00	0.00	1	1.00
1615 - 1630	0.00	0.17	0.83	0.00	0.00	0.00	0.00	0.00	1	0.90
1630 - 1645	0.00	0.00	0.67	0.00	0.33	0.00	0.00	0.00	1	1.00
1645 - 1700	0.00	0.00	0.88	0.13	0.00	0.00	0.00	0.00	1	1.00
Hourly Total	0.00	0.17	3.28	0.13	0.43	0.00	0.00	0.00	4	3.90
Hourly Average	0.00	0.04	0.82	0.03	0.11	0.00	0.00	0.00	1.00	0.98
1700 - 1715	0.06	0.00	0.94	0.00	0.00	0.00	0.00	0.00	1	0.95
1715 - 1730	0.08	0.00	0.92	0.00	0.00	0.00	0.00	0.00	1	0.93
1730 - 1745	0.00	0.00	1.00	0.00	0.00	0.00	0.00	0.00	1	1.00
1745 - 1800	0.00	0.00	1.00	0.00	0.00	0.00	0.00	0.00	1	1.00
Hourly Total	0.14	0.00	3.86	0.00	0.00	0.00	0.00	0.00	4	3.89
Hourly Average	0.04	0.00	0.96	0.00	0.00	0.00	0.00	0.00	1.00	0.97
1800 - 1815	0.00	0.00	1.00	0.00	0.00	0.00	0.00	0.00	1	1.00
1815 - 1830	0.00	0.00	1.00	0.00	0.00	0.00	0.00	0.00	1	1.00
1830 - 1845	0.00	0.00	1.00	0.00	0.00	0.00	0.00	0.00	1	1.00
1845 - 1900	0.00	0.20	0.80	0.00	0.00	0.00	0.00	0.00	1	0.88
Hourly Total	0.00	0.20	3.80	0.00	0.00	0.00	0.00	0.00	4	3.88
Hourly Average	0.00	0.05	0.95	0.00	0.00	0.00	0.00	0.00	1.00	0.97
PM Session Total	0.14	0.37	14.20	0.18	0.97	0.14	0.00	0.00	16.00	15.74
PM Session Average	0.01	0.02	0.89	0.01	0.06	0.01	0.00	0.00	1.00	0.98



Movement 8.3: Right from Raymond Road to B235 Worple Road (West)									Original Data	
TIME	P/CYCLE	M/CYCLE	CAR	TAXI	LGV	OGV1	OGV2	BUS/COACH	TOTAL	PCU TOTAL
0700 - 0715	0	0	1	0	1	0	0	0	2	2.00
0715 - 0730	0	0	6	0	0	0	0	0	6	6.00
0730 - 0745	0	0	7	0	0	0	0	0	7	7.00
0745 - 0800	0	0	9	0	0	0	0	0	9	9.00
Hourly Total	0	0	23	0	1	0	0	0	24	24.00
Hourly Average	0.00	0.00	5.75	0.00	0.25	0.00	0.00	0.00	6.00	6.00
0800 - 0815	1	0	22	0	2	0	0	0	25	24.20
0815 - 0830	0	0	29	0	2	0	0	0	31	31.00
0830 - 0845	0	0	40	0	1	0	0	0	41	41.00
0845 - 0900	1	0	16	0	0	0	0	0	17	16.20
Hourly Total	2	0	107	0	5	0	0	0	114	112.40
Hourly Average	0.50	0.00	26.75	0.00	1.25	0.00	0.00	0.00	28.50	28.10
0900 - 0915	0	0	8	0	0	0	0	0	8	8.00
0915 - 0930	0	0	5	0	0	0	0	0	5	5.00
0930 - 0945	1	0	7	0	1	0	0	0	9	8.20
0945 - 1000	0	1	4	0	0	0	0	0	5	4.40
Hourly Total	1	1	24	0	1	0	0	0	27	25.60
Hourly Average	0.25	0.25	6.00	0.00	0.25	0.00	0.00	0.00	6.75	6.40
AM Session Total	3	1	154	0	7	0	0	0	165	162.00
AM Session Average	0.25	0.08	12.83	0.00	0.58	0.00	0.00	0.00	13.75	13.50

Movement 8.3: Right from Raymond Road to B235 Worple Road (West)									Flow in Vehicles / Hour	
TIME	P/CYCLE	M/CYCLE	CAR	TAXI	LGV	OGV1	OGV2	BUS/COACH	TOTAL	PCU TOTAL
0700 - 0715	0	0	4	0	4	0	0	0	8	8.00
0715 - 0730	0	0	24	0	0	0	0	0	24	24.00
0730 - 0745	0	0	28	0	0	0	0	0	28	28.00
0745 - 0800	0	0	36	0	0	0	0	0	36	36.00
Hourly Total	0	0	92	0	4	0	0	0	96	96.00
Hourly Average	0.00	0.00	23.00	0.00	1.00	0.00	0.00	0.00	24.00	24.00
0800 - 0815	4	0	88	0	8	0	0	0	100	96.80
0815 - 0830	0	0	116	0	8	0	0	0	124	124.00
0830 - 0845	0	0	160	0	4	0	0	0	164	164.00
0845 - 0900	4	0	64	0	0	0	0	0	68	64.80
Hourly Total	8	0	428	0	20	0	0	0	456	449.60
Hourly Average	2.00	0.00	107.00	0.00	5.00	0.00	0.00	0.00	114.00	112.40
0900 - 0915	0	0	32	0	0	0	0	0	32	32.00
0915 - 0930	0	0	20	0	0	0	0	0	20	20.00
0930 - 0945	4	0	28	0	4	0	0	0	36	32.80
0945 - 1000	0	4	16	0	0	0	0	0	20	17.60
Hourly Total	4	4	96	0	4	0	0	0	108	102.40
Hourly Average	1.00	1.00	24.00	0.00	1.00	0.00	0.00	0.00	27.00	25.60
AM Session Total	12	4	616	0	28	0	0	0	660	648.00
AM Session Average	1.00	0.33	51.33	0.00	2.33	0.00	0.00	0.00	55.00	54.00

Movement 8.3: Right from Raymond Road to B235 Worple Road (West)									Traffic Mix	
TIME	P/CYCLE	M/CYCLE	CAR	TAXI	LGV	OGV1	OGV2	BUS/COACH	TOTAL	PCU TOTAL
0700 - 0715	0.00	0.00	0.50	0.00	0.50	0.00	0.00	0.00	1	1.00
0715 - 0730	0.00	0.00	1.00	0.00	0.00	0.00	0.00	0.00	1	1.00
0730 - 0745	0.00	0.00	1.00	0.00	0.00	0.00	0.00	0.00	1	1.00
0745 - 0800	0.00	0.00	1.00	0.00	0.00	0.00	0.00	0.00	1	1.00
Hourly Total	0.00	0.00	3.50	0.00	0.50	0.00	0.00	0.00	4	4.00
Hourly Average	0.00	0.00	0.88	0.00	0.13	0.00	0.00	0.00	1.00	1.00
0800 - 0815	0.04	0.00	0.88	0.00	0.08	0.00	0.00	0.00	1	0.97
0815 - 0830	0.00	0.00	0.94	0.00	0.06	0.00	0.00	0.00	1	1.00
0830 - 0845	0.00	0.00	0.98	0.00	0.02	0.00	0.00	0.00	1	1.00
0845 - 0900	0.06	0.00	0.94	0.00	0.00	0.00	0.00	0.00	1	0.95
Hourly Total	0.10	0.00	3.73	0.00	0.17	0.00	0.00	0.00	4	3.92
Hourly Average	0.02	0.00	0.93	0.00	0.04	0.00	0.00	0.00	1.00	0.98
0900 - 0915	0.00	0.00	1.00	0.00	0.00	0.00	0.00	0.00	1	1.00
0915 - 0930	0.00	0.00	1.00	0.00	0.00	0.00	0.00	0.00	1	1.00
0930 - 0945	0.11	0.00	0.78	0.00	0.11	0.00	0.00	0.00	1	0.91
0945 - 1000	0.00	0.20	0.80	0.00	0.00	0.00	0.00	0.00	1	0.88
Hourly Total	0.11	0.20	3.58	0.00	0.11	0.00	0.00	0.00	4	3.79
Hourly Average	0.03	0.05	0.89	0.00	0.03	0.00	0.00	0.00	1.00	0.95
AM Session Total	0.21	0.20	10.81	0.00	0.78	0.00	0.00	0.00	12	11.71
AM Session Average	0.02	0.02	0.90	0.00	0.07	0.00	0.00	0.00	1.00	0.98



Movement 8.3: Right from Raymond Road to B235 Worple Road (West)									Original Data	
TIME	P/CYCLE	M/CYCLE	CAR	TAXI	LGV	OGV1	OGV2	BUS/COACH	TOTAL	PCU TOTAL
1130 - 1145	0	0	8	0	1	0	0	0	9	9.00
1145 - 1200	0	0	5	0	1	0	0	0	6	6.00
1200 - 1215	0	0	5	0	1	0	0	0	6	6.00
1215 - 1230	0	0	7	0	3	0	0	0	10	10.00
Hourly Total	0	0	25	0	6	0	0	0	31	31.00
Hourly Average	0.00	0.00	6.25	0.00	1.50	0.00	0.00	0.00	7.75	7.75
1230 - 1245	0	0	6	0	2	1	0	0	9	9.50
1245 - 1300	0	0	10	0	1	0	0	0	11	11.00
1300 - 1315	0	0	7	0	0	0	0	0	7	7.00
1315 - 1330	0	0	3	0	0	1	0	0	4	4.50
Hourly Total	0	0	26	0	3	2	0	0	31	32.00
Hourly Average	0.00	0.00	6.50	0.00	0.75	0.50	0.00	0.00	7.75	8.00
1330 - 1345	0	0	1	0	1	0	0	0	2	2.00
1345 - 1400	0	0	8	0	2	0	0	0	10	10.00
1400 - 1415	0	0	4	0	1	0	0	0	5	5.00
1415 - 1430	0	0	2	0	0	0	0	0	2	2.00
Hourly Total	0	0	15	0	4	0	0	0	19	19.00
Hourly Average	0.00	0.00	3.75	0.00	1.00	0.00	0.00	0.00	4.75	4.75

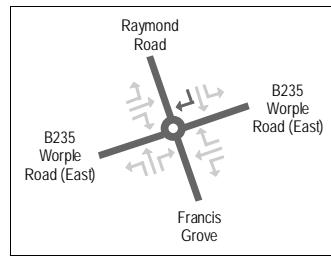
Inter Session Total	0	0	66	0	13	2	0	0	81	82.00
Inter Session Average	0.00	0.00	5.50	0.00	1.08	0.17	0.00	0.00	6.75	6.83

Movement 8.3: Right from Raymond Road to B235 Worple Road (West)									Flow in Vehicles / Hour	
TIME	P/CYCLE	M/CYCLE	CAR	TAXI	LGV	OGV1	OGV2	BUS/COACH	TOTAL	PCU TOTAL
1130 - 1145	0	0	32	0	4	0	0	0	36	36.00
1145 - 1200	0	0	20	0	4	0	0	0	24	24.00
1200 - 1215	0	0	20	0	4	0	0	0	24	24.00
1215 - 1230	0	0	28	0	12	0	0	0	40	40.00
Hourly Total	0	0	100	0	24	0	0	0	124	124.00
Hourly Average	0.00	0.00	25.00	0.00	6.00	0.00	0.00	0.00	31.00	31.00
1230 - 1245	0	0	24	0	8	4	0	0	36	38.00
1245 - 1300	0	0	40	0	4	0	0	0	44	44.00
1300 - 1315	0	0	28	0	0	0	0	0	28	28.00
1315 - 1330	0	0	12	0	0	4	0	0	16	18.00
Hourly Total	0	0	104	0	12	8	0	0	124	128.00
Hourly Average	0.00	0.00	26.00	0.00	3.00	2.00	0.00	0.00	31.00	32.00
1330 - 1345	0	0	4	0	4	0	0	0	8	8.00
1345 - 1400	0	0	32	0	8	0	0	0	40	40.00
1400 - 1415	0	0	16	0	4	0	0	0	20	20.00
1415 - 1430	0	0	8	0	0	0	0	0	8	8.00
Hourly Total	0	0	60	0	16	0	0	0	76	76.00
Hourly Average	0.00	0.00	15.00	0.00	4.00	0.00	0.00	0.00	19.00	19.00

Inter Session Total	0	0	264	0	52	8	0	0	324	328.00
Inter Session Average	0.00	0.00	22.00	0.00	4.33	0.67	0.00	0.00	27.00	27.33

Movement 8.3: Right from Raymond Road to B235 Worple Road (West)									Traffic Mix	
TIME	P/CYCLE	M/CYCLE	CAR	TAXI	LGV	OGV1	OGV2	BUS/COACH	TOTAL	PCU TOTAL
1130 - 1145	0.00	0.00	0.89	0.00	0.11	0.00	0.00	0.00	1	1.00
1145 - 1200	0.00	0.00	0.83	0.00	0.17	0.00	0.00	0.00	1	1.00
1200 - 1215	0.00	0.00	0.83	0.00	0.17	0.00	0.00	0.00	1	1.00
1215 - 1230	0.00	0.00	0.70	0.00	0.30	0.00	0.00	0.00	1	1.00
Hourly Total	0.00	0.00	3.26	0.00	0.74	0.00	0.00	0.00	4	4.00
Hourly Average	0.00	0.00	0.81	0.00	0.19	0.00	0.00	0.00	1.00	1.00
1230 - 1245	0.00	0.00	0.67	0.00	0.22	0.11	0.00	0.00	1	1.06
1245 - 1300	0.00	0.00	0.91	0.00	0.09	0.00	0.00	0.00	1	1.00
1300 - 1315	0.00	0.00	1.00	0.00	0.00	0.00	0.00	0.00	1	1.00
1315 - 1330	0.00	0.00	0.75	0.00	0.00	0.25	0.00	0.00	1	1.13
Hourly Total	0.00	0.00	3.33	0.00	0.31	0.36	0.00	0.00	4	4.18
Hourly Average	0.00	0.00	0.83	0.00	0.08	0.09	0.00	0.00	1.00	1.05
1330 - 1345	0.00	0.00	0.50	0.00	0.50	0.00	0.00	0.00	1	1.00
1345 - 1400	0.00	0.00	0.80	0.00	0.20	0.00	0.00	0.00	1	1.00
1400 - 1415	0.00	0.00	0.80	0.00	0.20	0.00	0.00	0.00	1	1.00
1415 - 1430	0.00	0.00	1.00	0.00	0.00	0.00	0.00	0.00	1	1.00
Hourly Total	0.00	0.00	3.10	0.00	0.90	0.00	0.00	0.00	4	4.00
Hourly Average	0.00	0.00	0.78	0.00	0.23	0.00	0.00	0.00	1.00	1.00

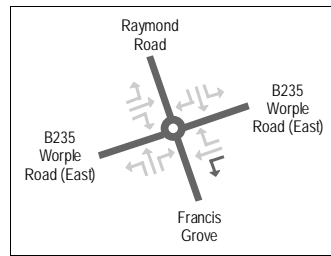
Inter Session Total	0.00	0.00	9.68	0.00	1.96	0.36	0.00	0.00	12	12.18
Inter Session Average	0.00	0.00	0.81	0.00	0.16	0.03	0.00	0.00	1.00	1.02



Movement 8.3: Right from Raymond Road to B235 Worple Road (West)									Original Data	
TIME	P/CYCLE	M/CYCLE	CAR	TAXI	LGV	OGV1	OGV2	BUS/COACH	TOTAL	PCU TOTAL
1500 - 1515	0	0	18	0	1	0	0	0	19	19.00
1515 - 1530	0	0	13	0	0	0	0	0	13	13.00
1530 - 1545	0	0	26	0	1	0	0	0	27	27.00
1545 - 1600	0	0	30	0	3	2	0	0	35	36.00
Hourly Total	0	0	87	0	5	2	0	0	94	95.00
Hourly Average	0.00	0.00	21.75	0.00	1.25	0.50	0.00	0.00	23.50	23.75
1600 - 1615	1	0	39	0	1	0	0	0	41	40.20
1615 - 1630	1	0	27	0	1	0	0	0	29	28.20
1630 - 1645	0	0	28	0	2	0	0	0	30	30.00
1645 - 1700	0	0	11	0	4	0	0	0	15	15.00
Hourly Total	2	0	105	0	8	0	0	0	115	113.40
Hourly Average	0.50	0.00	26.25	0.00	2.00	0.00	0.00	0.00	28.75	28.35
1700 - 1715	0	2	13	0	1	0	0	0	16	14.80
1715 - 1730	1	0	9	0	1	0	0	0	11	10.20
1730 - 1745	0	0	9	0	0	0	0	0	9	9.00
1745 - 1800	0	0	5	0	0	0	0	0	5	5.00
Hourly Total	1	2	36	0	2	0	0	0	41	39.00
Hourly Average	0.25	0.50	9.00	0.00	0.50	0.00	0.00	0.00	10.25	9.75
1800 - 1815	0	0	9	0	1	0	0	0	10	10.00
1815 - 1830	0	0	9	0	0	0	0	0	9	9.00
1830 - 1845	0	0	6	0	0	0	0	0	6	6.00
1845 - 1900	0	0	8	0	0	0	0	0	8	8.00
Hourly Total	0	0	32	0	1	0	0	0	33	33.00
Hourly Average	0.00	0.00	8.00	0.00	0.25	0.00	0.00	0.00	8.25	8.25
PM Session Total	3	2	260	0	16	2	0	0	283	280.40
PM Session Average	0.19	0.13	16.25	0.00	1.00	0.13	0.00	0.00	17.69	17.53

Movement 8.3: Right from Raymond Road to B235 Worple Road (West)									Flow in Vehicles / Hour	
TIME	P/CYCLE	M/CYCLE	CAR	TAXI	LGV	OGV1	OGV2	BUS/COACH	TOTAL	PCU TOTAL
1500 - 1515	0	0	72	0	4	0	0	0	76	76.00
1515 - 1530	0	0	52	0	0	0	0	0	52	52.00
1530 - 1545	0	0	104	0	4	0	0	0	108	108.00
1545 - 1600	0	0	120	0	12	8	0	0	140	144.00
Hourly Total	0	0	348	0	20	8	0	0	376	380.00
Hourly Average	0.00	0.00	87.00	0.00	5.00	2.00	0.00	0.00	94.00	95.00
1600 - 1615	4	0	156	0	4	0	0	0	164	160.80
1615 - 1630	4	0	108	0	4	0	0	0	116	112.80
1630 - 1645	0	0	112	0	8	0	0	0	120	120.00
1645 - 1700	0	0	44	0	16	0	0	0	60	60.00
Hourly Total	8	0	420	0	32	0	0	0	460	453.60
Hourly Average	2.00	0.00	105.00	0.00	8.00	0.00	0.00	0.00	115.00	113.40
1700 - 1715	0	8	52	0	4	0	0	0	64	59.20
1715 - 1730	4	0	36	0	4	0	0	0	44	40.80
1730 - 1745	0	0	36	0	0	0	0	0	36	36.00
1745 - 1800	0	0	20	0	0	0	0	0	20	20.00
Hourly Total	4	8	144	0	8	0	0	0	164	156.00
Hourly Average	1.00	2.00	36.00	0.00	2.00	0.00	0.00	0.00	41.00	39.00
1800 - 1815	0	0	36	0	4	0	0	0	40	40.00
1815 - 1830	0	0	36	0	0	0	0	0	36	36.00
1830 - 1845	0	0	24	0	0	0	0	0	24	24.00
1845 - 1900	0	0	32	0	0	0	0	0	32	32.00
Hourly Total	0	0	128	0	4	0	0	0	132	132.00
Hourly Average	0.00	0.00	32.00	0.00	1.00	0.00	0.00	0.00	33.00	33.00
PM Session Total	12	8	1040	0	64	8	0	0	1132	1121.60
PM Session Average	0.75	0.50	65.00	0.00	4.00	0.50	0.00	0.00	70.75	70.10

Movement 8.3: Right from Raymond Road to B235 Worple Road (West)									Traffic Mix	
TIME	P/CYCLE	M/CYCLE	CAR	TAXI	LGV	OGV1	OGV2	BUS/COACH	TOTAL	PCU TOTAL
1500 - 1515	0.00	0.00	0.95	0.00	0.05	0.00	0.00	0.00	1	1.00
1515 - 1530	0.00	0.00	1.00	0.00	0.00	0.00	0.00	0.00	1	1.00
1530 - 1545	0.00	0.00	0.96	0.00	0.04	0.00	0.00	0.00	1	1.00
1545 - 1600	0.00	0.00	0.86	0.00	0.09	0.06	0.00	0.00	1	1.03
Hourly Total	0.00	0.00	3.77	0.00	0.18	0.06	0.00	0.00	4	4.03
Hourly Average	0.00	0.00	0.94	0.00	0.04	0.01	0.00	0.00	1.00	1.01
1600 - 1615	0.02	0.00	0.95	0.00	0.02	0.00	0.00	0.00	1	0.98
1615 - 1630	0.03	0.00	0.93	0.00	0.03	0.00	0.00	0.00	1	0.97
1630 - 1645	0.00	0.00	0.93	0.00	0.07	0.00	0.00	0.00	1	1.00
1645 - 1700	0.00	0.00	0.73	0.00	0.27	0.00	0.00	0.00	1	1.00
Hourly Total	0.06	0.00	3.55	0.00	0.39	0.00	0.00	0.00	4	3.95
Hourly Average	0.01	0.00	0.89	0.00	0.10	0.00	0.00	0.00	1.00	0.99
1700 - 1715	0.00	0.13	0.81	0.00	0.06	0.00	0.00	0.00	1	0.93
1715 - 1730	0.09	0.00	0.82	0.00	0.09	0.00	0.00	0.00	1	0.93
1730 - 1745	0.00	0.00	1.00	0.00	0.00	0.00	0.00	0.00	1	1.00
1745 - 1800	0.00	0.00	1.00	0.00	0.00	0.00	0.00	0.00	1	1.00
Hourly Total	0.09	0.13	3.63	0.00	0.15	0.00	0.00	0.00	4	3.85
Hourly Average	0.02	0.03	0.91	0.00	0.04	0.00	0.00	0.00	1.00	0.96
1800 - 1815	0.00	0.00	0.90	0.00	0.10	0.00	0.00	0.00	1	1.00
1815 - 1830	0.00	0.00	1.00	0.00	0.00	0.00	0.00	0.00	1	1.00
1830 - 1845	0.00	0.00	1.00	0.00	0.00	0.00	0.00	0.00	1	1.00
1845 - 1900	0.00	0.00	1.00	0.00	0.00	0.00	0.00	0.00	1	1.00
Hourly Total	0.00	0.00	3.90	0.00	0.10	0.00	0.00	0.00	4	4.00
Hourly Average	0.00	0.00	0.98	0.00	0.03	0.00	0.00	0.00	1.00	1.00
PM Session Total	0.15	0.13	14.85	0.00	0.82	0.06	0.00	0.00	16.00	15.83
PM Session Average	0.01	0.01	0.93	0.00	0.05	0.00	0.00	0.00	1.00	0.99



Movement 8.4: Left from B235 Worple Road (East) to Francis Road									Original Data	
TIME	P/CYCLE	M/CYCLE	CAR	TAXI	LGV	OGV1	OGV2	BUS/COACH	TOTAL	PCU TOTAL
0700 - 0715	0	0	2	0	1	0	0	0	3	3.00
0715 - 0730	0	0	3	0	0	0	0	0	3	3.00
0730 - 0745	0	0	6	0	0	0	0	0	6	6.00
0745 - 0800	0	1	3	0	1	0	0	0	5	4.40
Hourly Total	0	1	14	0	2	0	0	0	17	16.40
Hourly Average	0.00	0.25	3.50	0.00	0.50	0.00	0.00	0.00	4.25	4.10
0800 - 0815	0	0	2	0	1	0	0	0	3	3.00
0815 - 0830	0	0	7	0	1	1	0	0	9	9.50
0830 - 0845	0	0	1	1	0	0	0	0	2	2.00
0845 - 0900	1	0	8	0	1	0	0	0	10	9.20
Hourly Total	1	0	18	1	3	1	0	0	24	23.70
Hourly Average	0.25	0.00	4.50	0.25	0.75	0.25	0.00	0.00	6.00	5.93
0900 - 0915	0	0	6	0	0	1	0	0	7	7.50
0915 - 0930	0	0	9	0	1	0	0	0	10	10.00
0930 - 0945	0	1	7	1	3	1	0	0	13	12.90
0945 - 1000	0	0	5	0	0	1	0	0	6	6.50
Hourly Total	0	1	27	1	4	3	0	0	36	36.90
Hourly Average	0.00	0.25	6.75	0.25	1.00	0.75	0.00	0.00	9.00	9.23

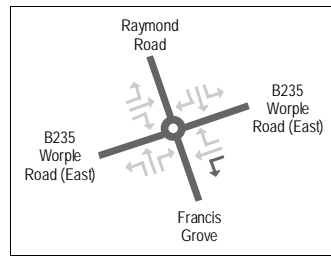
AM Session Total	1	2	59	2	9	4	0	0	77	77.00
AM Session Average	0.08	0.17	4.92	0.17	0.75	0.33	0.00	0.00	6.42	6.42

Movement 8.4: Left from B235 Worple Road (East) to Francis Road									Flow in Vehicles / Hour	
TIME	P/CYCLE	M/CYCLE	CAR	TAXI	LGV	OGV1	OGV2	BUS/COACH	TOTAL	PCU TOTAL
0700 - 0715	0	0	8	0	4	0	0	0	12	12.00
0715 - 0730	0	0	12	0	0	0	0	0	12	12.00
0730 - 0745	0	0	24	0	0	0	0	0	24	24.00
0745 - 0800	0	4	12	0	4	0	0	0	20	17.60
Hourly Total	0	4	56	0	8	0	0	0	68	65.60
Hourly Average	0.00	1.00	14.00	0.00	2.00	0.00	0.00	0.00	17.00	16.40
0800 - 0815	0	0	8	0	4	0	0	0	12	12.00
0815 - 0830	0	0	28	0	4	4	0	0	36	38.00
0830 - 0845	0	0	4	4	0	0	0	0	8	8.00
0845 - 0900	4	0	32	0	4	0	0	0	40	36.80
Hourly Total	4	0	72	4	12	4	0	0	96	94.80
Hourly Average	1.00	0.00	18.00	1.00	3.00	1.00	0.00	0.00	24.00	23.70
0900 - 0915	0	0	24	0	0	4	0	0	28	30.00
0915 - 0930	0	0	36	0	4	0	0	0	40	40.00
0930 - 0945	0	4	28	4	12	4	0	0	52	51.60
0945 - 1000	0	0	20	0	0	4	0	0	24	26.00
Hourly Total	0	4	108	4	16	12	0	0	144	147.60
Hourly Average	0.00	1.00	27.00	1.00	4.00	3.00	0.00	0.00	36.00	36.90

AM Session Total	4	8	236	8	36	16	0	0	308	308.00
AM Session Average	0.33	0.67	19.67	0.67	3.00	1.33	0.00	0.00	25.67	25.67

Movement 8.4: Left from B235 Worple Road (East) to Francis Road									Traffic Mix	
TIME	P/CYCLE	M/CYCLE	CAR	TAXI	LGV	OGV1	OGV2	BUS/COACH	TOTAL	PCU TOTAL
0700 - 0715	0.00	0.00	0.67	0.00	0.33	0.00	0.00	0.00	1	1.00
0715 - 0730	0.00	0.00	1.00	0.00	0.00	0.00	0.00	0.00	1	1.00
0730 - 0745	0.00	0.00	1.00	0.00	0.00	0.00	0.00	0.00	1	1.00
0745 - 0800	0.00	0.20	0.60	0.00	0.20	0.00	0.00	0.00	1	0.88
Hourly Total	0.00	0.20	3.27	0.00	0.53	0.00	0.00	0.00	4	3.88
Hourly Average	0.00	0.05	0.82	0.00	0.13	0.00	0.00	0.00	1.00	0.97
0800 - 0815	0.00	0.00	0.67	0.00	0.33	0.00	0.00	0.00	1	1.00
0815 - 0830	0.00	0.00	0.78	0.00	0.11	0.11	0.00	0.00	1	1.06
0830 - 0845	0.00	0.00	0.50	0.50	0.00	0.00	0.00	0.00	1	1.00
0845 - 0900	0.10	0.00	0.80	0.00	0.10	0.00	0.00	0.00	1	0.92
Hourly Total	0.10	0.00	2.74	0.50	0.54	0.11	0.00	0.00	4	3.98
Hourly Average	0.03	0.00	0.69	0.13	0.14	0.03	0.00	0.00	1.00	0.99
0900 - 0915	0.00	0.00	0.86	0.00	0.00	0.14	0.00	0.00	1	1.07
0915 - 0930	0.00	0.00	0.90	0.00	0.10	0.00	0.00	0.00	1	1.00
0930 - 0945	0.00	0.08	0.54	0.08	0.23	0.08	0.00	0.00	1	0.99
0945 - 1000	0.00	0.00	0.83	0.00	0.00	0.17	0.00	0.00	1	1.08
Hourly Total	0.00	0.08	3.13	0.08	0.33	0.39	0.00	0.00	4	4.15
Hourly Average	0.00	0.02	0.78	0.02	0.08	0.10	0.00	0.00	1.00	1.04

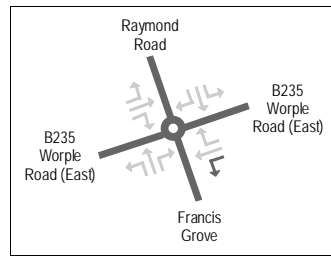
AM Session Total	0.10	0.28	9.14	0.58	1.41	0.50	0.00	0.00	12	12.00
AM Session Average	0.01	0.02	0.76	0.05	0.12	0.04	0.00	0.00	1.00	1.00



Movement 8.4: Left from B235 Worple Road (East) to Francis Road									Original Data	
TIME	P/CYCLE	M/CYCLE	CAR	TAXI	LGV	OGV1	OGV2	BUS/COACH	TOTAL	PCU TOTAL
1130 - 1145	0	1	10	1	5	1	1	0	19	20.20
1145 - 1200	0	0	12	0	2	0	0	0	14	14.00
1200 - 1215	0	1	6	1	1	0	0	0	9	8.40
1215 - 1230	0	2	7	2	1	0	0	0	12	10.80
Hourly Total	0	4	35	4	9	1	1	0	54	53.40
Hourly Average	0.00	1.00	8.75	1.00	2.25	0.25	0.25	0.00	13.50	13.35
1230 - 1245	0	0	10	1	1	1	0	0	13	13.50
1245 - 1300	1	0	10	1	3	0	0	0	15	14.20
1300 - 1315	0	0	6	1	3	0	0	0	10	10.00
1315 - 1330	0	0	12	0	0	0	0	0	12	12.00
Hourly Total	1	0	38	3	7	1	0	0	50	49.70
Hourly Average	0.25	0.00	9.50	0.75	1.75	0.25	0.00	0.00	12.50	12.43
1330 - 1345	0	1	20	1	2	1	0	0	25	24.90
1345 - 1400	0	1	9	0	0	1	0	0	11	10.90
1400 - 1415	0	0	12	1	0	0	0	0	13	13.00
1415 - 1430	1	0	0	0	0	1	0	0	2	1.70
Hourly Total	1	2	41	2	2	3	0	0	51	50.50
Hourly Average	0.25	0.50	10.25	0.50	0.50	0.75	0.00	0.00	12.75	12.63
Inter Session Total	2	6	114	9	18	5	1	0	155	153.60
Inter Session Average	0.17	0.50	9.50	0.75	1.50	0.42	0.08	0.00	12.92	12.80

Movement 8.4: Left from B235 Worple Road (East) to Francis Road									Flow in Vehicles / Hour	
TIME	P/CYCLE	M/CYCLE	CAR	TAXI	LGV	OGV1	OGV2	BUS/COACH	TOTAL	PCU TOTAL
1130 - 1145	0	4	40	4	20	4	4	0	76	80.80
1145 - 1200	0	0	48	0	8	0	0	0	56	56.00
1200 - 1215	0	4	24	4	4	0	0	0	36	33.60
1215 - 1230	0	8	28	8	4	0	0	0	48	43.20
Hourly Total	0	16	140	16	36	4	4	0	216	213.60
Hourly Average	0.00	4.00	35.00	4.00	9.00	1.00	1.00	0.00	54.00	53.40
1230 - 1245	0	0	40	4	4	4	0	0	52	54.00
1245 - 1300	4	0	40	4	12	0	0	0	60	56.80
1300 - 1315	0	0	24	4	12	0	0	0	40	40.00
1315 - 1330	0	0	48	0	0	0	0	0	48	48.00
Hourly Total	4	0	152	12	28	4	0	0	200	198.80
Hourly Average	1.00	0.00	38.00	3.00	7.00	1.00	0.00	0.00	50.00	49.70
1330 - 1345	0	4	80	4	8	4	0	0	100	99.60
1345 - 1400	0	4	36	0	0	4	0	0	44	43.60
1400 - 1415	0	0	48	4	0	0	0	0	52	52.00
1415 - 1430	4	0	0	0	0	4	0	0	8	6.80
Hourly Total	4	8	164	8	8	12	0	0	204	202.00
Hourly Average	1.00	2.00	41.00	2.00	2.00	3.00	0.00	0.00	51.00	50.50
Inter Session Total	8	24	456	36	72	20	4	0	620	614.40
Inter Session Average	0.67	2.00	38.00	3.00	6.00	1.67	0.33	0.00	51.67	51.20

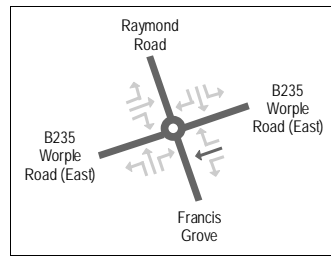
Movement 8.4: Left from B235 Worple Road (East) to Francis Road									Traffic Mix	
TIME	P/CYCLE	M/CYCLE	CAR	TAXI	LGV	OGV1	OGV2	BUS/COACH	TOTAL	PCU TOTAL
1130 - 1145	0.00	0.05	0.53	0.05	0.26	0.05	0.05	0.00	1	1.06
1145 - 1200	0.00	0.00	0.86	0.00	0.14	0.00	0.00	0.00	1	1.00
1200 - 1215	0.00	0.11	0.67	0.11	0.11	0.00	0.00	0.00	1	0.93
1215 - 1230	0.00	0.17	0.58	0.17	0.08	0.00	0.00	0.00	1	0.90
Hourly Total	0.00	0.33	2.63	0.33	0.60	0.05	0.05	0.00	4	3.90
Hourly Average	0.00	0.08	0.66	0.08	0.15	0.01	0.01	0.00	1.00	0.97
1230 - 1245	0.00	0.00	0.77	0.08	0.08	0.08	0.00	0.00	1	1.04
1245 - 1300	0.07	0.00	0.67	0.07	0.20	0.00	0.00	0.00	1	0.95
1300 - 1315	0.00	0.00	0.60	0.10	0.30	0.00	0.00	0.00	1	1.00
1315 - 1330	0.00	0.00	1.00	0.00	0.00	0.00	0.00	0.00	1	1.00
Hourly Total	0.07	0.00	3.04	0.24	0.58	0.08	0.00	0.00	4	3.99
Hourly Average	0.02	0.00	0.76	0.06	0.14	0.02	0.00	0.00	1.00	1.00
1330 - 1345	0.00	0.04	0.80	0.04	0.08	0.04	0.00	0.00	1	1.00
1345 - 1400	0.00	0.09	0.82	0.00	0.00	0.09	0.00	0.00	1	0.99
1400 - 1415	0.00	0.00	0.92	0.08	0.00	0.00	0.00	0.00	1	1.00
1415 - 1430	0.50	0.00	0.00	0.00	0.00	0.50	0.00	0.00	1	0.85
Hourly Total	0.50	0.13	2.54	0.12	0.08	0.63	0.00	0.00	4	3.84
Hourly Average	0.13	0.03	0.64	0.03	0.02	0.16	0.00	0.00	1.00	0.96
Inter Session Total	0.57	0.46	8.21	0.69	1.26	0.76	0.05	0.00	12	11.72
Inter Session Average	0.05	0.04	0.68	0.06	0.10	0.06	0.00	0.00	1.00	0.98



Movement 8.4: Left from B235 Worple Road (East) to Francis Road									Original Data	
TIME	P/CYCLE	M/CYCLE	CAR	TAXI	LGV	OGV1	OGV2	BUS/COACH	TOTAL	PCU TOTAL
1500 - 1515	0	0	10	1	5	1	0	0	17	17.50
1515 - 1530	0	0	8	1	0	0	0	0	9	9.00
1530 - 1545	0	0	5	1	4	0	0	0	10	10.00
1545 - 1600	0	0	12	0	0	0	0	0	12	12.00
Hourly Total	0	0	35	3	9	1	0	0	48	48.50
Hourly Average	0.00	0.00	8.75	0.75	2.25	0.25	0.00	0.00	12.00	12.13
1600 - 1615	0	0	9	0	1	0	0	0	10	10.00
1615 - 1630	0	2	14	0	1	0	0	0	17	15.80
1630 - 1645	0	0	4	0	2	0	0	0	6	6.00
1645 - 1700	0	1	10	0	1	1	0	0	13	12.90
Hourly Total	0	3	37	0	5	1	0	0	46	44.70
Hourly Average	0.00	0.75	9.25	0.00	1.25	0.25	0.00	0.00	11.50	11.18
1700 - 1715	0	0	8	0	1	0	0	0	9	9.00
1715 - 1730	0	1	7	0	0	0	0	0	8	7.40
1730 - 1745	0	0	4	0	1	0	0	0	5	5.00
1745 - 1800	0	1	6	0	1	0	0	0	8	7.40
Hourly Total	0	2	25	0	3	0	0	0	30	28.80
Hourly Average	0.00	0.50	6.25	0.00	0.75	0.00	0.00	0.00	7.50	7.20
1800 - 1815	1	0	14	0	1	0	0	0	16	15.20
1815 - 1830	0	2	16	0	0	0	0	0	18	16.80
1830 - 1845	0	0	6	0	1	0	0	0	7	7.00
1845 - 1900	0	1	3	0	0	0	0	0	4	3.40
Hourly Total	1	3	39	0	2	0	0	0	45	42.40
Hourly Average	0.25	0.75	9.75	0.00	0.50	0.00	0.00	0.00	11.25	10.60
PM Session Total	1	8	136	3	19	2	0	0	169	164.40
PM Session Average	0.06	0.50	8.50	0.19	1.19	0.13	0.00	0.00	10.56	10.28

Movement 8.4: Left from B235 Worple Road (East) to Francis Road									Flow in Vehicles / Hour	
TIME	P/CYCLE	M/CYCLE	CAR	TAXI	LGV	OGV1	OGV2	BUS/COACH	TOTAL	PCU TOTAL
1500 - 1515	0	0	40	4	20	4	0	0	68	70.00
1515 - 1530	0	0	32	4	0	0	0	0	36	36.00
1530 - 1545	0	0	20	4	16	0	0	0	40	40.00
1545 - 1600	0	0	48	0	0	0	0	0	48	48.00
Hourly Total	0	0	140	12	36	4	0	0	192	194.00
Hourly Average	0.00	0.00	35.00	3.00	9.00	1.00	0.00	0.00	48.00	48.50
1600 - 1615	0	0	36	0	4	0	0	0	40	40.00
1615 - 1630	0	8	56	0	4	0	0	0	68	63.20
1630 - 1645	0	0	16	0	8	0	0	0	24	24.00
1645 - 1700	0	4	40	0	4	4	0	0	52	51.60
Hourly Total	0	12	148	0	20	4	0	0	184	178.80
Hourly Average	0.00	3.00	37.00	0.00	5.00	1.00	0.00	0.00	46.00	44.70
1700 - 1715	0	0	32	0	4	0	0	0	36	36.00
1715 - 1730	0	4	28	0	0	0	0	0	32	29.60
1730 - 1745	0	0	16	0	4	0	0	0	20	20.00
1745 - 1800	0	4	24	0	4	0	0	0	32	29.60
Hourly Total	0	8	100	0	12	0	0	0	120	115.20
Hourly Average	0.00	2.00	25.00	0.00	3.00	0.00	0.00	0.00	30.00	28.80
1800 - 1815	4	0	56	0	4	0	0	0	64	60.80
1815 - 1830	0	8	64	0	0	0	0	0	72	67.20
1830 - 1845	0	0	24	0	4	0	0	0	28	28.00
1845 - 1900	0	4	12	0	0	0	0	0	16	13.60
Hourly Total	4	12	156	0	8	0	0	0	180	169.60
Hourly Average	1.00	3.00	39.00	0.00	2.00	0.00	0.00	0.00	45.00	42.40
PM Session Total	4	32	544	12	76	8	0	0	676	657.60
PM Session Average	0.25	2.00	34.00	0.75	4.75	0.50	0.00	0.00	42.25	41.10

Movement 8.4: Left from B235 Worple Road (East) to Francis Road									Traffic Mix	
TIME	P/CYCLE	M/CYCLE	CAR	TAXI	LGV	OGV1	OGV2	BUS/COACH	TOTAL	PCU TOTAL
1500 - 1515	0.00	0.00	0.59	0.06	0.29	0.06	0.00	0.00	1	1.03
1515 - 1530	0.00	0.00	0.89	0.11	0.00	0.00	0.00	0.00	1	1.00
1530 - 1545	0.00	0.00	0.50	0.10	0.40	0.00	0.00	0.00	1	1.00
1545 - 1600	0.00	0.00	1.00	0.00	0.00	0.00	0.00	0.00	1	1.00
Hourly Total	0.00	0.00	2.98	0.27	0.69	0.06	0.00	0.00	4	4.03
Hourly Average	0.00	0.00	0.74	0.07	0.17	0.01	0.00	0.00	1.00	1.01
1600 - 1615	0.00	0.00	0.90	0.00	0.10	0.00	0.00	0.00	1	1.00
1615 - 1630	0.00	0.12	0.82	0.00	0.06	0.00	0.00	0.00	1	0.93
1630 - 1645	0.00	0.00	0.67	0.00	0.33	0.00	0.00	0.00	1	1.00
1645 - 1700	0.00	0.08	0.77	0.00	0.08	0.08	0.00	0.00	1	0.99
Hourly Total	0.00	0.19	3.16	0.00	0.57	0.08	0.00	0.00	4	3.92
Hourly Average	0.00	0.05	0.79	0.00	0.14	0.02	0.00	0.00	1.00	0.98
1700 - 1715	0.00	0.00	0.89	0.00	0.11	0.00	0.00	0.00	1	1.00
1715 - 1730	0.00	0.13	0.88	0.00	0.00	0.00	0.00	0.00	1	0.93
1730 - 1745	0.00	0.00	0.80	0.00	0.20	0.00	0.00	0.00	1	1.00
1745 - 1800	0.00	0.13	0.75	0.00	0.13	0.00	0.00	0.00	1	0.93
Hourly Total	0.00	0.25	3.31	0.00	0.44	0.00	0.00	0.00	4	3.85
Hourly Average	0.00	0.06	0.83	0.00	0.11	0.00	0.00	0.00	1.00	0.96
1800 - 1815	0.06	0.00	0.88	0.00	0.06	0.00	0.00	0.00	1	0.95
1815 - 1830	0.00	0.11	0.89	0.00	0.00	0.00	0.00	0.00	1	0.93
1830 - 1845	0.00	0.00	0.86	0.00	0.14	0.00	0.00	0.00	1	1.00
1845 - 1900	0.00	0.25	0.75	0.00	0.00	0.00	0.00	0.00	1	0.85
Hourly Total	0.06	0.36	3.37	0.00	0.21	0.00	0.00	0.00	4	3.73
Hourly Average	0.02	0.09	0.84	0.00	0.05	0.00	0.00	0.00	1.00	0.93
PM Session Total	0.06	0.81	12.82	0.27	1.90	0.14	0.00	0.00	16.00	15.53
PM Session Average	0.00	0.05	0.80	0.02	0.12	0.01	0.00	0.00	1.00	0.97



Movement 8.5: Westbound on B235 Worple Road									Original Data	
TIME	P/CYCLE	M/CYCLE	CAR	TAXI	LGV	OGV1	OGV2	BUS/COACH	TOTAL	PCU TOTAL
0700 - 0715	0	0	5	0	0	0	0	2	7	9.00
0715 - 0730	0	1	12	1	0	0	0	4	18	21.40
0730 - 0745	0	0	12	0	2	0	1	3	18	22.30
0745 - 0800	0	0	24	0	2	0	0	2	28	30.00
Hourly Total	0	1	53	1	4	0	1	11	71	82.70
Hourly Average	0.00	0.25	13.25	0.25	1.00	0.00	0.25	2.75	17.75	20.68
0800 - 0815	0	0	37	0	0	0	0	4	41	45.00
0815 - 0830	0	0	23	0	2	0	0	2	27	29.00
0830 - 0845	0	0	30	0	1	0	0	5	36	41.00
0845 - 0900	0	0	15	0	1	0	0	3	19	22.00
Hourly Total	0	0	105	0	4	0	0	14	123	137.00
Hourly Average	0.00	0.00	26.25	0.00	1.00	0.00	0.00	3.50	30.75	34.25
0900 - 0915	0	0	14	0	0	0	0	5	19	24.00
0915 - 0930	0	0	7	0	0	1	0	5	13	18.50
0930 - 0945	1	0	12	0	1	2	1	3	20	24.50
0945 - 1000	0	0	14	0	0	2	0	4	20	25.00
Hourly Total	1	0	47	0	1	5	1	17	72	92.00
Hourly Average	0.25	0.00	11.75	0.00	0.25	1.25	0.25	4.25	18.00	23.00

AM Session Total	1	1	205	1	9	5	2	42	266	311.70
AM Session Average	0.08	0.08	17.08	0.08	0.75	0.42	0.17	3.50	22.17	25.98

Movement 8.5: Westbound on B235 Worple Road									Flow in Vehicles / Hour	
TIME	P/CYCLE	M/CYCLE	CAR	TAXI	LGV	OGV1	OGV2	BUS/COACH	TOTAL	PCU TOTAL
0700 - 0715	0	0	20	0	0	0	0	8	28	36.00
0715 - 0730	0	4	48	4	0	0	0	16	72	85.60
0730 - 0745	0	0	48	0	8	0	4	12	72	89.20
0745 - 0800	0	0	96	0	8	0	0	8	112	120.00
Hourly Total	0	4	212	4	16	0	4	44	284	330.80
Hourly Average	0.00	1.00	53.00	1.00	4.00	0.00	1.00	11.00	71.00	82.70
0800 - 0815	0	0	148	0	0	0	0	16	164	180.00
0815 - 0830	0	0	92	0	8	0	0	8	108	116.00
0830 - 0845	0	0	120	0	4	0	0	20	144	164.00
0845 - 0900	0	0	60	0	4	0	0	12	76	88.00
Hourly Total	0	0	420	0	16	0	0	56	492	548.00
Hourly Average	0.00	0.00	105.00	0.00	4.00	0.00	0.00	14.00	123.00	137.00
0900 - 0915	0	0	56	0	0	0	0	20	76	96.00
0915 - 0930	0	0	28	0	0	4	0	20	52	74.00
0930 - 0945	4	0	48	0	4	8	4	12	80	98.00
0945 - 1000	0	0	56	0	0	8	0	16	80	100.00
Hourly Total	4	0	188	0	4	20	4	68	288	368.00
Hourly Average	1.00	0.00	47.00	0.00	1.00	5.00	1.00	17.00	72.00	92.00

AM Session Total	4	4	820	4	36	20	8	168	1064	1246.80
AM Session Average	0.33	0.33	68.33	0.33	3.00	1.67	0.67	14.00	88.67	103.90

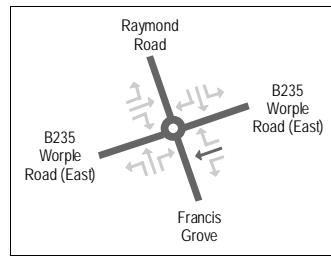
Movement 8.5: Westbound on B235 Worple Road									Traffic Mix	
TIME	P/CYCLE	M/CYCLE	CAR	TAXI	LGV	OGV1	OGV2	BUS/COACH	TOTAL	PCU TOTAL
0700 - 0715	0.00	0.00	0.71	0.00	0.00	0.00	0.00	0.29	1	1.29
0715 - 0730	0.00	0.06	0.67	0.06	0.00	0.00	0.00	0.22	1	1.19
0730 - 0745	0.00	0.00	0.67	0.00	0.11	0.00	0.06	0.17	1	1.24
0745 - 0800	0.00	0.00	0.86	0.00	0.07	0.00	0.00	0.07	1	1.07
Hourly Total	0.00	0.06	2.90	0.06	0.18	0.00	0.06	0.75	4	4.78
Hourly Average	0.00	0.01	0.73	0.01	0.05	0.00	0.01	0.19	1.00	1.20
0800 - 0815	0.00	0.00	0.90	0.00	0.00	0.00	0.00	0.10	1	1.10
0815 - 0830	0.00	0.00	0.85	0.00	0.07	0.00	0.00	0.07	1	1.07
0830 - 0845	0.00	0.00	0.83	0.00	0.03	0.00	0.00	0.14	1	1.14
0845 - 0900	0.00	0.00	0.79	0.00	0.05	0.00	0.00	0.16	1	1.16
Hourly Total	0.00	0.00	3.38	0.00	0.15	0.00	0.00	0.47	4	4.47
Hourly Average	0.00	0.00	0.84	0.00	0.04	0.00	0.00	0.12	1.00	1.12
0900 - 0915	0.00	0.00	0.74	0.00	0.00	0.00	0.00	0.26	1	1.26
0915 - 0930	0.00	0.00	0.54	0.00	0.00	0.08	0.00	0.38	1	1.42
0930 - 0945	0.05	0.00	0.60	0.00	0.05	0.10	0.05	0.15	1	1.23
0945 - 1000	0.00	0.00	0.70	0.00	0.00	0.10	0.00	0.20	1	1.25
Hourly Total	0.05	0.00	2.58	0.00	0.05	0.28	0.05	1.00	4	5.16
Hourly Average	0.01	0.00	0.64	0.00	0.01	0.07	0.01	0.25	1.00	1.29

AM Session Total	0.05	0.06	8.86	0.06	0.39	0.28	0.11	2.21	12	14.41
AM Session Average	0.00	0.00	0.74	0.00	0.03	0.02	0.01	0.18	1.00	1.20

Wimbledon Town Centre Survey
Traffic Count Survey

Site 8 of 8
Raymond Road
B235 Worple Road
Francis Grove

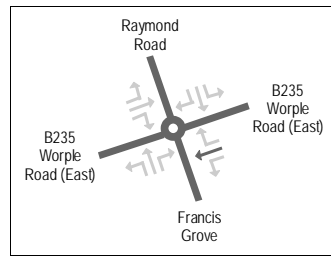
Date
Wednesday, 13th October 2004
1130 - 1430 (Inler Peak)



Movement 8.5: Westbound on B235 Worple Road									Original Data	
TIME	P/CYCLE	M/CYCLE	CAR	TAXI	LGV	OGV1	OGV2	BUS/COACH	TOTAL	PCU TOTAL
1130 - 1145	0	0	20	0	1	0	0	4	25	29.00
1145 - 1200	0	0	14	0	2	2	0	3	21	25.00
1200 - 1215	1	0	11	1	1	0	0	3	17	19.20
1215 - 1230	0	0	14	0	2	0	0	4	20	24.00
Hourly Total	1	0	59	1	6	2	0	14	83	97.20
Hourly Average	0.25	0.00	14.75	0.25	1.50	0.50	0.00	3.50	20.75	24.30
1230 - 1245	1	0	31	0	1	0	0	5	38	42.20
1245 - 1300	3	0	15	0	1	1	0	2	22	22.10
1300 - 1315	0	1	13	0	2	0	0	4	20	23.40
1315 - 1330	1	0	15	0	0	1	0	4	21	24.70
Hourly Total	5	1	74	0	4	2	0	15	101	112.40
Hourly Average	1.25	0.25	18.50	0.00	1.00	0.50	0.00	3.75	25.25	28.10
1330 - 1345	0	0	4	1	2	0	0	4	11	15.00
1345 - 1400	0	0	7	1	2	1	0	5	16	21.50
1400 - 1415	0	0	7	0	2	0	0	3	12	15.00
1415 - 1430	3	0	20	0	2	0	0	2	27	26.60
Hourly Total	3	0	38	2	8	1	0	14	66	78.10
Hourly Average	0.75	0.00	9.50	0.50	2.00	0.25	0.00	3.50	16.50	19.53
Inter Session Total	9	1	171	3	18	5	0	43	250	287.70
Inter Session Average	0.75	0.08	14.25	0.25	1.50	0.42	0.00	3.58	20.83	23.98

Movement 8.5: Westbound on B235 Worple Road									Flow in Vehicles / Hour	
TIME	P/CYCLE	M/CYCLE	CAR	TAXI	LGV	OGV1	OGV2	BUS/COACH	TOTAL	PCU TOTAL
1130 - 1145	0	0	80	0	4	0	0	16	100	116.00
1145 - 1200	0	0	56	0	8	8	0	12	84	100.00
1200 - 1215	4	0	44	4	4	0	0	12	68	76.80
1215 - 1230	0	0	56	0	8	0	0	16	80	96.00
Hourly Total	4	0	236	4	24	8	0	56	332	388.80
Hourly Average	1.00	0.00	59.00	1.00	6.00	2.00	0.00	14.00	83.00	97.20
1230 - 1245	4	0	124	0	4	0	0	20	152	168.80
1245 - 1300	12	0	60	0	4	4	0	8	88	88.40
1300 - 1315	0	4	52	0	8	0	0	16	80	93.60
1315 - 1330	4	0	60	0	0	4	0	16	84	98.80
Hourly Total	20	4	296	0	16	8	0	60	404	449.60
Hourly Average	5.00	1.00	74.00	0.00	4.00	2.00	0.00	15.00	101.00	112.40
1330 - 1345	0	0	16	4	8	0	0	16	44	60.00
1345 - 1400	0	0	28	4	8	4	0	20	64	86.00
1400 - 1415	0	0	28	0	8	0	0	12	48	60.00
1415 - 1430	12	0	80	0	8	0	0	8	108	106.40
Hourly Total	12	0	152	8	32	4	0	56	264	312.40
Hourly Average	3.00	0.00	38.00	2.00	8.00	1.00	0.00	14.00	66.00	78.10
Inter Session Total	36	4	684	12	72	20	0	172	1000	1150.80
Inter Session Average	3.00	0.33	57.00	1.00	6.00	1.67	0.00	14.33	83.33	95.90

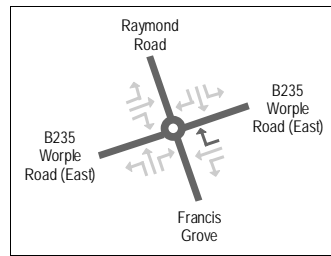
Movement 8.5: Westbound on B235 Worple Road									Traffic Mix	
TIME	P/CYCLE	M/CYCLE	CAR	TAXI	LGV	OGV1	OGV2	BUS/COACH	TOTAL	PCU TOTAL
1130 - 1145	0.00	0.00	0.80	0.00	0.04	0.00	0.00	0.16	1	1.16
1145 - 1200	0.00	0.00	0.67	0.00	0.10	0.10	0.00	0.14	1	1.19
1200 - 1215	0.06	0.00	0.65	0.06	0.06	0.00	0.00	0.18	1	1.13
1215 - 1230	0.00	0.00	0.70	0.00	0.10	0.00	0.00	0.20	1	1.20
Hourly Total	0.06	0.00	2.81	0.06	0.29	0.10	0.00	0.68	4	4.68
Hourly Average	0.01	0.00	0.70	0.01	0.07	0.02	0.00	0.17	1.00	1.17
1230 - 1245	0.03	0.00	0.82	0.00	0.03	0.00	0.00	0.13	1	1.11
1245 - 1300	0.14	0.00	0.68	0.00	0.05	0.05	0.00	0.09	1	1.00
1300 - 1315	0.00	0.05	0.65	0.00	0.10	0.00	0.00	0.20	1	1.17
1315 - 1330	0.05	0.00	0.71	0.00	0.00	0.05	0.00	0.19	1	1.18
Hourly Total	0.21	0.05	2.86	0.00	0.17	0.09	0.00	0.61	4	4.46
Hourly Average	0.05	0.01	0.72	0.00	0.04	0.02	0.00	0.15	1.00	1.12
1330 - 1345	0.00	0.00	0.36	0.09	0.18	0.00	0.00	0.36	1	1.36
1345 - 1400	0.00	0.00	0.44	0.06	0.13	0.06	0.00	0.31	1	1.34
1400 - 1415	0.00	0.00	0.58	0.00	0.17	0.00	0.00	0.25	1	1.25
1415 - 1430	0.11	0.00	0.74	0.00	0.07	0.00	0.00	0.07	1	0.99
Hourly Total	0.11	0.00	2.13	0.15	0.55	0.06	0.00	1.00	4	4.94
Hourly Average	0.03	0.00	0.53	0.04	0.14	0.02	0.00	0.25	1.00	1.24
Inter Session Total	0.38	0.05	7.80	0.21	1.01	0.25	0.00	2.29	12	14.08
Inter Session Average	0.03	0.00	0.65	0.02	0.08	0.02	0.00	0.19	1.00	1.17



Movement 8.5: Westbound on B235 Worple Road									Original Data	
TIME	P/CYCLE	M/CYCLE	CAR	TAXI	LGV	OGV1	OGV2	BUS/COACH	TOTAL	PCU TOTAL
1500 - 1515	1	0	4	0	1	0	0	1	7	7.20
1515 - 1530	2	0	14	0	0	1	0	5	22	25.90
1530 - 1545	0	0	21	0	1	1	1	2	26	29.80
1545 - 1600	2	0	12	0	2	0	0	4	20	22.40
Hourly Total	5	0	51	0	4	2	1	12	75	85.30
Hourly Average	1.25	0.00	12.75	0.00	1.00	0.50	0.25	3.00	18.75	21.33
1600 - 1615	1	0	10	0	1	1	0	4	17	20.70
1615 - 1630	0	0	4	1	0	1	0	9	15	24.50
1630 - 1645	1	0	20	0	1	0	0	5	27	31.20
1645 - 1700	0	0	19	0	1	1	0	6	27	33.50
Hourly Total	2	0	53	1	3	3	0	24	86	109.90
Hourly Average	0.50	0.00	13.25	0.25	0.75	0.75	0.00	6.00	21.50	27.48
1700 - 1715	0	0	5	1	1	0	0	3	10	13.00
1715 - 1730	0	0	7	0	1	0	0	2	10	12.00
1730 - 1745	0	0	13	0	2	0	0	4	19	23.00
1745 - 1800	1	0	30	0	1	0	0	5	37	41.20
Hourly Total	1	0	55	1	5	0	0	14	76	89.20
Hourly Average	0.25	0.00	13.75	0.25	1.25	0.00	0.00	3.50	19.00	22.30
1800 - 1815	2	0	10	1	1	0	0	3	17	18.40
1815 - 1830	0	0	16	0	0	0	0	3	19	22.00
1830 - 1845	1	1	21	0	0	0	0	3	26	27.60
1845 - 1900	2	0	10	0	2	0	0	5	19	22.40
Hourly Total	5	1	57	1	3	0	0	14	81	90.40
Hourly Average	1.25	0.25	14.25	0.25	0.75	0.00	0.00	3.50	20.25	22.60
PM Session Total	13	1	216	3	15	5	1	64	318	374.80
PM Session Average	0.81	0.06	13.50	0.19	0.94	0.31	0.06	4.00	19.88	23.43

Movement 8.5: Westbound on B235 Worple Road									Flow in Vehicles / Hour	
TIME	P/CYCLE	M/CYCLE	CAR	TAXI	LGV	OGV1	OGV2	BUS/COACH	TOTAL	PCU TOTAL
1500 - 1515	4	0	16	0	4	0	0	4	28	28.80
1515 - 1530	8	0	56	0	0	4	0	20	88	103.60
1530 - 1545	0	0	84	0	4	4	4	8	104	119.20
1545 - 1600	8	0	48	0	8	0	0	16	80	89.60
Hourly Total	20	0	204	0	16	8	4	48	300	341.20
Hourly Average	5.00	0.00	51.00	0.00	4.00	2.00	1.00	12.00	75.00	85.30
1600 - 1615	4	0	40	0	4	4	0	16	68	82.80
1615 - 1630	0	0	16	4	0	4	0	36	60	98.00
1630 - 1645	4	0	80	0	4	0	0	20	108	124.80
1645 - 1700	0	0	76	0	4	4	0	24	108	134.00
Hourly Total	8	0	212	4	12	12	0	96	344	439.60
Hourly Average	2.00	0.00	53.00	1.00	3.00	3.00	0.00	24.00	86.00	109.90
1700 - 1715	0	0	20	4	4	0	0	12	40	52.00
1715 - 1730	0	0	28	0	4	0	0	8	40	48.00
1730 - 1745	0	0	52	0	8	0	0	16	76	92.00
1745 - 1800	4	0	120	0	4	0	0	20	148	164.80
Hourly Total	4	0	220	4	20	0	0	56	304	356.80
Hourly Average	1.00	0.00	55.00	1.00	5.00	0.00	0.00	14.00	76.00	89.20
1800 - 1815	8	0	40	4	4	0	0	12	68	73.60
1815 - 1830	0	0	64	0	0	0	0	12	76	88.00
1830 - 1845	4	4	84	0	0	0	0	12	104	110.40
1845 - 1900	8	0	40	0	8	0	0	20	76	89.60
Hourly Total	20	4	228	4	12	0	0	56	324	361.60
Hourly Average	5.00	1.00	57.00	1.00	3.00	0.00	0.00	14.00	81.00	90.40
PM Session Total	52	4	864	12	60	20	4	256	1272	1499.20
PM Session Average	3.25	0.25	54.00	0.75	3.75	1.25	0.25	16.00	79.50	93.70

Movement 8.5: Westbound on B235 Worple Road									Traffic Mix	
TIME	P/CYCLE	M/CYCLE	CAR	TAXI	LGV	OGV1	OGV2	BUS/COACH	TOTAL	PCU TOTAL
1500 - 1515	0.14	0.00	0.57	0.00	0.14	0.00	0.00	0.14	1	1.03
1515 - 1530	0.09	0.00	0.64	0.00	0.00	0.05	0.00	0.23	1	1.18
1530 - 1545	0.00	0.00	0.81	0.00	0.04	0.04	0.04	0.08	1	1.15
1545 - 1600	0.10	0.00	0.60	0.00	0.10	0.00	0.00	0.20	1	1.12
Hourly Total	0.33	0.00	2.62	0.00	0.28	0.08	0.04	0.65	4	4.47
Hourly Average	0.08	0.00	0.65	0.00	0.07	0.02	0.01	0.16	1.00	1.12
1600 - 1615	0.06	0.00	0.59	0.00	0.06	0.06	0.00	0.24	1	1.22
1615 - 1630	0.00	0.00	0.27	0.07	0.00	0.07	0.00	0.60	1	1.63
1630 - 1645	0.04	0.00	0.74	0.00	0.04	0.00	0.00	0.19	1	1.16
1645 - 1700	0.00	0.00	0.70	0.00	0.04	0.04	0.00	0.22	1	1.24
Hourly Total	0.10	0.00	2.30	0.07	0.13	0.16	0.00	1.24	4	5.25
Hourly Average	0.02	0.00	0.57	0.02	0.03	0.04	0.00	0.31	1.00	1.31
1700 - 1715	0.00	0.00	0.50	0.10	0.10	0.00	0.00	0.30	1	1.30
1715 - 1730	0.00	0.00	0.70	0.00	0.10	0.00	0.00	0.20	1	1.20
1730 - 1745	0.00	0.00	0.68	0.00	0.11	0.00	0.00	0.21	1	1.21
1745 - 1800	0.03	0.00	0.81	0.00	0.03	0.00	0.00	0.14	1	1.11
Hourly Total	0.03	0.00	2.70	0.10	0.33	0.00	0.00	0.85	4	4.82
Hourly Average	0.01	0.00	0.67	0.03	0.08	0.00	0.00	0.21	1.00	1.21
1800 - 1815	0.12	0.00	0.59	0.06	0.06	0.00	0.00	0.18	1	1.08
1815 - 1830	0.00	0.00	0.84	0.00	0.00	0.00	0.00	0.16	1	1.16
1830 - 1845	0.04	0.04	0.81	0.00	0.00	0.00	0.00	0.12	1	1.06
1845 - 1900	0.11	0.00	0.53	0.00	0.11	0.00	0.00	0.26	1	1.18
Hourly Total	0.26	0.04	2.76	0.06	0.16	0.00	0.00	0.71	4	4.48
Hourly Average	0.07	0.01	0.69	0.01	0.04	0.00	0.00	0.18	1.00	1.12
PM Session Total	0.72	0.04	10.37	0.23	0.91	0.25	0.04	3.45	16.00	19.02
PM Session Average	0.04	0.00	0.65	0.01	0.06	0.02	0.00	0.22	1.00	1.19



Movement 8.6: Right from B235 Worple Road (East) to Francis Road									Original Data	
TIME	P/CYCLE	M/CYCLE	CAR	TAXI	LGV	OGV1	OGV2	BUS/COACH	TOTAL	PCU TOTAL
0700 - 0715	0	0	2	0	1	1	0	0	4	4.50
0715 - 0730	0	0	1	0	0	0	0	0	1	1.00
0730 - 0745	0	0	2	0	0	0	0	0	2	2.00
0745 - 0800	0	1	0	0	2	0	0	0	3	2.40
Hourly Total	0	1	5	0	3	1	0	0	10	9.90
Hourly Average	0.00	0.25	1.25	0.00	0.75	0.25	0.00	0.00	2.50	2.48
0800 - 0815	0	0	6	0	0	0	0	0	6	6.00
0815 - 0830	0	0	3	0	0	0	0	0	3	3.00
0830 - 0845	0	0	4	0	0	0	0	0	4	4.00
0845 - 0900	0	0	2	0	0	0	0	0	2	2.00
Hourly Total	0	0	15	0	0	0	0	0	15	15.00
Hourly Average	0.00	0.00	3.75	0.00	0.00	0.00	0.00	0.00	3.75	3.75
0900 - 0915	0	0	4	0	0	0	0	0	4	4.00
0915 - 0930	0	0	4	0	0	1	1	0	6	7.80
0930 - 0945	0	0	2	0	1	0	0	0	3	3.00
0945 - 1000	0	0	1	0	0	0	0	0	1	1.00
Hourly Total	0	0	11	0	1	1	1	0	14	15.80
Hourly Average	0.00	0.00	2.75	0.00	0.25	0.25	0.25	0.00	3.50	3.95

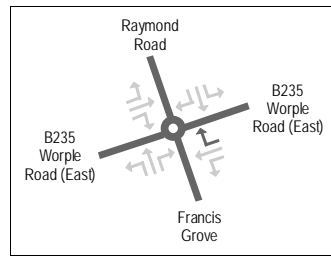
AM Session Total	0	1	31	0	4	2	1	0	39	40.70
AM Session Average	0.00	0.08	2.58	0.00	0.33	0.17	0.08	0.00	3.25	3.39

Movement 8.6: Right from B235 Worple Road (East) to Francis Road									Flow in Vehicles / Hour	
TIME	P/CYCLE	M/CYCLE	CAR	TAXI	LGV	OGV1	OGV2	BUS/COACH	TOTAL	PCU TOTAL
0700 - 0715	0	0	8	0	4	4	0	0	16	18.00
0715 - 0730	0	0	4	0	0	0	0	0	4	4.00
0730 - 0745	0	0	8	0	0	0	0	0	8	8.00
0745 - 0800	0	4	0	0	8	0	0	0	12	9.60
Hourly Total	0	4	20	0	12	4	0	0	40	39.60
Hourly Average	0.00	1.00	5.00	0.00	3.00	1.00	0.00	0.00	10.00	9.90
0800 - 0815	0	0	24	0	0	0	0	0	24	24.00
0815 - 0830	0	0	12	0	0	0	0	0	12	12.00
0830 - 0845	0	0	16	0	0	0	0	0	16	16.00
0845 - 0900	0	0	8	0	0	0	0	0	8	8.00
Hourly Total	0	0	60	0	0	0	0	0	60	60.00
Hourly Average	0.00	0.00	15.00	0.00	0.00	0.00	0.00	0.00	15.00	15.00
0900 - 0915	0	0	16	0	0	0	0	0	16	16.00
0915 - 0930	0	0	16	0	0	4	4	0	24	31.20
0930 - 0945	0	0	8	0	4	0	0	0	12	12.00
0945 - 1000	0	0	4	0	0	0	0	0	4	4.00
Hourly Total	0	0	44	0	4	4	4	0	56	63.20
Hourly Average	0.00	0.00	11.00	0.00	1.00	1.00	1.00	0.00	14.00	15.80

AM Session Total	0	4	124	0	16	8	4	0	156	162.80
AM Session Average	0.00	0.33	10.33	0.00	1.33	0.67	0.33	0.00	13.00	13.57

Movement 8.6: Right from B235 Worple Road (East) to Francis Road									Traffic Mix	
TIME	P/CYCLE	M/CYCLE	CAR	TAXI	LGV	OGV1	OGV2	BUS/COACH	TOTAL	PCU TOTAL
0700 - 0715	0.00	0.00	0.50	0.00	0.25	0.25	0.00	0.00	1	1.13
0715 - 0730	0.00	0.00	1.00	0.00	0.00	0.00	0.00	0.00	1	1.00
0730 - 0745	0.00	0.00	1.00	0.00	0.00	0.00	0.00	0.00	1	1.00
0745 - 0800	0.00	0.33	0.00	0.00	0.67	0.00	0.00	0.00	1	0.80
Hourly Total	0.00	0.33	2.50	0.00	0.92	0.25	0.00	0.00	4	3.93
Hourly Average	0.00	0.08	0.63	0.00	0.23	0.06	0.00	0.00	1.00	0.98
0800 - 0815	0.00	0.00	1.00	0.00	0.00	0.00	0.00	0.00	1	1.00
0815 - 0830	0.00	0.00	1.00	0.00	0.00	0.00	0.00	0.00	1	1.00
0830 - 0845	0.00	0.00	1.00	0.00	0.00	0.00	0.00	0.00	1	1.00
0845 - 0900	0.00	0.00	1.00	0.00	0.00	0.00	0.00	0.00	1	1.00
Hourly Total	0.00	0.00	4.00	0.00	0.00	0.00	0.00	0.00	4	4.00
Hourly Average	0.00	0.00	1.00	0.00	0.00	0.00	0.00	0.00	1.00	1.00
0900 - 0915	0.00	0.00	1.00	0.00	0.00	0.00	0.00	0.00	1	1.00
0915 - 0930	0.00	0.00	0.67	0.00	0.00	0.17	0.17	0.00	1	1.30
0930 - 0945	0.00	0.00	0.67	0.00	0.33	0.00	0.00	0.00	1	1.00
0945 - 1000	0.00	0.00	1.00	0.00	0.00	0.00	0.00	0.00	1	1.00
Hourly Total	0.00	0.00	3.33	0.00	0.33	0.17	0.17	0.00	4	4.30
Hourly Average	0.00	0.00	0.83	0.00	0.08	0.04	0.04	0.00	1.00	1.08

AM Session Total	0.00	0.33	9.83	0.00	1.25	0.42	0.17	0.00	12	12.23
AM Session Average	0.00	0.03	0.82	0.00	0.10	0.03	0.01	0.00	1.00	1.02



Movement 8.6: Right from B235 Worple Road (East) to Francis Road									Original Data	
TIME	P/CYCLE	M/CYCLE	CAR	TAXI	LGV	OGV1	OGV2	BUS/COACH	TOTAL	PCU TOTAL
1130 - 1145	0	0	5	0	1	0	0	0	6	6.00
1145 - 1200	0	0	2	0	0	0	0	0	2	2.00
1200 - 1215	0	0	3	0	0	0	0	0	3	3.00
1215 - 1230	0	0	5	0	0	0	0	0	5	5.00
Hourly Total	0	0	15	0	1	0	0	0	16	16.00
Hourly Average	0.00	0.00	3.75	0.00	0.25	0.00	0.00	0.00	4.00	4.00
1230 - 1245	0	0	5	0	2	0	0	0	7	7.00
1245 - 1300	0	0	4	0	0	0	0	0	4	4.00
1300 - 1315	0	0	2	0	0	0	0	0	2	2.00
1315 - 1330	0	0	2	0	1	0	0	0	3	3.00
Hourly Total	0	0	13	0	3	0	0	0	16	16.00
Hourly Average	0.00	0.00	3.25	0.00	0.75	0.00	0.00	0.00	4.00	4.00
1330 - 1345	1	0	1	0	2	1	0	0	5	4.70
1345 - 1400	0	1	6	0	0	1	0	0	8	7.90
1400 - 1415	0	0	1	0	0	0	0	0	1	1.00
1415 - 1430	0	0	2	0	0	0	0	0	2	2.00
Hourly Total	1	1	10	0	2	2	0	0	16	15.60
Hourly Average	0.25	0.25	2.50	0.00	0.50	0.50	0.00	0.00	4.00	3.90

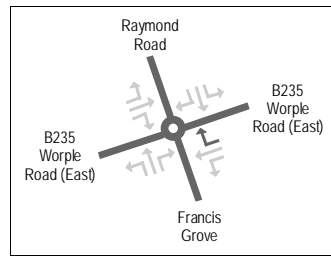
Inter Session Total	1	1	38	0	6	2	0	0	48	47.60
Inter Session Average	0.08	0.08	3.17	0.00	0.50	0.17	0.00	0.00	4.00	3.97

Movement 8.6: Right from B235 Worple Road (East) to Francis Road									Flow in Vehicles / Hour	
TIME	P/CYCLE	M/CYCLE	CAR	TAXI	LGV	OGV1	OGV2	BUS/COACH	TOTAL	PCU TOTAL
1130 - 1145	0	0	20	0	4	0	0	0	24	24.00
1145 - 1200	0	0	8	0	0	0	0	0	8	8.00
1200 - 1215	0	0	12	0	0	0	0	0	12	12.00
1215 - 1230	0	0	20	0	0	0	0	0	20	20.00
Hourly Total	0	0	60	0	4	0	0	0	64	64.00
Hourly Average	0.00	0.00	15.00	0.00	1.00	0.00	0.00	0.00	16.00	16.00
1230 - 1245	0	0	20	0	8	0	0	0	28	28.00
1245 - 1300	0	0	16	0	0	0	0	0	16	16.00
1300 - 1315	0	0	8	0	0	0	0	0	8	8.00
1315 - 1330	0	0	8	0	4	0	0	0	12	12.00
Hourly Total	0	0	52	0	12	0	0	0	64	64.00
Hourly Average	0.00	0.00	13.00	0.00	3.00	0.00	0.00	0.00	16.00	16.00
1330 - 1345	4	0	4	0	8	4	0	0	20	18.80
1345 - 1400	0	4	24	0	0	4	0	0	32	31.60
1400 - 1415	0	0	4	0	0	0	0	0	4	4.00
1415 - 1430	0	0	8	0	0	0	0	0	8	8.00
Hourly Total	4	4	40	0	8	8	0	0	64	62.40
Hourly Average	1.00	1.00	10.00	0.00	2.00	2.00	0.00	0.00	16.00	15.60

Inter Session Total	4	4	152	0	24	8	0	0	192	190.40
Inter Session Average	0.33	0.33	12.67	0.00	2.00	0.67	0.00	0.00	16.00	15.87

Movement 8.6: Right from B235 Worple Road (East) to Francis Road									Traffic Mix	
TIME	P/CYCLE	M/CYCLE	CAR	TAXI	LGV	OGV1	OGV2	BUS/COACH	TOTAL	PCU TOTAL
1130 - 1145	0.00	0.00	0.83	0.00	0.17	0.00	0.00	0.00	1	1.00
1145 - 1200	0.00	0.00	1.00	0.00	0.00	0.00	0.00	0.00	1	1.00
1200 - 1215	0.00	0.00	1.00	0.00	0.00	0.00	0.00	0.00	1	1.00
1215 - 1230	0.00	0.00	1.00	0.00	0.00	0.00	0.00	0.00	1	1.00
Hourly Total	0.00	0.00	3.83	0.00	0.17	0.00	0.00	0.00	4	4.00
Hourly Average	0.00	0.00	0.96	0.00	0.04	0.00	0.00	0.00	1.00	1.00
1230 - 1245	0.00	0.00	0.71	0.00	0.29	0.00	0.00	0.00	1	1.00
1245 - 1300	0.00	0.00	1.00	0.00	0.00	0.00	0.00	0.00	1	1.00
1300 - 1315	0.00	0.00	1.00	0.00	0.00	0.00	0.00	0.00	1	1.00
1315 - 1330	0.00	0.00	0.67	0.00	0.33	0.00	0.00	0.00	1	1.00
Hourly Total	0.00	0.00	3.38	0.00	0.62	0.00	0.00	0.00	4	4.00
Hourly Average	0.00	0.00	0.85	0.00	0.15	0.00	0.00	0.00	1.00	1.00
1330 - 1345	0.20	0.00	0.20	0.00	0.40	0.20	0.00	0.00	1	0.94
1345 - 1400	0.00	0.13	0.75	0.00	0.00	0.13	0.00	0.00	1	0.99
1400 - 1415	0.00	0.00	1.00	0.00	0.00	0.00	0.00	0.00	1	1.00
1415 - 1430	0.00	0.00	1.00	0.00	0.00	0.00	0.00	0.00	1	1.00
Hourly Total	0.20	0.13	2.95	0.00	0.40	0.33	0.00	0.00	4	3.93
Hourly Average	0.05	0.03	0.74	0.00	0.10	0.08	0.00	0.00	1.00	0.98

Inter Session Total	0.20	0.13	10.16	0.00	1.19	0.33	0.00	0.00	12	11.93
Inter Session Average	0.02	0.01	0.85	0.00	0.10	0.03	0.00	0.00	1.00	0.99



Movement 8.6: Right from B235 Worple Road (East) to Francis Road									Original Data	
TIME	P/CYCLE	M/CYCLE	CAR	TAXI	LGV	OGV1	OGV2	BUS/COACH	TOTAL	PCU TOTAL
1500 - 1515	0	0	4	0	0	0	0	0	4	4.00
1515 - 1530	0	0	4	0	0	0	0	0	4	4.00
1530 - 1545	0	0	4	0	0	0	0	0	4	4.00
1545 - 1600	0	0	3	0	1	0	0	0	4	4.00
Hourly Total	0	0	15	0	1	0	0	0	16	16.00
Hourly Average	0.00	0.00	3.75	0.00	0.25	0.00	0.00	0.00	4.00	4.00
1600 - 1615	0	0	2	0	1	0	0	0	3	3.00
1615 - 1630	0	0	10	0	1	0	0	0	11	11.00
1630 - 1645	0	0	2	0	0	0	0	0	2	2.00
1645 - 1700	0	0	6	0	1	0	0	0	7	7.00
Hourly Total	0	0	20	0	3	0	0	0	23	23.00
Hourly Average	0.00	0.00	5.00	0.00	0.75	0.00	0.00	0.00	5.75	5.75
1700 - 1715	0	0	7	0	3	0	0	0	10	10.00
1715 - 1730	0	0	1	0	0	0	0	0	1	1.00
1730 - 1745	0	0	1	0	0	0	0	0	1	1.00
1745 - 1800	0	0	3	0	0	0	0	0	3	3.00
Hourly Total	0	0	12	0	3	0	0	0	15	15.00
Hourly Average	0.00	0.00	3.00	0.00	0.75	0.00	0.00	0.00	3.75	3.75
1800 - 1815	0	1	3	0	0	0	0	0	4	3.40
1815 - 1830	0	0	3	0	1	0	0	0	4	4.00
1830 - 1845	0	0	3	0	0	0	0	0	3	3.00
1845 - 1900	0	0	6	0	0	0	0	0	6	6.00
Hourly Total	0	1	15	0	1	0	0	0	17	16.40
Hourly Average	0.00	0.25	3.75	0.00	0.25	0.00	0.00	0.00	4.25	4.10
PM Session Total	0	1	62	0	8	0	0	0	71	70.40
PM Session Average	0.00	0.06	3.88	0.00	0.50	0.00	0.00	0.00	4.44	4.40

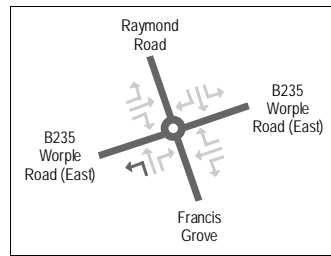
Movement 8.6: Right from B235 Worple Road (East) to Francis Road									Flow in Vehicles / Hour	
TIME	P/CYCLE	M/CYCLE	CAR	TAXI	LGV	OGV1	OGV2	BUS/COACH	TOTAL	PCU TOTAL
1500 - 1515	0	0	16	0	0	0	0	0	16	16.00
1515 - 1530	0	0	16	0	0	0	0	0	16	16.00
1530 - 1545	0	0	16	0	0	0	0	0	16	16.00
1545 - 1600	0	0	12	0	4	0	0	0	16	16.00
Hourly Total	0	0	60	0	4	0	0	0	64	64.00
Hourly Average	0.00	0.00	15.00	0.00	1.00	0.00	0.00	0.00	16.00	16.00
1600 - 1615	0	0	8	0	4	0	0	0	12	12.00
1615 - 1630	0	0	40	0	4	0	0	0	44	44.00
1630 - 1645	0	0	8	0	0	0	0	0	8	8.00
1645 - 1700	0	0	24	0	4	0	0	0	28	28.00
Hourly Total	0	0	80	0	12	0	0	0	92	92.00
Hourly Average	0.00	0.00	20.00	0.00	3.00	0.00	0.00	0.00	23.00	23.00
1700 - 1715	0	0	28	0	12	0	0	0	40	40.00
1715 - 1730	0	0	4	0	0	0	0	0	4	4.00
1730 - 1745	0	0	4	0	0	0	0	0	4	4.00
1745 - 1800	0	0	12	0	0	0	0	0	12	12.00
Hourly Total	0	0	48	0	12	0	0	0	60	60.00
Hourly Average	0.00	0.00	12.00	0.00	3.00	0.00	0.00	0.00	15.00	15.00
1800 - 1815	0	4	12	0	0	0	0	0	16	13.60
1815 - 1830	0	0	12	0	4	0	0	0	16	16.00
1830 - 1845	0	0	12	0	0	0	0	0	12	12.00
1845 - 1900	0	0	24	0	0	0	0	0	24	24.00
Hourly Total	0	4	60	0	4	0	0	0	68	65.60
Hourly Average	0.00	1.00	15.00	0.00	1.00	0.00	0.00	0.00	17.00	16.40
PM Session Total	0	4	248	0	32	0	0	0	284	281.60
PM Session Average	0.00	0.25	15.50	0.00	2.00	0.00	0.00	0.00	17.75	17.60

Movement 8.6: Right from B235 Worple Road (East) to Francis Road									Traffic Mix	
TIME	P/CYCLE	M/CYCLE	CAR	TAXI	LGV	OGV1	OGV2	BUS/COACH	TOTAL	PCU TOTAL
1500 - 1515	0.00	0.00	1.00	0.00	0.00	0.00	0.00	0.00	1	1.00
1515 - 1530	0.00	0.00	1.00	0.00	0.00	0.00	0.00	0.00	1	1.00
1530 - 1545	0.00	0.00	1.00	0.00	0.00	0.00	0.00	0.00	1	1.00
1545 - 1600	0.00	0.00	0.75	0.00	0.25	0.00	0.00	0.00	1	1.00
Hourly Total	0.00	0.00	3.75	0.00	0.25	0.00	0.00	0.00	4	4.00
Hourly Average	0.00	0.00	0.94	0.00	0.06	0.00	0.00	0.00	1.00	1.00
1600 - 1615	0.00	0.00	0.67	0.00	0.33	0.00	0.00	0.00	1	1.00
1615 - 1630	0.00	0.00	0.91	0.00	0.09	0.00	0.00	0.00	1	1.00
1630 - 1645	0.00	0.00	1.00	0.00	0.00	0.00	0.00	0.00	1	1.00
1645 - 1700	0.00	0.00	0.86	0.00	0.14	0.00	0.00	0.00	1	1.00
Hourly Total	0.00	0.00	3.43	0.00	0.57	0.00	0.00	0.00	4	4.00
Hourly Average	0.00	0.00	0.86	0.00	0.14	0.00	0.00	0.00	1.00	1.00
1700 - 1715	0.00	0.00	0.70	0.00	0.30	0.00	0.00	0.00	1	1.00
1715 - 1730	0.00	0.00	1.00	0.00	0.00	0.00	0.00	0.00	1	1.00
1730 - 1745	0.00	0.00	1.00	0.00	0.00	0.00	0.00	0.00	1	1.00
1745 - 1800	0.00	0.00	1.00	0.00	0.00	0.00	0.00	0.00	1	1.00
Hourly Total	0.00	0.00	3.70	0.00	0.30	0.00	0.00	0.00	4	4.00
Hourly Average	0.00	0.00	0.93	0.00	0.08	0.00	0.00	0.00	1.00	1.00
1800 - 1815	0.00	0.25	0.75	0.00	0.00	0.00	0.00	0.00	1	0.85
1815 - 1830	0.00	0.00	0.75	0.00	0.25	0.00	0.00	0.00	1	1.00
1830 - 1845	0.00	0.00	1.00	0.00	0.00	0.00	0.00	0.00	1	1.00
1845 - 1900	0.00	0.00	1.00	0.00	0.00	0.00	0.00	0.00	1	1.00
Hourly Total	0.00	0.25	3.50	0.00	0.25	0.00	0.00	0.00	4	3.85
Hourly Average	0.00	0.06	0.88	0.00	0.06	0.00	0.00	0.00	1.00	0.96
PM Session Total	0.00	0.25	14.38	0.00	1.37	0.00	0.00	0.00	16.00	15.85
PM Session Average	0.00	0.02	0.90	0.00	0.09	0.00	0.00	0.00	1.00	0.99

Wimbledon Town Centre Survey
Traffic Count Survey

Site 8 of 8
Raymond Road
B235 Worple Road
Francis Grove

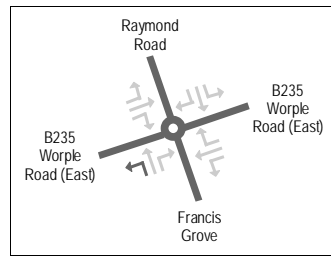
Date
Wednesday, 13th October 2004
0700 - 1000 (AM Peak)



Movement 8.7: Left from Francis Grove to B235 Worple Road (West)									Original Data	
TIME	P/CYCLE	M/CYCLE	CAR	TAXI	LGV	OGV1	OGV2	BUS/COACH	TOTAL	PCU TOTAL
0700 - 0715	0	2	83	0	13	4	1	0	103	105.10
0715 - 0730	1	0	99	0	9	5	1	1	116	120.00
0730 - 0745	1	4	105	1	13	6	3	1	134	138.70
0745 - 0800	2	0	105	0	13	4	3	0	127	131.30
Hourly Total	4	6	392	1	48	19	8	2	480	495.10
Hourly Average	1.00	1.50	98.00	0.25	12.00	4.75	2.00	0.50	120.00	123.78
0800 - 0815	1	0	85	3	10	2	2	0	103	105.80
0815 - 0830	0	5	85	1	17	5	0	1	114	114.50
0830 - 0845	0	1	63	2	7	6	2	1	82	88.00
0845 - 0900	3	0	76	3	14	8	2	1	107	112.20
Hourly Total	4	6	309	9	48	21	6	3	406	420.50
Hourly Average	1.00	1.50	77.25	2.25	12.00	5.25	1.50	0.75	101.50	105.13
0900 - 0915	0	0	78	1	5	5	2	1	92	98.10
0915 - 0930	1	0	61	1	11	6	5	0	85	93.70
0930 - 0945	1	3	60	3	9	6	2	1	85	89.00
0945 - 1000	0	2	51	0	11	3	4	1	72	78.50
Hourly Total	2	5	250	5	36	20	13	3	334	359.30
Hourly Average	0.50	1.25	62.50	1.25	9.00	5.00	3.25	0.75	83.50	89.83
AM Session Total	10	17	951	15	132	60	27	8	1220	1274.90
AM Session Average	0.83	1.42	79.25	1.25	11.00	5.00	2.25	0.67	101.67	106.24

Movement 8.7: Left from Francis Grove to B235 Worple Road (West)									Flow in Vehicles / Hour	
TIME	P/CYCLE	M/CYCLE	CAR	TAXI	LGV	OGV1	OGV2	BUS/COACH	TOTAL	PCU TOTAL
0700 - 0715	0	8	332	0	52	16	4	0	412	420.40
0715 - 0730	4	0	396	0	36	20	4	4	464	480.00
0730 - 0745	4	16	420	4	52	24	12	4	536	554.80
0745 - 0800	8	0	420	0	52	16	12	0	508	525.20
Hourly Total	16	24	1568	4	192	76	32	8	1920	1980.40
Hourly Average	4.00	6.00	392.00	1.00	48.00	19.00	8.00	2.00	480.00	495.10
0800 - 0815	4	0	340	12	40	8	8	0	412	423.20
0815 - 0830	0	20	340	4	68	20	0	4	456	458.00
0830 - 0845	0	4	252	8	28	24	8	4	328	352.00
0845 - 0900	12	0	304	12	56	32	8	4	428	448.80
Hourly Total	16	24	1236	36	192	84	24	12	1624	1682.00
Hourly Average	4.00	6.00	309.00	9.00	48.00	21.00	6.00	3.00	406.00	420.50
0900 - 0915	0	0	312	4	20	20	8	4	368	392.40
0915 - 0930	4	0	244	4	44	24	20	0	340	374.80
0930 - 0945	4	12	240	12	36	24	8	4	340	356.00
0945 - 1000	0	8	204	0	44	12	16	4	288	314.00
Hourly Total	8	20	1000	20	144	80	52	12	1336	1437.20
Hourly Average	2.00	5.00	250.00	5.00	36.00	20.00	13.00	3.00	334.00	359.30
AM Session Total	40	68	3804	60	528	240	108	32	4880	5099.60
AM Session Average	3.33	5.67	317.00	5.00	44.00	20.00	9.00	2.67	406.67	424.97

Movement 8.7: Left from Francis Grove to B235 Worple Road (West)									Traffic Mix	
TIME	P/CYCLE	M/CYCLE	CAR	TAXI	LGV	OGV1	OGV2	BUS/COACH	TOTAL	PCU TOTAL
0700 - 0715	0.00	0.02	0.81	0.00	0.13	0.04	0.01	0.00	1	1.02
0715 - 0730	0.01	0.00	0.85	0.00	0.08	0.04	0.01	0.01	1	1.03
0730 - 0745	0.01	0.03	0.78	0.01	0.10	0.04	0.02	0.01	1	1.04
0745 - 0800	0.02	0.00	0.83	0.00	0.10	0.03	0.02	0.00	1	1.03
Hourly Total	0.03	0.05	3.27	0.01	0.40	0.16	0.06	0.02	4	4.12
Hourly Average	0.01	0.01	0.82	0.00	0.10	0.04	0.02	0.00	1.00	1.03
0800 - 0815	0.01	0.00	0.83	0.03	0.10	0.02	0.02	0.00	1	1.03
0815 - 0830	0.00	0.04	0.75	0.01	0.15	0.04	0.00	0.01	1	1.00
0830 - 0845	0.00	0.01	0.77	0.02	0.09	0.07	0.02	0.01	1	1.07
0845 - 0900	0.03	0.00	0.71	0.03	0.13	0.07	0.02	0.01	1	1.05
Hourly Total	0.04	0.06	3.05	0.09	0.46	0.21	0.06	0.03	4	4.15
Hourly Average	0.01	0.01	0.76	0.02	0.12	0.05	0.02	0.01	1.00	1.04
0900 - 0915	0.00	0.00	0.85	0.01	0.05	0.05	0.02	0.01	1	1.07
0915 - 0930	0.01	0.00	0.72	0.01	0.13	0.07	0.06	0.00	1	1.10
0930 - 0945	0.01	0.04	0.71	0.04	0.11	0.07	0.02	0.01	1	1.05
0945 - 1000	0.00	0.03	0.71	0.00	0.15	0.04	0.06	0.01	1	1.09
Hourly Total	0.02	0.06	2.98	0.06	0.44	0.24	0.16	0.04	4	4.31
Hourly Average	0.01	0.02	0.74	0.01	0.11	0.06	0.04	0.01	1.00	1.08
AM Session Total	0.09	0.17	9.30	0.16	1.31	0.61	0.29	0.08	12	12.58
AM Session Average	0.01	0.01	0.77	0.01	0.11	0.05	0.02	0.01	1.00	1.05



Movement 8.7: Left from Francis Grove to B235 Worple Road (West)									Original Data	
TIME	P/CYCLE	M/CYCLE	CAR	TAXI	LGV	OGV1	OGV2	BUS/COACH	TOTAL	PCU TOTAL
1130 - 1145	1	1	66	1	15	6	1	0	91	93.90
1145 - 1200	0	2	49	2	15	8	1	0	77	81.10
1200 - 1215	1	0	60	0	18	5	3	0	87	92.60
1215 - 1230	1	0	58	3	8	3	0	0	73	73.70
Hourly Total	3	3	233	6	56	22	5	0	328	341.30
Hourly Average	0.75	0.75	58.25	1.50	14.00	5.50	1.25	0.00	82.00	85.33
1230 - 1245	0	1	74	2	13	5	1	0	96	99.20
1245 - 1300	2	2	68	1	12	5	1	0	91	92.00
1300 - 1315	0	1	67	1	14	9	4	0	96	105.10
1315 - 1330	1	4	67	4	9	9	2	0	96	99.90
Hourly Total	3	8	276	8	48	28	8	0	379	396.20
Hourly Average	0.75	2.00	69.00	2.00	12.00	7.00	2.00	0.00	94.75	99.05
1330 - 1345	0	0	66	0	12	2	2	0	82	85.60
1345 - 1400	0	2	52	5	9	10	3	1	82	90.70
1400 - 1415	1	0	76	2	5	7	0	1	92	95.70
1415 - 1430	2	0	65	1	15	4	1	4	92	97.70
Hourly Total	3	2	259	8	41	23	6	6	348	369.70
Hourly Average	0.75	0.50	64.75	2.00	10.25	5.75	1.50	1.50	87.00	92.43

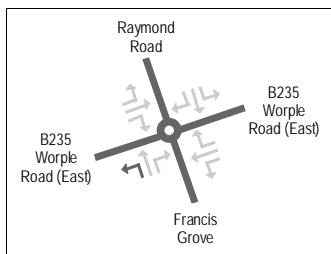
Inter Session Total	9	13	768	22	145	73	19	6	1055	1107.20
Inter Session Average	0.75	1.08	64.00	1.83	12.08	6.08	1.58	0.50	87.92	92.27

Movement 8.7: Left from Francis Grove to B235 Worple Road (West)									Flow in Vehicles / Hour	
TIME	P/CYCLE	M/CYCLE	CAR	TAXI	LGV	OGV1	OGV2	BUS/COACH	TOTAL	PCU TOTAL
1130 - 1145	4	4	264	4	60	24	4	0	364	375.60
1145 - 1200	0	8	196	8	60	32	4	0	308	324.40
1200 - 1215	4	0	240	0	72	20	12	0	348	370.40
1215 - 1230	4	0	232	12	32	12	0	0	292	294.80
Hourly Total	12	12	932	24	224	88	20	0	1312	1365.20
Hourly Average	3.00	3.00	233.00	6.00	56.00	22.00	5.00	0.00	328.00	341.30
1230 - 1245	0	4	296	8	52	20	4	0	384	396.80
1245 - 1300	8	8	272	4	48	20	4	0	364	368.00
1300 - 1315	0	4	268	4	56	36	16	0	384	420.40
1315 - 1330	4	16	268	16	36	36	8	0	384	399.60
Hourly Total	12	32	1104	32	192	112	32	0	1516	1584.80
Hourly Average	3.00	8.00	276.00	8.00	48.00	28.00	8.00	0.00	379.00	396.20
1330 - 1345	0	0	264	0	48	8	8	0	328	342.40
1345 - 1400	0	8	208	20	36	40	12	4	328	362.80
1400 - 1415	4	0	304	8	20	28	0	4	368	382.80
1415 - 1430	8	0	260	4	60	16	4	16	368	390.80
Hourly Total	12	8	1036	32	164	92	24	24	1392	1478.80
Hourly Average	3.00	2.00	259.00	8.00	41.00	23.00	6.00	6.00	348.00	369.70

Inter Session Total	36	52	3072	88	580	292	76	24	4220	4428.80
Inter Session Average	3.00	4.33	256.00	7.33	48.33	24.33	6.33	2.00	351.67	369.07

Movement 8.7: Left from Francis Grove to B235 Worple Road (West)									Traffic Mix	
TIME	P/CYCLE	M/CYCLE	CAR	TAXI	LGV	OGV1	OGV2	BUS/COACH	TOTAL	PCU TOTAL
1130 - 1145	0.01	0.01	0.73	0.01	0.16	0.07	0.01	0.00	1	1.03
1145 - 1200	0.00	0.03	0.64	0.03	0.19	0.10	0.01	0.00	1	1.05
1200 - 1215	0.01	0.00	0.69	0.00	0.21	0.06	0.03	0.00	1	1.06
1215 - 1230	0.01	0.00	0.79	0.04	0.11	0.04	0.00	0.00	1	1.01
Hourly Total	0.04	0.04	2.85	0.08	0.68	0.27	0.06	0.00	4	4.16
Hourly Average	0.01	0.01	0.71	0.02	0.17	0.07	0.01	0.00	1.00	1.04
1230 - 1245	0.00	0.01	0.77	0.02	0.14	0.05	0.01	0.00	1	1.03
1245 - 1300	0.02	0.02	0.75	0.01	0.13	0.05	0.01	0.00	1	1.01
1300 - 1315	0.00	0.01	0.70	0.01	0.15	0.09	0.04	0.00	1	1.09
1315 - 1330	0.01	0.04	0.70	0.04	0.09	0.09	0.02	0.00	1	1.04
Hourly Total	0.03	0.08	2.91	0.08	0.51	0.29	0.08	0.00	4	4.18
Hourly Average	0.01	0.02	0.73	0.02	0.13	0.07	0.02	0.00	1.00	1.04
1330 - 1345	0.00	0.00	0.80	0.00	0.15	0.02	0.02	0.00	1	1.04
1345 - 1400	0.00	0.02	0.63	0.06	0.11	0.12	0.04	0.01	1	1.11
1400 - 1415	0.01	0.00	0.83	0.02	0.05	0.08	0.00	0.01	1	1.04
1415 - 1430	0.02	0.00	0.71	0.01	0.16	0.04	0.01	0.04	1	1.06
Hourly Total	0.03	0.02	2.97	0.09	0.47	0.27	0.07	0.07	4	4.25
Hourly Average	0.01	0.01	0.74	0.02	0.12	0.07	0.02	0.02	1.00	1.06

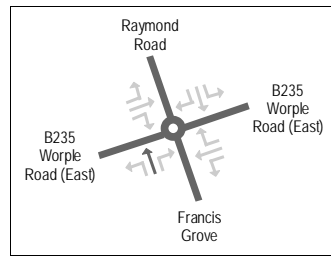
Inter Session Total	0.10	0.15	8.73	0.26	1.66	0.83	0.21	0.07	12	12.59
Inter Session Average	0.01	0.01	0.73	0.02	0.14	0.07	0.02	0.01	1.00	1.05



Movement 8.7: Left from Francis Grove to B235 Worple Road (West)										Original Data	
TIME	P/CYCLE	M/CYCLE	CAR	TAXI	LGV	OGV1	OGV2	BUS/COACH	TOTAL	PCU TOTAL	
1500 - 1515	0	1	63	4	18	2	0	0	88	88.40	
1515 - 1530	1	1	64	1	13	3	0	1	84	85.10	
1530 - 1545	1	0	71	6	19	4	0	1	102	104.20	
1545 - 1600	0	0	66	4	14	5	1	1	91	95.80	
Hourly Total	2	2	264	15	64	14	1	3	365	373.50	
Hourly Average	0.50	0.50	66.00	3.75	16.00	3.50	0.25	0.75	91.25	93.38	
1600 - 1615	0	1	69	7	8	5	2	3	95	102.50	
1615 - 1630	0	1	72	1	10	2	1	1	88	90.70	
1630 - 1645	1	0	76	4	15	3	0	5	104	109.70	
1645 - 1700	0	0	83	5	9	2	0	1	100	102.00	
Hourly Total	1	2	300	17	42	12	3	10	387	404.90	
Hourly Average	0.25	0.50	75.00	4.25	10.50	3.00	0.75	2.50	96.75	101.23	
1700 - 1715	1	1	79	6	14	1	0	0	102	101.10	
1715 - 1730	5	0	79	6	13	0	0	0	103	99.00	
1730 - 1745	3	1	75	4	9	1	0	0	93	90.50	
1745 - 1800	2	1	81	5	7	1	0	0	97	95.30	
Hourly Total	11	3	314	21	43	3	0	0	395	385.90	
Hourly Average	2.75	0.75	78.50	5.25	10.75	0.75	0.00	0.00	98.75	96.48	
1800 - 1815	6	1	84	5	10	1	1	0	108	104.40	
1815 - 1830	4	3	92	5	5	1	1	0	111	107.80	
1830 - 1845	2	4	91	2	4	2	0	3	108	108.00	
1845 - 1900	3	0	81	6	9	1	0	1	101	100.10	
Hourly Total	15	8	348	18	28	5	2	4	428	420.30	
Hourly Average	3.75	2.00	87.00	4.50	7.00	1.25	0.50	1.00	107.00	105.08	
PM Session Total	29	15	1226	71	177	34	6	17	1575	1584.60	
PM Session Average	1.81	0.94	76.63	4.44	11.06	2.13	0.38	1.06	98.44	99.04	

Movement 8.7: Left from Francis Grove to B235 Worple Road (West)										Flow in Vehicles / Hour	
TIME	P/CYCLE	M/CYCLE	CAR	TAXI	LGV	OGV1	OGV2	BUS/COACH	TOTAL	PCU TOTAL	
1500 - 1515	0	4	252	16	72	8	0	0	352	353.60	
1515 - 1530	4	4	256	4	52	12	0	4	336	340.40	
1530 - 1545	4	0	284	24	76	16	0	4	408	416.80	
1545 - 1600	0	0	264	16	56	20	4	4	364	383.20	
Hourly Total	8	8	1056	60	256	56	4	12	1460	1494.00	
Hourly Average	2.00	2.00	264.00	15.00	64.00	14.00	1.00	3.00	365.00	373.50	
1600 - 1615	0	4	276	28	32	20	8	12	380	410.00	
1615 - 1630	0	4	288	4	40	8	4	4	352	362.80	
1630 - 1645	4	0	304	16	60	12	0	20	416	438.80	
1645 - 1700	0	0	332	20	36	8	0	4	400	408.00	
Hourly Total	4	8	1200	68	168	48	12	40	1548	1619.60	
Hourly Average	1.00	2.00	300.00	17.00	42.00	12.00	3.00	10.00	387.00	404.90	
1700 - 1715	4	4	316	24	56	4	0	0	408	404.40	
1715 - 1730	20	0	316	24	52	0	0	0	412	396.00	
1730 - 1745	12	4	300	16	36	4	0	0	372	362.00	
1745 - 1800	8	4	324	20	28	4	0	0	388	381.20	
Hourly Total	44	12	1256	84	172	12	0	0	1580	1543.60	
Hourly Average	11.00	3.00	314.00	21.00	43.00	3.00	0.00	0.00	395.00	385.90	
1800 - 1815	24	4	336	20	40	4	4	0	432	417.60	
1815 - 1830	16	12	368	20	20	4	4	0	444	431.20	
1830 - 1845	8	16	364	8	16	8	0	12	432	432.00	
1845 - 1900	12	0	324	24	36	4	0	4	404	400.40	
Hourly Total	60	32	1392	72	112	20	8	16	1712	1681.20	
Hourly Average	15.00	8.00	348.00	18.00	28.00	5.00	2.00	4.00	428.00	420.30	
PM Session Total	116	60	4904	284	708	136	24	68	6300	6338.40	
PM Session Average	7.25	3.75	306.50	17.75	44.25	8.50	1.50	4.25	393.75	396.15	

Movement 8.7: Left from Francis Grove to B235 Worple Road (West)										Traffic Mix	
TIME	P/CYCLE	M/CYCLE	CAR	TAXI	LGV	OGV1	OGV2	BUS/COACH	TOTAL	PCU TOTAL	
1500 - 1515	0.00	0.01	0.72	0.05	0.20	0.02	0.00	0.00	1	1.00	
1515 - 1530	0.01	0.01	0.76	0.01	0.15	0.04	0.00	0.01	1	1.01	
1530 - 1545	0.01	0.00	0.70	0.06	0.19	0.04	0.00	0.01	1	1.02	
1545 - 1600	0.00	0.00	0.73	0.04	0.15	0.05	0.01	0.01	1	1.05	
Hourly Total	0.02	0.02	2.90	0.16	0.70	0.15	0.01	0.03	4	4.09	
Hourly Average	0.01	0.01	0.72	0.04	0.17	0.04	0.00	0.01	1.00	1.02	
1600 - 1615	0.00	0.01	0.73	0.07	0.08	0.05	0.02	0.03	1	1.08	
1615 - 1630	0.00	0.01	0.82	0.01	0.11	0.02	0.01	0.01	1	1.03	
1630 - 1645	0.01	0.00	0.73	0.04	0.14	0.03	0.00	0.05	1	1.05	
1645 - 1700	0.00	0.00	0.83	0.05	0.09	0.02	0.00	0.01	1	1.02	
Hourly Total	0.01	0.02	3.11	0.17	0.43	0.12	0.03	0.10	4	4.18	
Hourly Average	0.00	0.01	0.78	0.04	0.11	0.03	0.01	0.03	1.00	1.05	
1700 - 1715	0.01	0.01	0.77	0.06	0.14	0.01	0.00	0.00	1	0.99	
1715 - 1730	0.05	0.00	0.77	0.06	0.13	0.00	0.00	0.00	1	0.96	
1730 - 1745	0.03	0.01	0.81	0.04	0.10	0.01	0.00	0.00	1	0.97	
1745 - 1800	0.02	0.01	0.84	0.05	0.07	0.01	0.00	0.00	1	0.98	
Hourly Total	0.11	0.03	3.18	0.21	0.43	0.03	0.00	0.00	4	3.91	
Hourly Average	0.03	0.01	0.80	0.05	0.11	0.01	0.00	0.00	1.00	0.98	
1800 - 1815	0.06	0.01	0.78	0.05	0.09	0.01	0.01	0.00	1	0.97	
1815 - 1830	0.04	0.03	0.83	0.05	0.05	0.01	0.01	0.00	1	0.97	
1830 - 1845	0.02	0.04	0.84	0.02	0.04	0.02	0.00	0.03	1	1.00	
1845 - 1900	0.03	0.00	0.80	0.06	0.09	0.01	0.00	0.01	1	0.99	
Hourly Total	0.14	0.07	3.25	0.17	0.26	0.05	0.02	0.04	4	3.93	
Hourly Average	0.03	0.02	0.81	0.04	0.07	0.01	0.00	0.01	1.00	0.98	
PM Session Total	0.28	0.15	12.44	0.71	1.83	0.35	0.06	0.17	16.00	16.11	
PM Session Average	0.02	0.01	0.78	0.04	0.11	0.02	0.00	0.01	1.00	1.01	



Movement 8.8: Northbound from Francis Grove to Raymond Road									Original Data	
TIME	P/CYCLE	M/CYCLE	CAR	TAXI	LGV	OGV1	OGV2	BUS/COACH	TOTAL	PCU TOTAL
0700 - 0715	0	0	2	0	0	0	0	0	2	2.00
0715 - 0730	0	0	1	0	0	0	0	0	1	1.00
0730 - 0745	0	0	1	0	3	0	0	0	4	4.00
0745 - 0800	0	0	9	0	1	0	0	0	10	10.00
Hourly Total	0	0	13	0	4	0	0	0	17	17.00
Hourly Average	0.00	0.00	3.25	0.00	1.00	0.00	0.00	0.00	4.25	4.25
0800 - 0815	0	0	11	0	1	0	0	0	12	12.00
0815 - 0830	0	0	3	0	1	0	0	0	4	4.00
0830 - 0845	0	0	8	0	0	0	0	0	8	8.00
0845 - 0900	0	1	4	0	2	0	0	0	7	6.40
Hourly Total	0	1	26	0	4	0	0	0	31	30.40
Hourly Average	0.00	0.25	6.50	0.00	1.00	0.00	0.00	0.00	7.75	7.60
0900 - 0915	0	0	3	0	1	0	0	0	4	4.00
0915 - 0930	0	0	2	0	1	0	0	0	3	3.00
0930 - 0945	0	0	2	0	1	0	0	0	3	3.00
0945 - 1000	0	0	5	0	1	0	0	0	6	6.00
Hourly Total	0	0	12	0	4	0	0	0	16	16.00
Hourly Average	0.00	0.00	3.00	0.00	1.00	0.00	0.00	0.00	4.00	4.00

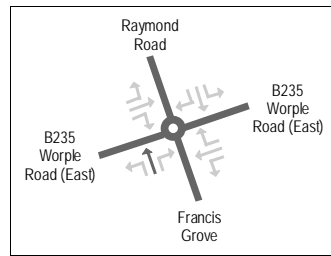
AM Session Total	0	1	51	0	12	0	0	0	64	63.40
AM Session Average	0.00	0.08	4.25	0.00	1.00	0.00	0.00	0.00	5.33	5.28

Movement 8.8: Northbound from Francis Grove to Raymond Road									Flow in Vehicles / Hour	
TIME	P/CYCLE	M/CYCLE	CAR	TAXI	LGV	OGV1	OGV2	BUS/COACH	TOTAL	PCU TOTAL
0700 - 0715	0	0	8	0	0	0	0	0	8	8.00
0715 - 0730	0	0	4	0	0	0	0	0	4	4.00
0730 - 0745	0	0	4	0	12	0	0	0	16	16.00
0745 - 0800	0	0	36	0	4	0	0	0	40	40.00
Hourly Total	0	0	52	0	16	0	0	0	68	68.00
Hourly Average	0.00	0.00	13.00	0.00	4.00	0.00	0.00	0.00	17.00	17.00
0800 - 0815	0	0	44	0	4	0	0	0	48	48.00
0815 - 0830	0	0	12	0	4	0	0	0	16	16.00
0830 - 0845	0	0	32	0	0	0	0	0	32	32.00
0845 - 0900	0	4	16	0	8	0	0	0	28	25.60
Hourly Total	0	4	104	0	16	0	0	0	124	121.60
Hourly Average	0.00	1.00	26.00	0.00	4.00	0.00	0.00	0.00	31.00	30.40
0900 - 0915	0	0	12	0	4	0	0	0	16	16.00
0915 - 0930	0	0	8	0	4	0	0	0	12	12.00
0930 - 0945	0	0	8	0	4	0	0	0	12	12.00
0945 - 1000	0	0	20	0	4	0	0	0	24	24.00
Hourly Total	0	0	48	0	16	0	0	0	64	64.00
Hourly Average	0.00	0.00	12.00	0.00	4.00	0.00	0.00	0.00	16.00	16.00

AM Session Total	0	4	204	0	48	0	0	0	256	253.60
AM Session Average	0.00	0.33	17.00	0.00	4.00	0.00	0.00	0.00	21.33	21.13

Movement 8.8: Northbound from Francis Grove to Raymond Road									Traffic Mix	
TIME	P/CYCLE	M/CYCLE	CAR	TAXI	LGV	OGV1	OGV2	BUS/COACH	TOTAL	PCU TOTAL
0700 - 0715	0.00	0.00	1.00	0.00	0.00	0.00	0.00	0.00	1	1.00
0715 - 0730	0.00	0.00	1.00	0.00	0.00	0.00	0.00	0.00	1	1.00
0730 - 0745	0.00	0.00	0.25	0.00	0.75	0.00	0.00	0.00	1	1.00
0745 - 0800	0.00	0.00	0.90	0.00	0.10	0.00	0.00	0.00	1	1.00
Hourly Total	0.00	0.00	3.15	0.00	0.85	0.00	0.00	0.00	4	4.00
Hourly Average	0.00	0.00	0.79	0.00	0.21	0.00	0.00	0.00	1.00	1.00
0800 - 0815	0.00	0.00	0.92	0.00	0.08	0.00	0.00	0.00	1	1.00
0815 - 0830	0.00	0.00	0.75	0.00	0.25	0.00	0.00	0.00	1	1.00
0830 - 0845	0.00	0.00	1.00	0.00	0.00	0.00	0.00	0.00	1	1.00
0845 - 0900	0.00	0.14	0.57	0.00	0.29	0.00	0.00	0.00	1	0.91
Hourly Total	0.00	0.14	3.24	0.00	0.62	0.00	0.00	0.00	4	3.91
Hourly Average	0.00	0.04	0.81	0.00	0.15	0.00	0.00	0.00	1.00	0.98
0900 - 0915	0.00	0.00	0.75	0.00	0.25	0.00	0.00	0.00	1	1.00
0915 - 0930	0.00	0.00	0.67	0.00	0.33	0.00	0.00	0.00	1	1.00
0930 - 0945	0.00	0.00	0.67	0.00	0.33	0.00	0.00	0.00	1	1.00
0945 - 1000	0.00	0.00	0.83	0.00	0.17	0.00	0.00	0.00	1	1.00
Hourly Total	0.00	0.00	2.92	0.00	1.08	0.00	0.00	0.00	4	4.00
Hourly Average	0.00	0.00	0.73	0.00	0.27	0.00	0.00	0.00	1.00	1.00

AM Session Total	0.00	0.14	9.30	0.00	2.55	0.00	0.00	0.00	12	11.91
AM Session Average	0.00	0.01	0.78	0.00	0.21	0.00	0.00	0.00	1.00	0.99



Movement 8.8: Northbound from Francis Grove to Raymond Road									Original Data	
TIME	P/CYCLE	M/CYCLE	CAR	TAXI	LGV	OGV1	OGV2	BUS/COACH	TOTAL	PCU TOTAL
1130 - 1145	1	0	0	0	1	0	0	0	2	1.20
1145 - 1200	0	0	2	0	0	1	0	0	3	3.50
1200 - 1215	0	0	4	0	1	0	0	0	5	5.00
1215 - 1230	0	0	0	0	2	0	0	0	2	2.00
Hourly Total	1	0	6	0	4	1	0	0	12	11.70
Hourly Average	0.25	0.00	1.50	0.00	1.00	0.25	0.00	0.00	3.00	2.93
1230 - 1245	0	1	1	0	0	0	0	0	2	1.40
1245 - 1300	0	0	2	0	2	0	0	0	4	4.00
1300 - 1315	0	0	1	0	0	0	0	0	1	1.00
1315 - 1330	1	0	3	0	0	0	0	0	4	3.20
Hourly Total	1	1	7	0	2	0	0	0	11	9.60
Hourly Average	0.25	0.25	1.75	0.00	0.50	0.00	0.00	0.00	2.75	2.40
1330 - 1345	0	0	1	0	0	0	0	0	1	1.00
1345 - 1400	0	0	2	0	0	1	0	0	3	3.50
1400 - 1415	0	0	2	0	0	0	0	1	3	4.00
1415 - 1430	0	0	2	0	0	0	0	0	2	2.00
Hourly Total	0	0	7	0	0	1	0	1	9	10.50
Hourly Average	0.00	0.00	1.75	0.00	0.00	0.25	0.00	0.25	2.25	2.63

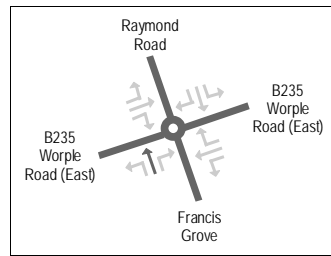
Inter Session Total	2	1	20	0	6	2	0	1	32	31.80
Inter Session Average	0.17	0.08	1.67	0.00	0.50	0.17	0.00	0.08	2.67	2.65

Movement 8.8: Northbound from Francis Grove to Raymond Road									Flow in Vehicles / Hour	
TIME	P/CYCLE	M/CYCLE	CAR	TAXI	LGV	OGV1	OGV2	BUS/COACH	TOTAL	PCU TOTAL
1130 - 1145	4	0	0	0	4	0	0	0	8	4.80
1145 - 1200	0	0	8	0	0	4	0	0	12	14.00
1200 - 1215	0	0	16	0	4	0	0	0	20	20.00
1215 - 1230	0	0	0	0	8	0	0	0	8	8.00
Hourly Total	4	0	24	0	16	4	0	0	48	46.80
Hourly Average	1.00	0.00	6.00	0.00	4.00	1.00	0.00	0.00	12.00	11.70
1230 - 1245	0	4	4	0	0	0	0	0	8	5.60
1245 - 1300	0	0	8	0	8	0	0	0	16	16.00
1300 - 1315	0	0	4	0	0	0	0	0	4	4.00
1315 - 1330	4	0	12	0	0	0	0	0	16	12.80
Hourly Total	4	4	28	0	8	0	0	0	44	38.40
Hourly Average	1.00	1.00	7.00	0.00	2.00	0.00	0.00	0.00	11.00	9.60
1330 - 1345	0	0	4	0	0	0	0	0	4	4.00
1345 - 1400	0	0	8	0	0	4	0	0	12	14.00
1400 - 1415	0	0	8	0	0	0	0	4	12	16.00
1415 - 1430	0	0	8	0	0	0	0	0	8	8.00
Hourly Total	0	0	28	0	0	4	0	4	36	42.00
Hourly Average	0.00	0.00	7.00	0.00	0.00	1.00	0.00	1.00	9.00	10.50

Inter Session Total	8	4	80	0	24	8	0	4	128	127.20
Inter Session Average	0.67	0.33	6.67	0.00	2.00	0.67	0.00	0.33	10.67	10.60

Movement 8.8: Northbound from Francis Grove to Raymond Road									Traffic Mix	
TIME	P/CYCLE	M/CYCLE	CAR	TAXI	LGV	OGV1	OGV2	BUS/COACH	TOTAL	PCU TOTAL
1130 - 1145	0.50	0.00	0.00	0.00	0.50	0.00	0.00	0.00	1	0.60
1145 - 1200	0.00	0.00	0.67	0.00	0.00	0.33	0.00	0.00	1	1.17
1200 - 1215	0.00	0.00	0.80	0.00	0.20	0.00	0.00	0.00	1	1.00
1215 - 1230	0.00	0.00	0.00	0.00	1.00	0.00	0.00	0.00	1	1.00
Hourly Total	0.50	0.00	1.47	0.00	1.70	0.33	0.00	0.00	4	3.77
Hourly Average	0.13	0.00	0.37	0.00	0.43	0.08	0.00	0.00	1.00	0.94
1230 - 1245	0.00	0.50	0.50	0.00	0.00	0.00	0.00	0.00	1	0.70
1245 - 1300	0.00	0.00	0.50	0.00	0.50	0.00	0.00	0.00	1	1.00
1300 - 1315	0.00	0.00	1.00	0.00	0.00	0.00	0.00	0.00	1	1.00
1315 - 1330	0.25	0.00	0.75	0.00	0.00	0.00	0.00	0.00	1	0.80
Hourly Total	0.25	0.50	2.75	0.00	0.50	0.00	0.00	0.00	4	3.50
Hourly Average	0.06	0.13	0.69	0.00	0.13	0.00	0.00	0.00	1.00	0.88
1330 - 1345	0.00	0.00	1.00	0.00	0.00	0.00	0.00	0.00	1	1.00
1345 - 1400	0.00	0.00	0.67	0.00	0.00	0.33	0.00	0.00	1	1.17
1400 - 1415	0.00	0.00	0.67	0.00	0.00	0.00	0.00	0.33	1	1.33
1415 - 1430	0.00	0.00	1.00	0.00	0.00	0.00	0.00	0.00	1	1.00
Hourly Total	0.00	0.00	3.33	0.00	0.00	0.33	0.00	0.33	4	4.50
Hourly Average	0.00	0.00	0.83	0.00	0.00	0.08	0.00	0.08	1.00	1.13

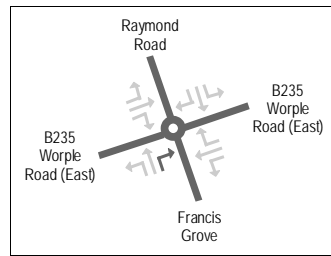
Inter Session Total	0.75	0.50	7.55	0.00	2.20	0.67	0.00	0.33	12	11.77
Inter Session Average	0.06	0.04	0.63	0.00	0.18	0.06	0.00	0.03	1.00	0.98



Movement 8.8: Northbound from Francis Grove to Raymond Road									Original Data	
TIME	P/CYCLE	M/CYCLE	CAR	TAXI	LGV	OGV1	OGV2	BUS/COACH	TOTAL	PCU TOTAL
1500 - 1515	0	0	3	0	0	0	0	0	3	3.00
1515 - 1530	0	1	5	0	0	0	0	0	7	6.90
1530 - 1545	0	0	7	0	0	0	0	0	7	7.00
1545 - 1600	0	0	5	0	0	0	0	0	5	5.00
Hourly Total	0	1	20	0	0	1	0	0	22	21.90
Hourly Average	0.00	0.25	5.00	0.00	0.00	0.25	0.00	0.00	5.50	5.48
1600 - 1615	0	0	6	0	2	0	0	0	8	8.00
1615 - 1630	0	0	4	0	0	0	0	0	4	4.00
1630 - 1645	0	0	8	1	2	0	0	0	11	11.00
1645 - 1700	1	0	4	0	1	0	0	0	6	5.20
Hourly Total	1	0	22	1	5	0	0	0	29	28.20
Hourly Average	0.25	0.00	5.50	0.25	1.25	0.00	0.00	0.00	7.25	7.05
1700 - 1715	0	0	0	0	0	0	0	0	0	0.00
1715 - 1730	1	0	6	0	0	0	0	0	7	6.20
1730 - 1745	0	0	4	0	0	0	0	0	4	4.00
1745 - 1800	0	0	1	0	0	0	0	0	1	1.00
Hourly Total	1	0	11	0	0	0	0	0	12	11.20
Hourly Average	0.25	0.00	2.75	0.00	0.00	0.00	0.00	0.00	3.00	2.80
1800 - 1815	0	0	5	0	0	0	0	0	5	5.00
1815 - 1830	0	0	3	0	1	0	0	0	4	4.00
1830 - 1845	0	0	2	0	0	0	0	0	2	2.00
1845 - 1900	0	0	3	0	0	0	0	0	3	3.00
Hourly Total	0	0	13	0	1	0	0	0	14	14.00
Hourly Average	0.00	0.00	3.25	0.00	0.25	0.00	0.00	0.00	3.50	3.50
PM Session Total	2	1	66	1	6	1	0	0	77	75.30
PM Session Average	0.13	0.06	4.13	0.06	0.38	0.06	0.00	0.00	4.81	4.71

Movement 8.8: Northbound from Francis Grove to Raymond Road									Flow in Vehicles / Hour	
TIME	P/CYCLE	M/CYCLE	CAR	TAXI	LGV	OGV1	OGV2	BUS/COACH	TOTAL	PCU TOTAL
1500 - 1515	0	0	12	0	0	0	0	0	12	12.00
1515 - 1530	0	4	20	0	0	4	0	0	28	27.60
1530 - 1545	0	0	28	0	0	0	0	0	28	28.00
1545 - 1600	0	0	20	0	0	0	0	0	20	20.00
Hourly Total	0	4	80	0	0	4	0	0	88	87.60
Hourly Average	0.00	1.00	20.00	0.00	0.00	1.00	0.00	0.00	22.00	21.90
1600 - 1615	0	0	24	0	8	0	0	0	32	32.00
1615 - 1630	0	0	16	0	0	0	0	0	16	16.00
1630 - 1645	0	0	32	4	8	0	0	0	44	44.00
1645 - 1700	4	0	16	0	4	0	0	0	24	20.80
Hourly Total	4	0	88	4	20	0	0	0	116	112.80
Hourly Average	1.00	0.00	22.00	1.00	5.00	0.00	0.00	0.00	29.00	28.20
1700 - 1715	0	0	0	0	0	0	0	0	0	0.00
1715 - 1730	4	0	24	0	0	0	0	0	28	24.80
1730 - 1745	0	0	16	0	0	0	0	0	16	16.00
1745 - 1800	0	0	4	0	0	0	0	0	4	4.00
Hourly Total	4	0	44	0	0	0	0	0	48	44.80
Hourly Average	1.00	0.00	11.00	0.00	0.00	0.00	0.00	0.00	12.00	11.20
1800 - 1815	0	0	20	0	0	0	0	0	20	20.00
1815 - 1830	0	0	12	0	4	0	0	0	16	16.00
1830 - 1845	0	0	8	0	0	0	0	0	8	8.00
1845 - 1900	0	0	12	0	0	0	0	0	12	12.00
Hourly Total	0	0	52	0	4	0	0	0	56	56.00
Hourly Average	0.00	0.00	13.00	0.00	1.00	0.00	0.00	0.00	14.00	14.00
PM Session Total	8	4	264	4	24	4	0	0	308	301.20
PM Session Average	0.50	0.25	16.50	0.25	1.50	0.25	0.00	0.00	19.25	18.83

Movement 8.8: Northbound from Francis Grove to Raymond Road									Traffic Mix	
TIME	P/CYCLE	M/CYCLE	CAR	TAXI	LGV	OGV1	OGV2	BUS/COACH	TOTAL	PCU TOTAL
1500 - 1515	0.00	0.00	1.00	0.00	0.00	0.00	0.00	0.00	1	1.00
1515 - 1530	0.00	0.14	0.71	0.00	0.00	0.14	0.00	0.00	1	0.99
1530 - 1545	0.00	0.00	1.00	0.00	0.00	0.00	0.00	0.00	1	1.00
1545 - 1600	0.00	0.00	1.00	0.00	0.00	0.00	0.00	0.00	1	1.00
Hourly Total	0.00	0.14	3.71	0.00	0.00	0.14	0.00	0.00	4	3.99
Hourly Average	0.00	0.04	0.93	0.00	0.00	0.04	0.00	0.00	1.00	1.00
1600 - 1615	0.00	0.00	0.75	0.00	0.25	0.00	0.00	0.00	1	1.00
1615 - 1630	0.00	0.00	1.00	0.00	0.00	0.00	0.00	0.00	1	1.00
1630 - 1645	0.00	0.00	0.73	0.09	0.18	0.00	0.00	0.00	1	1.00
1645 - 1700	0.17	0.00	0.67	0.00	0.17	0.00	0.00	0.00	1	0.87
Hourly Total	0.17	0.00	3.14	0.09	0.60	0.00	0.00	0.00	4	3.87
Hourly Average	0.04	0.00	0.79	0.02	0.15	0.00	0.00	0.00	1.00	0.97
1700 - 1715	0.00	0.00	0.00	0.00	0.00	0.00	0.00	0.00	0	0.00
1715 - 1730	0.14	0.00	0.86	0.00	0.00	0.00	0.00	0.00	1	0.89
1730 - 1745	0.00	0.00	1.00	0.00	0.00	0.00	0.00	0.00	1	1.00
1745 - 1800	0.00	0.00	1.00	0.00	0.00	0.00	0.00	0.00	1	1.00
Hourly Total	0.14	0.00	2.86	0.00	0.00	0.00	0.00	0.00	3	2.89
Hourly Average	0.04	0.00	0.71	0.00	0.00	0.00	0.00	0.00	0.75	0.72
1800 - 1815	0.00	0.00	1.00	0.00	0.00	0.00	0.00	0.00	1	1.00
1815 - 1830	0.00	0.00	0.75	0.00	0.25	0.00	0.00	0.00	1	1.00
1830 - 1845	0.00	0.00	1.00	0.00	0.00	0.00	0.00	0.00	1	1.00
1845 - 1900	0.00	0.00	1.00	0.00	0.00	0.00	0.00	0.00	1	1.00
Hourly Total	0.00	0.00	3.75	0.00	0.25	0.00	0.00	0.00	4	4.00
Hourly Average	0.00	0.00	0.94	0.00	0.06	0.00	0.00	0.00	1.00	1.00
PM Session Total	0.31	0.14	13.47	0.09	0.85	0.14	0.00	0.00	15.00	14.74
PM Session Average	0.02	0.01	0.84	0.01	0.05	0.01	0.00	0.00	0.94	0.92



Movement 8.9: Right from Francis Grove to B235 Worple Road (East)									Original Data	
TIME	P/CYCLE	M/CYCLE	CAR	TAXI	LGV	OGV1	OGV2	BUS/COACH	TOTAL	PCU TOTAL
0700 - 0715	0	1	4	0	2	0	0	5	12	16.40
0715 - 0730	0	2	6	0	2	0	0	6	16	20.80
0730 - 0745	0	0	5	0	5	0	0	3	13	16.00
0745 - 0800	0	4	10	0	1	0	0	5	20	22.60
Hourly Total	0	7	25	0	10	0	0	19	61	75.80
Hourly Average	0.00	1.75	6.25	0.00	2.50	0.00	0.00	4.75	15.25	18.95
0800 - 0815	0	0	8	0	3	1	0	3	15	18.50
0815 - 0830	0	0	6	0	4	1	1	4	16	21.80
0830 - 0845	0	0	4	0	2	2	0	2	10	13.00
0845 - 0900	0	1	6	0	4	3	0	3	17	20.90
Hourly Total	0	1	24	0	13	7	1	12	58	74.20
Hourly Average	0.00	0.25	6.00	0.00	3.25	1.75	0.25	3.00	14.50	18.55
0900 - 0915	1	0	10	0	4	3	1	3	22	27.00
0915 - 0930	0	0	9	1	2	2	0	8	22	31.00
0930 - 0945	0	0	8	1	2	1	1	4	17	22.80
0945 - 1000	0	1	15	1	4	2	0	7	30	37.40
Hourly Total	1	1	42	3	12	8	2	22	91	118.20
Hourly Average	0.25	0.25	10.50	0.75	3.00	2.00	0.50	5.50	22.75	29.55
AM Session Total	1	9	91	3	35	15	3	53	210	268.20
AM Session Average	0.08	0.75	7.58	0.25	2.92	1.25	0.25	4.42	17.50	22.35

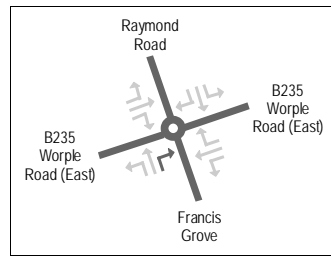
Movement 8.9: Right from Francis Grove to B235 Worple Road (East)									Flow in Vehicles / Hour	
TIME	P/CYCLE	M/CYCLE	CAR	TAXI	LGV	OGV1	OGV2	BUS/COACH	TOTAL	PCU TOTAL
0700 - 0715	0	4	16	0	8	0	0	20	48	65.60
0715 - 0730	0	8	24	0	8	0	0	24	64	83.20
0730 - 0745	0	0	20	0	20	0	0	12	52	64.00
0745 - 0800	0	16	40	0	4	0	0	20	80	90.40
Hourly Total	0	28	100	0	40	0	0	76	244	303.20
Hourly Average	0.00	7.00	25.00	0.00	10.00	0.00	0.00	19.00	61.00	75.80
0800 - 0815	0	0	32	0	12	4	0	12	60	74.00
0815 - 0830	0	0	24	0	16	4	4	16	64	87.20
0830 - 0845	0	0	16	0	8	8	0	8	40	52.00
0845 - 0900	0	4	24	0	16	12	0	12	68	83.60
Hourly Total	0	4	96	0	52	28	4	48	232	296.80
Hourly Average	0.00	1.00	24.00	0.00	13.00	7.00	1.00	12.00	58.00	74.20
0900 - 0915	4	0	40	0	16	12	4	12	88	108.00
0915 - 0930	0	0	36	4	8	8	0	32	88	124.00
0930 - 0945	0	0	32	4	8	4	4	16	68	91.20
0945 - 1000	0	4	60	4	16	8	0	28	120	149.60
Hourly Total	4	4	168	12	48	32	8	88	364	472.80
Hourly Average	1.00	1.00	42.00	3.00	12.00	8.00	2.00	22.00	91.00	118.20
AM Session Total	4	36	364	12	140	60	12	212	840	1072.80
AM Session Average	0.33	3.00	30.33	1.00	11.67	5.00	1.00	17.67	70.00	89.40

Movement 8.9: Right from Francis Grove to B235 Worple Road (East)									Traffic Mix	
TIME	P/CYCLE	M/CYCLE	CAR	TAXI	LGV	OGV1	OGV2	BUS/COACH	TOTAL	PCU TOTAL
0700 - 0715	0.00	0.08	0.33	0.00	0.17	0.00	0.00	0.42	1	1.37
0715 - 0730	0.00	0.13	0.38	0.00	0.13	0.00	0.00	0.38	1	1.30
0730 - 0745	0.00	0.00	0.38	0.00	0.38	0.00	0.00	0.23	1	1.23
0745 - 0800	0.00	0.20	0.50	0.00	0.05	0.00	0.00	0.25	1	1.13
Hourly Total	0.00	0.41	1.59	0.00	0.73	0.00	0.00	1.27	4	5.03
Hourly Average	0.00	0.10	0.40	0.00	0.18	0.00	0.00	0.32	1.00	1.26
0800 - 0815	0.00	0.00	0.53	0.00	0.20	0.07	0.00	0.20	1	1.23
0815 - 0830	0.00	0.00	0.38	0.00	0.25	0.06	0.06	0.25	1	1.36
0830 - 0845	0.00	0.00	0.40	0.00	0.20	0.20	0.00	0.20	1	1.30
0845 - 0900	0.00	0.06	0.35	0.00	0.24	0.18	0.00	0.18	1	1.23
Hourly Total	0.00	0.06	1.66	0.00	0.89	0.51	0.06	0.83	4	5.13
Hourly Average	0.00	0.01	0.42	0.00	0.22	0.13	0.02	0.21	1.00	1.28
0900 - 0915	0.05	0.00	0.45	0.00	0.18	0.14	0.05	0.14	1	1.23
0915 - 0930	0.00	0.00	0.41	0.05	0.09	0.09	0.00	0.36	1	1.41
0930 - 0945	0.00	0.00	0.47	0.06	0.12	0.06	0.06	0.24	1	1.34
0945 - 1000	0.00	0.03	0.50	0.03	0.13	0.07	0.00	0.23	1	1.25
Hourly Total	0.05	0.03	1.83	0.14	0.52	0.35	0.10	0.97	4	5.22
Hourly Average	0.01	0.01	0.46	0.03	0.13	0.09	0.03	0.24	1.00	1.31
AM Session Total	0.05	0.50	5.09	0.14	2.14	0.86	0.17	3.07	12	15.38
AM Session Average	0.00	0.04	0.42	0.01	0.18	0.07	0.01	0.26	1.00	1.28

Wimbledon Town Centre Survey
Traffic Count Survey

Site 8 of 8
Raymond Road
B235 Worple Road
Francis Grove

Date
Wednesday, 13th October 2004
1130 - 1430 (Inter Peak)



Movement 8.9: Right from Francis Grove to B235 Worple Road (East)									Original Data	
TIME	P/CYCLE	M/CYCLE	CAR	TAXI	LGV	OGV1	OGV2	BUS/COACH	TOTAL	PCU TOTAL
1130 - 1145	0	0	8	0	4	0	0	2	14	16.00
1145 - 1200	0	0	8	0	2	1	0	5	16	21.50
1200 - 1215	0	1	7	0	2	1	0	3	14	16.90
1215 - 1230	0	1	9	2	6	2	1	6	27	34.70
Hourly Total	0	2	32	2	14	4	1	16	71	89.10
Hourly Average	0.00	0.50	8.00	0.50	3.50	1.00	0.25	4.00	17.75	22.28
1230 - 1245	0	0	8	0	2	1	0	4	15	19.50
1245 - 1300	0	1	8	1	6	2	0	6	24	30.40
1300 - 1315	0	0	10	1	2	2	0	4	19	24.00
1315 - 1330	0	0	6	1	10	1	0	4	22	26.50
Hourly Total	0	1	32	3	20	6	0	18	80	100.40
Hourly Average	0.00	0.25	8.00	0.75	5.00	1.50	0.00	4.50	20.00	25.10
1330 - 1345	1	1	6	1	2	4	0	6	21	27.60
1345 - 1400	0	0	15	0	3	0	0	4	22	26.00
1400 - 1415	0	1	15	0	2	0	0	3	21	23.40
1415 - 1430	0	0	12	2	1	5	0	0	20	22.50
Hourly Total	1	2	48	3	8	9	0	13	84	99.50
Hourly Average	0.25	0.50	12.00	0.75	2.00	2.25	0.00	3.25	21.00	24.88

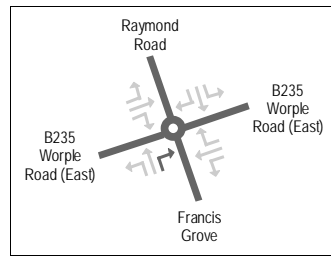
Inter Session Total	1	5	112	8	42	19	1	47	235	289.00
Inter Session Average	0.08	0.42	9.33	0.67	3.50	1.58	0.08	3.92	19.58	24.08

Movement 8.9: Right from Francis Grove to B235 Worple Road (East)									Flow in Vehicles / Hour	
TIME	P/CYCLE	M/CYCLE	CAR	TAXI	LGV	OGV1	OGV2	BUS/COACH	TOTAL	PCU TOTAL
1130 - 1145	0	0	32	0	16	0	0	8	56	64.00
1145 - 1200	0	0	32	0	8	4	0	20	64	86.00
1200 - 1215	0	4	28	0	8	4	0	12	56	67.60
1215 - 1230	0	4	36	8	24	8	4	24	108	138.80
Hourly Total	0	8	128	8	56	16	4	64	284	356.40
Hourly Average	0.00	2.00	32.00	2.00	14.00	4.00	1.00	16.00	71.00	89.10
1230 - 1245	0	0	32	0	8	4	0	16	60	78.00
1245 - 1300	0	4	32	4	24	8	0	24	96	121.60
1300 - 1315	0	0	40	4	8	8	0	16	76	96.00
1315 - 1330	0	0	24	4	40	4	0	16	88	106.00
Hourly Total	0	4	128	12	80	24	0	72	320	401.60
Hourly Average	0.00	1.00	32.00	3.00	20.00	6.00	0.00	18.00	80.00	100.40
1330 - 1345	4	4	24	4	8	16	0	24	84	110.40
1345 - 1400	0	0	60	0	12	0	0	16	88	104.00
1400 - 1415	0	4	60	0	8	0	0	12	84	93.60
1415 - 1430	0	0	48	8	4	20	0	0	80	90.00
Hourly Total	4	8	192	12	32	36	0	52	336	398.00
Hourly Average	1.00	2.00	48.00	3.00	8.00	9.00	0.00	13.00	84.00	99.50

Inter Session Total	4	20	448	32	168	76	4	188	940	1156.00
Inter Session Average	0.33	1.67	37.33	2.67	14.00	6.33	0.33	15.67	78.33	96.33

Movement 8.9: Right from Francis Grove to B235 Worple Road (East)									Traffic Mix	
TIME	P/CYCLE	M/CYCLE	CAR	TAXI	LGV	OGV1	OGV2	BUS/COACH	TOTAL	PCU TOTAL
1130 - 1145	0.00	0.00	0.57	0.00	0.29	0.00	0.00	0.14	1	1.14
1145 - 1200	0.00	0.00	0.50	0.00	0.13	0.06	0.00	0.31	1	1.34
1200 - 1215	0.00	0.07	0.50	0.00	0.14	0.07	0.00	0.21	1	1.21
1215 - 1230	0.00	0.04	0.33	0.07	0.22	0.07	0.04	0.22	1	1.29
Hourly Total	0.00	0.11	1.90	0.07	0.78	0.21	0.04	0.89	4	4.98
Hourly Average	0.00	0.03	0.48	0.02	0.19	0.05	0.01	0.22	1.00	1.24
1230 - 1245	0.00	0.00	0.53	0.00	0.13	0.07	0.00	0.27	1	1.30
1245 - 1300	0.00	0.04	0.33	0.04	0.25	0.08	0.00	0.25	1	1.27
1300 - 1315	0.00	0.00	0.53	0.05	0.11	0.11	0.00	0.21	1	1.26
1315 - 1330	0.00	0.00	0.27	0.05	0.45	0.05	0.00	0.18	1	1.20
Hourly Total	0.00	0.04	1.67	0.14	0.94	0.30	0.00	0.91	4	5.03
Hourly Average	0.00	0.01	0.42	0.03	0.24	0.08	0.00	0.23	1.00	1.26
1330 - 1345	0.05	0.05	0.29	0.05	0.10	0.19	0.00	0.29	1	1.31
1345 - 1400	0.00	0.00	0.68	0.00	0.14	0.00	0.00	0.18	1	1.18
1400 - 1415	0.00	0.05	0.71	0.00	0.10	0.00	0.00	0.14	1	1.11
1415 - 1430	0.00	0.00	0.60	0.10	0.05	0.25	0.00	0.00	1	1.13
Hourly Total	0.05	0.10	2.28	0.15	0.38	0.44	0.00	0.61	4	4.74
Hourly Average	0.01	0.02	0.57	0.04	0.09	0.11	0.00	0.15	1.00	1.18

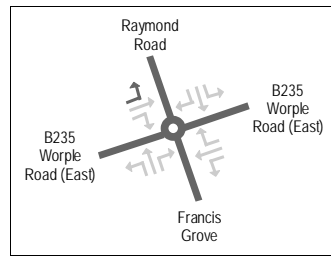
Inter Session Total	0.05	0.25	5.85	0.36	2.10	0.95	0.04	2.41	12	14.75
Inter Session Average	0.00	0.02	0.49	0.03	0.17	0.08	0.00	0.20	1.00	1.23



Movement 8.9: Right from Francis Grove to B235 Worple Road (East)									Original Data	
TIME	P/CYCLE	M/CYCLE	CAR	TAXI	LGV	OGV1	OGV2	BUS/COACH	TOTAL	PCU TOTAL
1500 - 1515	0	0	8	2	3	0	0	4	17	21.00
1515 - 1530	0	0	11	0	2	1	0	3	17	20.50
1530 - 1545	0	0	11	0	2	1	0	5	19	24.50
1545 - 1600	0	0	7	0	4	0	0	2	13	15.00
Hourly Total	0	0	37	2	11	2	0	14	66	81.00
Hourly Average	0.00	0.00	9.25	0.50	2.75	0.50	0.00	3.50	16.50	20.25
1600 - 1615	0	0	10	0	1	0	0	3	14	17.00
1615 - 1630	0	0	16	0	2	0	0	6	24	30.00
1630 - 1645	0	1	10	1	3	0	0	4	19	22.40
1645 - 1700	0	0	11	0	2	0	0	6	19	25.00
Hourly Total	0	1	47	1	8	0	0	19	76	94.40
Hourly Average	0.00	0.25	11.75	0.25	2.00	0.00	0.00	4.75	19.00	23.60
1700 - 1715	0	0	12	0	1	0	0	3	16	19.00
1715 - 1730	0	1	12	0	1	0	0	4	18	21.40
1730 - 1745	0	0	7	1	1	0	0	6	15	21.00
1745 - 1800	2	2	12	1	2	0	0	2	21	20.20
Hourly Total	2	3	43	2	5	0	0	15	70	81.60
Hourly Average	0.50	0.75	10.75	0.50	1.25	0.00	0.00	3.75	17.50	20.40
1800 - 1815	1	0	5	0	1	0	0	5	12	16.20
1815 - 1830	0	2	12	0	2	0	0	6	22	26.80
1830 - 1845	1	0	12	1	0	0	0	3	17	19.20
1845 - 1900	0	0	19	0	0	0	0	4	23	27.00
Hourly Total	2	2	48	1	3	0	0	18	74	89.20
Hourly Average	0.50	0.50	12.00	0.25	0.75	0.00	0.00	4.50	18.50	22.30
PM Session Total	4	6	175	6	27	2	0	66	286	346.20
PM Session Average	0.25	0.38	10.94	0.38	1.69	0.13	0.00	4.13	17.88	21.64

Movement 8.9: Right from Francis Grove to B235 Worple Road (East)									Flow in Vehicles / Hour	
TIME	P/CYCLE	M/CYCLE	CAR	TAXI	LGV	OGV1	OGV2	BUS/COACH	TOTAL	PCU TOTAL
1500 - 1515	0	0	32	8	12	0	0	16	68	84.00
1515 - 1530	0	0	44	0	8	4	0	12	68	82.00
1530 - 1545	0	0	44	0	8	4	0	20	76	98.00
1545 - 1600	0	0	28	0	16	0	0	8	52	60.00
Hourly Total	0	0	148	8	44	8	0	56	264	324.00
Hourly Average	0.00	0.00	37.00	2.00	11.00	2.00	0.00	14.00	66.00	81.00
1600 - 1615	0	0	40	0	4	0	0	12	56	68.00
1615 - 1630	0	0	64	0	8	0	0	24	96	120.00
1630 - 1645	0	4	40	4	12	0	0	16	76	89.60
1645 - 1700	0	0	44	0	8	0	0	24	76	100.00
Hourly Total	0	4	188	4	32	0	0	76	304	377.60
Hourly Average	0.00	1.00	47.00	1.00	8.00	0.00	0.00	19.00	76.00	94.40
1700 - 1715	0	0	48	0	4	0	0	12	64	76.00
1715 - 1730	0	4	48	0	4	0	0	16	72	85.60
1730 - 1745	0	0	28	4	4	0	0	24	60	84.00
1745 - 1800	8	8	48	4	8	0	0	8	84	80.80
Hourly Total	8	12	172	8	20	0	0	60	280	326.40
Hourly Average	2.00	3.00	43.00	2.00	5.00	0.00	0.00	15.00	70.00	81.60
1800 - 1815	4	0	20	0	4	0	0	20	48	64.80
1815 - 1830	0	8	48	0	8	0	0	24	88	107.20
1830 - 1845	4	0	48	4	0	0	0	12	68	76.80
1845 - 1900	0	0	76	0	0	0	0	16	92	108.00
Hourly Total	8	8	192	4	12	0	0	72	296	356.80
Hourly Average	2.00	2.00	48.00	1.00	3.00	0.00	0.00	18.00	74.00	89.20
PM Session Total	16	24	700	24	108	8	0	264	1144	1384.80
PM Session Average	1.00	1.50	43.75	1.50	6.75	0.50	0.00	16.50	71.50	86.55

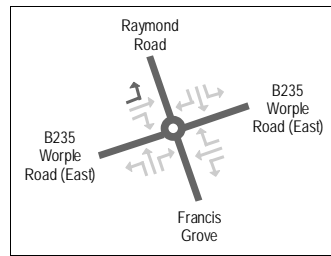
Movement 8.9: Right from Francis Grove to B235 Worple Road (East)									Traffic Mix	
TIME	P/CYCLE	M/CYCLE	CAR	TAXI	LGV	OGV1	OGV2	BUS/COACH	TOTAL	PCU TOTAL
1500 - 1515	0.00	0.00	0.47	0.12	0.18	0.00	0.00	0.24	1	1.24
1515 - 1530	0.00	0.00	0.65	0.00	0.12	0.06	0.00	0.18	1	1.21
1530 - 1545	0.00	0.00	0.58	0.00	0.11	0.05	0.00	0.26	1	1.29
1545 - 1600	0.00	0.00	0.54	0.00	0.31	0.00	0.00	0.15	1	1.15
Hourly Total	0.00	0.00	2.24	0.12	0.71	0.11	0.00	0.83	4	4.88
Hourly Average	0.00	0.00	0.56	0.03	0.18	0.03	0.00	0.21	1.00	1.22
1600 - 1615	0.00	0.00	0.71	0.00	0.07	0.00	0.00	0.21	1	1.21
1615 - 1630	0.00	0.00	0.67	0.00	0.08	0.00	0.00	0.25	1	1.25
1630 - 1645	0.00	0.05	0.53	0.05	0.16	0.00	0.00	0.21	1	1.18
1645 - 1700	0.00	0.00	0.58	0.00	0.11	0.00	0.00	0.32	1	1.32
Hourly Total	0.00	0.05	2.49	0.05	0.42	0.00	0.00	0.99	4	4.96
Hourly Average	0.00	0.01	0.62	0.01	0.10	0.00	0.00	0.25	1.00	1.24
1700 - 1715	0.00	0.00	0.75	0.00	0.06	0.00	0.00	0.19	1	1.19
1715 - 1730	0.00	0.06	0.67	0.00	0.06	0.00	0.00	0.22	1	1.19
1730 - 1745	0.00	0.00	0.47	0.07	0.07	0.00	0.00	0.40	1	1.40
1745 - 1800	0.10	0.10	0.57	0.05	0.10	0.00	0.00	0.10	1	0.96
Hourly Total	0.10	0.15	2.45	0.11	0.28	0.00	0.00	0.90	4	4.74
Hourly Average	0.02	0.04	0.61	0.03	0.07	0.00	0.00	0.23	1.00	1.18
1800 - 1815	0.08	0.00	0.42	0.00	0.08	0.00	0.00	0.42	1	1.35
1815 - 1830	0.00	0.09	0.55	0.00	0.09	0.00	0.00	0.27	1	1.22
1830 - 1845	0.06	0.00	0.71	0.06	0.00	0.00	0.00	0.18	1	1.13
1845 - 1900	0.00	0.00	0.83	0.00	0.00	0.00	0.00	0.17	1	1.17
Hourly Total	0.14	0.09	2.49	0.06	0.17	0.00	0.00	1.04	4	4.87
Hourly Average	0.04	0.02	0.62	0.01	0.04	0.00	0.00	0.26	1.00	1.22
PM Session Total	0.24	0.29	9.67	0.34	1.58	0.11	0.00	3.76	16.00	19.45
PM Session Average	0.01	0.02	0.60	0.02	0.10	0.01	0.00	0.24	1.00	1.22



Movement 8.10: Left from B235 Worple Road (West) to Raymond Road									Original Data	
TIME	P/CYCLE	M/CYCLE	CAR	TAXI	LGV	OGV1	OGV2	BUS/COACH	TOTAL	PCU TOTAL
0700 - 0715	0	0	4	0	0	0	0	0	4	4.00
0715 - 0730	0	0	3	0	0	0	0	0	3	3.00
0730 - 0745	2	0	8	0	0	0	0	0	10	8.40
0745 - 0800	0	1	22	0	0	0	0	0	23	22.40
Hourly Total	2	1	37	0	0	0	0	0	40	37.80
Hourly Average	0.50	0.25	9.25	0.00	0.00	0.00	0.00	0.00	10.00	9.45
0800 - 0815	0	0	33	0	0	0	0	0	33	33.00
0815 - 0830	0	0	56	0	3	0	0	0	59	59.00
0830 - 0845	0	0	19	0	1	0	0	0	20	20.00
0845 - 0900	0	0	18	1	1	0	0	0	20	20.00
Hourly Total	0	0	126	1	5	0	0	0	132	132.00
Hourly Average	0.00	0.00	31.50	0.25	1.25	0.00	0.00	0.00	33.00	33.00
0900 - 0915	0	0	5	0	0	1	0	0	6	6.50
0915 - 0930	0	0	9	0	0	0	0	0	9	9.00
0930 - 0945	0	0	11	0	0	0	1	0	12	13.30
0945 - 1000	0	0	7	0	0	0	1	0	8	9.30
Hourly Total	0	0	32	0	0	1	2	0	35	38.10
Hourly Average	0.00	0.00	8.00	0.00	0.00	0.25	0.50	0.00	8.75	9.53
AM Session Total	2	1	195	1	5	1	2	0	207	207.90
AM Session Average	0.17	0.08	16.25	0.08	0.42	0.08	0.17	0.00	17.25	17.33

Movement 8.10: Left from B235 Worple Road (West) to Raymond Road									Flow in Vehicles / Hour	
TIME	P/CYCLE	M/CYCLE	CAR	TAXI	LGV	OGV1	OGV2	BUS/COACH	TOTAL	PCU TOTAL
0700 - 0715	0	0	16	0	0	0	0	0	16	16.00
0715 - 0730	0	0	12	0	0	0	0	0	12	12.00
0730 - 0745	8	0	32	0	0	0	0	0	40	33.60
0745 - 0800	0	4	88	0	0	0	0	0	92	89.60
Hourly Total	8	4	148	0	0	0	0	0	160	151.20
Hourly Average	2.00	1.00	37.00	0.00	0.00	0.00	0.00	0.00	40.00	37.80
0800 - 0815	0	0	132	0	0	0	0	0	132	132.00
0815 - 0830	0	0	224	0	12	0	0	0	236	236.00
0830 - 0845	0	0	76	0	4	0	0	0	80	80.00
0845 - 0900	0	0	72	4	4	0	0	0	80	80.00
Hourly Total	0	0	504	4	20	0	0	0	528	528.00
Hourly Average	0.00	0.00	126.00	1.00	5.00	0.00	0.00	0.00	132.00	132.00
0900 - 0915	0	0	20	0	0	4	0	0	24	26.00
0915 - 0930	0	0	36	0	0	0	0	0	36	36.00
0930 - 0945	0	0	44	0	0	0	4	0	48	53.20
0945 - 1000	0	0	28	0	0	0	4	0	32	37.20
Hourly Total	0	0	128	0	0	4	8	0	140	152.40
Hourly Average	0.00	0.00	32.00	0.00	0.00	1.00	2.00	0.00	35.00	38.10
AM Session Total	8	4	780	4	20	4	8	0	828	831.60
AM Session Average	0.67	0.33	65.00	0.33	1.67	0.33	0.67	0.00	69.00	69.30

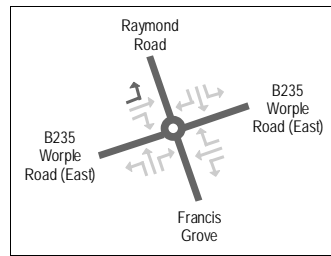
Movement 8.10: Left from B235 Worple Road (West) to Raymond Road									Traffic Mix	
TIME	P/CYCLE	M/CYCLE	CAR	TAXI	LGV	OGV1	OGV2	BUS/COACH	TOTAL	PCU TOTAL
0700 - 0715	0.00	0.00	1.00	0.00	0.00	0.00	0.00	0.00	1	1.00
0715 - 0730	0.00	0.00	1.00	0.00	0.00	0.00	0.00	0.00	1	1.00
0730 - 0745	0.20	0.00	0.80	0.00	0.00	0.00	0.00	0.00	1	0.84
0745 - 0800	0.00	0.04	0.96	0.00	0.00	0.00	0.00	0.00	1	0.97
Hourly Total	0.20	0.04	3.76	0.00	0.00	0.00	0.00	0.00	4	3.81
Hourly Average	0.05	0.01	0.94	0.00	0.00	0.00	0.00	0.00	1.00	0.95
0800 - 0815	0.00	0.00	1.00	0.00	0.00	0.00	0.00	0.00	1	1.00
0815 - 0830	0.00	0.00	0.95	0.00	0.05	0.00	0.00	0.00	1	1.00
0830 - 0845	0.00	0.00	0.95	0.00	0.05	0.00	0.00	0.00	1	1.00
0845 - 0900	0.00	0.00	0.90	0.05	0.05	0.00	0.00	0.00	1	1.00
Hourly Total	0.00	0.00	3.80	0.05	0.15	0.00	0.00	0.00	4	4.00
Hourly Average	0.00	0.00	0.95	0.01	0.04	0.00	0.00	0.00	1.00	1.00
0900 - 0915	0.00	0.00	0.83	0.00	0.00	0.17	0.00	0.00	1	1.08
0915 - 0930	0.00	0.00	1.00	0.00	0.00	0.00	0.00	0.00	1	1.00
0930 - 0945	0.00	0.00	0.92	0.00	0.00	0.00	0.08	0.00	1	1.11
0945 - 1000	0.00	0.00	0.88	0.00	0.00	0.00	0.13	0.00	1	1.16
Hourly Total	0.00	0.00	3.63	0.00	0.00	0.17	0.21	0.00	4	4.35
Hourly Average	0.00	0.00	0.91	0.00	0.00	0.04	0.05	0.00	1.00	1.09
AM Session Total	0.20	0.04	11.18	0.05	0.15	0.17	0.21	0.00	12	12.17
AM Session Average	0.02	0.00	0.93	0.00	0.01	0.01	0.02	0.00	1.00	1.01



Movement 8.10: Left from B235 Worple Road (West) to Raymond Road									Original Data	
TIME	P/CYCLE	M/CYCLE	CAR	TAXI	LGV	OGV1	OGV2	BUS/COACH	TOTAL	PCU TOTAL
1130 - 1145	0	0	4	0	0	0	0	0	4	4.00
1145 - 1200	0	0	10	0	0	0	0	0	10	10.00
1200 - 1215	0	0	4	0	1	1	0	0	6	6.50
1215 - 1230	0	0	5	0	1	0	0	0	6	6.00
Hourly Total	0	0	23	0	2	1	0	0	26	26.50
Hourly Average	0.00	0.00	5.75	0.00	0.50	0.25	0.00	0.00	6.50	6.63
1230 - 1245	0	0	3	0	1	0	0	0	4	4.00
1245 - 1300	0	0	4	0	1	1	0	0	6	6.50
1300 - 1315	0	0	4	0	1	0	0	0	5	5.00
1315 - 1330	0	0	5	0	1	0	0	0	6	6.00
Hourly Total	0	0	16	0	4	1	0	0	21	21.50
Hourly Average	0.00	0.00	4.00	0.00	1.00	0.25	0.00	0.00	5.25	5.38
1330 - 1345	0	0	5	0	1	0	0	0	6	6.00
1345 - 1400	0	0	3	0	1	1	0	0	5	5.50
1400 - 1415	0	0	7	0	1	0	1	0	9	10.30
1415 - 1430	0	0	9	0	0	1	0	0	10	10.50
Hourly Total	0	0	24	0	3	2	1	0	30	32.30
Hourly Average	0.00	0.00	6.00	0.00	0.75	0.50	0.25	0.00	7.50	8.08
Inter Session Total	0	0	63	0	9	4	1	0	77	80.30
Inter Session Average	0.00	0.00	5.25	0.00	0.75	0.33	0.08	0.00	6.42	6.69

Movement 8.10: Left from B235 Worple Road (West) to Raymond Road									Flow in Vehicles / Hour	
TIME	P/CYCLE	M/CYCLE	CAR	TAXI	LGV	OGV1	OGV2	BUS/COACH	TOTAL	PCU TOTAL
1130 - 1145	0	0	16	0	0	0	0	0	16	16.00
1145 - 1200	0	0	40	0	0	0	0	0	40	40.00
1200 - 1215	0	0	16	0	4	4	0	0	24	26.00
1215 - 1230	0	0	20	0	4	0	0	0	24	24.00
Hourly Total	0	0	92	0	8	4	0	0	104	106.00
Hourly Average	0.00	0.00	23.00	0.00	2.00	1.00	0.00	0.00	26.00	26.50
1230 - 1245	0	0	12	0	4	0	0	0	16	16.00
1245 - 1300	0	0	16	0	4	4	0	0	24	26.00
1300 - 1315	0	0	16	0	4	0	0	0	20	20.00
1315 - 1330	0	0	20	0	4	0	0	0	24	24.00
Hourly Total	0	0	64	0	16	4	0	0	84	86.00
Hourly Average	0.00	0.00	16.00	0.00	4.00	1.00	0.00	0.00	21.00	21.50
1330 - 1345	0	0	20	0	4	0	0	0	24	24.00
1345 - 1400	0	0	12	0	4	4	0	0	20	22.00
1400 - 1415	0	0	28	0	4	0	4	0	36	41.20
1415 - 1430	0	0	36	0	0	4	0	0	40	42.00
Hourly Total	0	0	96	0	12	8	4	0	120	129.20
Hourly Average	0.00	0.00	24.00	0.00	3.00	2.00	1.00	0.00	30.00	32.30
Inter Session Total	0	0	252	0	36	16	4	0	308	321.20
Inter Session Average	0.00	0.00	21.00	0.00	3.00	1.33	0.33	0.00	25.67	26.77

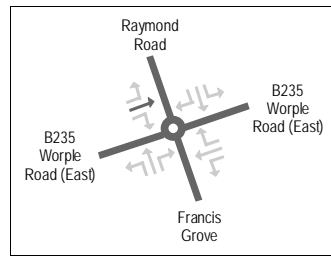
Movement 8.10: Left from B235 Worple Road (West) to Raymond Road									Traffic Mix	
TIME	P/CYCLE	M/CYCLE	CAR	TAXI	LGV	OGV1	OGV2	BUS/COACH	TOTAL	PCU TOTAL
1130 - 1145	0.00	0.00	1.00	0.00	0.00	0.00	0.00	0.00	1	1.00
1145 - 1200	0.00	0.00	1.00	0.00	0.00	0.00	0.00	0.00	1	1.00
1200 - 1215	0.00	0.00	0.67	0.00	0.17	0.17	0.00	0.00	1	1.08
1215 - 1230	0.00	0.00	0.83	0.00	0.17	0.00	0.00	0.00	1	1.00
Hourly Total	0.00	0.00	3.50	0.00	0.33	0.17	0.00	0.00	4	4.08
Hourly Average	0.00	0.00	0.88	0.00	0.08	0.04	0.00	0.00	1.00	1.02
1230 - 1245	0.00	0.00	0.75	0.00	0.25	0.00	0.00	0.00	1	1.00
1245 - 1300	0.00	0.00	0.67	0.00	0.17	0.17	0.00	0.00	1	1.08
1300 - 1315	0.00	0.00	0.80	0.00	0.20	0.00	0.00	0.00	1	1.00
1315 - 1330	0.00	0.00	0.83	0.00	0.17	0.00	0.00	0.00	1	1.00
Hourly Total	0.00	0.00	3.05	0.00	0.78	0.17	0.00	0.00	4	4.08
Hourly Average	0.00	0.00	0.76	0.00	0.20	0.04	0.00	0.00	1.00	1.02
1330 - 1345	0.00	0.00	0.83	0.00	0.17	0.00	0.00	0.00	1	1.00
1345 - 1400	0.00	0.00	0.60	0.00	0.20	0.20	0.00	0.00	1	1.10
1400 - 1415	0.00	0.00	0.78	0.00	0.11	0.00	0.11	0.00	1	1.14
1415 - 1430	0.00	0.00	0.90	0.00	0.00	0.10	0.00	0.00	1	1.05
Hourly Total	0.00	0.00	3.11	0.00	0.48	0.30	0.11	0.00	4	4.29
Hourly Average	0.00	0.00	0.78	0.00	0.12	0.08	0.03	0.00	1.00	1.07
Inter Session Total	0.00	0.00	9.66	0.00	1.59	0.63	0.11	0.00	12	12.46
Inter Session Average	0.00	0.00	0.81	0.00	0.13	0.05	0.01	0.00	1.00	1.04



Movement 8.10: Left from B235 Worpole Road (West) to Raymond Road									Original Data	
TIME	P/CYCLE	M/CYCLE	CAR	TAXI	LGV	OGV1	OGV2	BUS/COACH	TOTAL	PCU TOTAL
1500 - 1515	0	0	12	0	0	0	0	0	12	12.00
1515 - 1530	0	0	18	0	1	0	0	0	19	19.00
1530 - 1545	0	0	16	0	1	0	0	0	17	17.00
1545 - 1600	0	0	19	1	2	0	0	0	22	22.00
Hourly Total	0	0	65	1	4	0	0	0	70	70.00
Hourly Average	0.00	0.00	16.25	0.25	1.00	0.00	0.00	0.00	17.50	17.50
1600 - 1615	0	0	12	0	0	0	0	0	12	12.00
1615 - 1630	0	0	17	0	0	0	0	0	17	17.00
1630 - 1645	0	0	15	0	1	0	0	0	16	16.00
1645 - 1700	1	0	3	0	1	0	0	0	5	4.20
Hourly Total	1	0	47	0	2	0	0	0	50	49.20
Hourly Average	0.25	0.00	11.75	0.00	0.50	0.00	0.00	0.00	12.50	12.30
1700 - 1715	0	0	5	0	0	0	0	0	5	5.00
1715 - 1730	0	0	9	0	0	0	0	0	9	9.00
1730 - 1745	0	0	9	0	0	0	0	0	9	9.00
1745 - 1800	1	0	7	0	1	0	0	0	9	8.20
Hourly Total	1	0	30	0	1	0	0	0	32	31.20
Hourly Average	0.25	0.00	7.50	0.00	0.25	0.00	0.00	0.00	8.00	7.80
1800 - 1815	1	0	9	0	0	0	0	0	10	9.20
1815 - 1830	0	0	22	0	2	0	0	0	24	24.00
1830 - 1845	0	0	10	0	0	0	0	0	10	10.00
1845 - 1900	0	1	6	0	0	0	0	0	7	6.40
Hourly Total	1	1	47	0	2	0	0	0	51	49.60
Hourly Average	0.25	0.25	11.75	0.00	0.50	0.00	0.00	0.00	12.75	12.40
PM Session Total	3	1	189	1	9	0	0	0	203	200.00
PM Session Average	0.19	0.06	11.81	0.06	0.56	0.00	0.00	0.00	12.69	12.50

Movement 8.10: Left from B235 Worpole Road (West) to Raymond Road									Flow in Vehicles / Hour	
TIME	P/CYCLE	M/CYCLE	CAR	TAXI	LGV	OGV1	OGV2	BUS/COACH	TOTAL	PCU TOTAL
1500 - 1515	0	0	48	0	0	0	0	0	48	48.00
1515 - 1530	0	0	72	0	4	0	0	0	76	76.00
1530 - 1545	0	0	64	0	4	0	0	0	68	68.00
1545 - 1600	0	0	76	4	8	0	0	0	88	88.00
Hourly Total	0	0	260	4	16	0	0	0	280	280.00
Hourly Average	0.00	0.00	65.00	1.00	4.00	0.00	0.00	0.00	70.00	70.00
1600 - 1615	0	0	48	0	0	0	0	0	48	48.00
1615 - 1630	0	0	68	0	0	0	0	0	68	68.00
1630 - 1645	0	0	60	0	4	0	0	0	64	64.00
1645 - 1700	4	0	12	0	4	0	0	0	20	16.80
Hourly Total	4	0	188	0	8	0	0	0	200	196.80
Hourly Average	1.00	0.00	47.00	0.00	2.00	0.00	0.00	0.00	50.00	49.20
1700 - 1715	0	0	20	0	0	0	0	0	20	20.00
1715 - 1730	0	0	36	0	0	0	0	0	36	36.00
1730 - 1745	0	0	36	0	0	0	0	0	36	36.00
1745 - 1800	4	0	28	0	4	0	0	0	36	32.80
Hourly Total	4	0	120	0	4	0	0	0	128	124.80
Hourly Average	1.00	0.00	30.00	0.00	1.00	0.00	0.00	0.00	32.00	31.20
1800 - 1815	4	0	36	0	0	0	0	0	40	36.80
1815 - 1830	0	0	88	0	8	0	0	0	96	96.00
1830 - 1845	0	0	40	0	0	0	0	0	40	40.00
1845 - 1900	0	4	24	0	0	0	0	0	28	25.60
Hourly Total	4	4	188	0	8	0	0	0	204	198.40
Hourly Average	1.00	1.00	47.00	0.00	2.00	0.00	0.00	0.00	51.00	49.60
PM Session Total	12	4	756	4	36	0	0	0	812	800.00
PM Session Average	0.75	0.25	47.25	0.25	2.25	0.00	0.00	0.00	50.75	50.00

Movement 8.10: Left from B235 Worpole Road (West) to Raymond Road									Traffic Mix	
TIME	P/CYCLE	M/CYCLE	CAR	TAXI	LGV	OGV1	OGV2	BUS/COACH	TOTAL	PCU TOTAL
1500 - 1515	0.00	0.00	1.00	0.00	0.00	0.00	0.00	0.00	1	1.00
1515 - 1530	0.00	0.00	0.95	0.00	0.05	0.00	0.00	0.00	1	1.00
1530 - 1545	0.00	0.00	0.94	0.00	0.06	0.00	0.00	0.00	1	1.00
1545 - 1600	0.00	0.00	0.86	0.05	0.09	0.00	0.00	0.00	1	1.00
Hourly Total	0.00	0.00	3.75	0.05	0.20	0.00	0.00	0.00	4	4.00
Hourly Average	0.00	0.00	0.94	0.01	0.05	0.00	0.00	0.00	1.00	1.00
1600 - 1615	0.00	0.00	1.00	0.00	0.00	0.00	0.00	0.00	1	1.00
1615 - 1630	0.00	0.00	1.00	0.00	0.00	0.00	0.00	0.00	1	1.00
1630 - 1645	0.00	0.00	0.94	0.00	0.06	0.00	0.00	0.00	1	1.00
1645 - 1700	0.20	0.00	0.60	0.00	0.20	0.00	0.00	0.00	1	0.84
Hourly Total	0.20	0.00	3.54	0.00	0.26	0.00	0.00	0.00	4	3.84
Hourly Average	0.05	0.00	0.88	0.00	0.07	0.00	0.00	0.00	1.00	0.96
1700 - 1715	0.00	0.00	1.00	0.00	0.00	0.00	0.00	0.00	1	1.00
1715 - 1730	0.00	0.00	1.00	0.00	0.00	0.00	0.00	0.00	1	1.00
1730 - 1745	0.00	0.00	1.00	0.00	0.00	0.00	0.00	0.00	1	1.00
1745 - 1800	0.11	0.00	0.78	0.00	0.11	0.00	0.00	0.00	1	0.91
Hourly Total	0.11	0.00	3.78	0.00	0.11	0.00	0.00	0.00	4	3.91
Hourly Average	0.03	0.00	0.94	0.00	0.03	0.00	0.00	0.00	1.00	0.98
1800 - 1815	0.10	0.00	0.90	0.00	0.00	0.00	0.00	0.00	1	0.92
1815 - 1830	0.00	0.00	0.92	0.00	0.08	0.00	0.00	0.00	1	1.00
1830 - 1845	0.00	0.00	1.00	0.00	0.00	0.00	0.00	0.00	1	1.00
1845 - 1900	0.00	0.14	0.86	0.00	0.00	0.00	0.00	0.00	1	0.91
Hourly Total	0.10	0.14	3.67	0.00	0.08	0.00	0.00	0.00	4	3.83
Hourly Average	0.03	0.04	0.92	0.00	0.02	0.00	0.00	0.00	1.00	0.96
PM Session Total	0.41	0.14	14.74	0.05	0.66	0.00	0.00	0.00	16.00	15.59
PM Session Average	0.03	0.01	0.92	0.00	0.04	0.00	0.00	0.00	1.00	0.97



Movement 8.11: Eastbound on B235 Worple Road									Original Data	
TIME	P/CYCLE	M/CYCLE	CAR	TAXI	LGV	OGV1	OGV2	BUS/COACH	TOTAL	PCU TOTAL
0700 - 0715	1	1	12	0	2	1	0	2	19	20.10
0715 - 0730	2	0	7	0	1	0	0	7	17	22.40
0730 - 0745	1	0	11	0	1	1	0	2	16	17.70
0745 - 0800	0	0	10	0	0	1	0	5	16	21.50
Hourly Total	4	1	40	0	4	3	0	16	68	81.70
Hourly Average	1.00	0.25	10.00	0.00	1.00	0.75	0.00	4.00	17.00	20.43
0800 - 0815	0	0	6	0	1	0	0	5	12	17.00
0815 - 0830	0	0	11	0	0	0	0	1	12	13.00
0830 - 0845	1	0	4	0	0	0	0	3	8	10.20
0845 - 0900	0	0	5	0	1	0	0	4	10	14.00
Hourly Total	1	0	26	0	2	0	0	13	42	54.20
Hourly Average	0.25	0.00	6.50	0.00	0.50	0.00	0.00	3.25	10.50	13.55
0900 - 0915	0	1	3	0	2	0	0	4	10	13.40
0915 - 0930	1	0	4	0	2	0	0	0	7	6.20
0930 - 0945	0	0	4	0	0	0	0	0	4	4.00
0945 - 1000	0	0	7	0	0	0	0	1	8	9.00
Hourly Total	1	1	18	0	4	0	0	5	29	32.60
Hourly Average	0.25	0.25	4.50	0.00	1.00	0.00	0.00	1.25	7.25	8.15

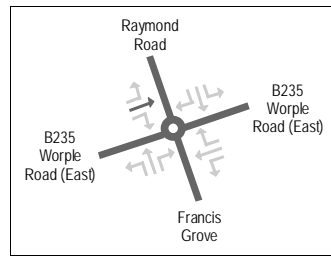
AM Session Total	6	2	84	0	10	3	0	34	139	168.50
AM Session Average	0.50	0.17	7.00	0.00	0.83	0.25	0.00	2.83	11.58	14.04

Movement 8.11: Eastbound on B235 Worple Road									Flow in Vehicles / Hour	
TIME	P/CYCLE	M/CYCLE	CAR	TAXI	LGV	OGV1	OGV2	BUS/COACH	TOTAL	PCU TOTAL
0700 - 0715	4	4	48	0	8	4	0	8	76	80.40
0715 - 0730	8	0	28	0	4	0	0	28	68	89.60
0730 - 0745	4	0	44	0	4	4	0	8	64	70.80
0745 - 0800	0	0	40	0	0	4	0	20	64	86.00
Hourly Total	16	4	160	0	16	12	0	64	272	326.80
Hourly Average	4.00	1.00	40.00	0.00	4.00	3.00	0.00	16.00	68.00	81.70
0800 - 0815	0	0	24	0	4	0	0	20	48	68.00
0815 - 0830	0	0	44	0	0	0	0	4	48	52.00
0830 - 0845	4	0	16	0	0	0	0	12	32	40.80
0845 - 0900	0	0	20	0	4	0	0	16	40	56.00
Hourly Total	4	0	104	0	8	0	0	52	168	216.80
Hourly Average	1.00	0.00	26.00	0.00	2.00	0.00	0.00	13.00	42.00	54.20
0900 - 0915	0	4	12	0	8	0	0	16	40	53.60
0915 - 0930	4	0	16	0	8	0	0	0	28	24.80
0930 - 0945	0	0	16	0	0	0	0	0	16	16.00
0945 - 1000	0	0	28	0	0	0	0	4	32	36.00
Hourly Total	4	4	72	0	16	0	0	20	116	130.40
Hourly Average	1.00	1.00	18.00	0.00	4.00	0.00	0.00	5.00	29.00	32.60

AM Session Total	24	8	336	0	40	12	0	136	556	674.00
AM Session Average	2.00	0.67	28.00	0.00	3.33	1.00	0.00	11.33	46.33	56.17

Movement 8.11: Eastbound on B235 Worple Road									Traffic Mix	
TIME	P/CYCLE	M/CYCLE	CAR	TAXI	LGV	OGV1	OGV2	BUS/COACH	TOTAL	PCU TOTAL
0700 - 0715	0.05	0.05	0.63	0.00	0.11	0.05	0.00	0.11	1	1.06
0715 - 0730	0.12	0.00	0.41	0.00	0.06	0.00	0.00	0.41	1	1.32
0730 - 0745	0.06	0.00	0.69	0.00	0.06	0.06	0.00	0.13	1	1.11
0745 - 0800	0.00	0.00	0.63	0.00	0.00	0.06	0.00	0.31	1	1.34
Hourly Total	0.23	0.05	2.36	0.00	0.23	0.18	0.00	0.95	4	4.83
Hourly Average	0.06	0.01	0.59	0.00	0.06	0.04	0.00	0.24	1.00	1.21
0800 - 0815	0.00	0.00	0.50	0.00	0.08	0.00	0.00	0.42	1	1.42
0815 - 0830	0.00	0.00	0.92	0.00	0.00	0.00	0.00	0.08	1	1.08
0830 - 0845	0.13	0.00	0.50	0.00	0.00	0.00	0.00	0.38	1	1.28
0845 - 0900	0.00	0.00	0.50	0.00	0.10	0.00	0.00	0.40	1	1.40
Hourly Total	0.13	0.00	2.42	0.00	0.18	0.00	0.00	1.28	4	5.18
Hourly Average	0.03	0.00	0.60	0.00	0.05	0.00	0.00	0.32	1.00	1.29
0900 - 0915	0.00	0.10	0.30	0.00	0.20	0.00	0.00	0.40	1	1.34
0915 - 0930	0.14	0.00	0.57	0.00	0.29	0.00	0.00	0.00	1	0.89
0930 - 0945	0.00	0.00	1.00	0.00	0.00	0.00	0.00	0.00	1	1.00
0945 - 1000	0.00	0.00	0.88	0.00	0.00	0.00	0.00	0.13	1	1.13
Hourly Total	0.14	0.10	2.75	0.00	0.49	0.00	0.00	0.53	4	4.35
Hourly Average	0.04	0.03	0.69	0.00	0.12	0.00	0.00	0.13	1.00	1.09

AM Session Total	0.50	0.15	7.52	0.00	0.90	0.18	0.00	2.75	12	14.35
AM Session Average	0.04	0.01	0.63	0.00	0.07	0.01	0.00	0.23	1.00	1.20



Movement 8.11: Eastbound on B235 Worple Road									Original Data	
TIME	P/CYCLE	M/CYCLE	CAR	TAXI	LGV	OGV1	OGV2	BUS/COACH	TOTAL	PCU TOTAL
1130 - 1145	4	1	7	0	1	1	0	4	18	18.70
1145 - 1200	0	1	9	0	1	0	0	2	13	14.40
1200 - 1215	1	0	9	0	1	1	0	4	16	19.70
1215 - 1230	0	0	9	0	0	1	0	3	13	16.50
Hourly Total	5	2	34	0	3	3	0	13	60	69.30
Hourly Average	1.25	0.50	8.50	0.00	0.75	0.75	0.00	3.25	15.00	17.33
1230 - 1245	0	0	16	0	1	1	0	4	22	26.50
1245 - 1300	0	0	5	0	1	1	0	0	7	7.50
1300 - 1315	1	0	5	0	0	2	0	1	9	10.20
1315 - 1330	0	0	6	0	1	1	1	1	10	12.80
Hourly Total	1	0	32	0	3	5	1	6	48	57.00
Hourly Average	0.25	0.00	8.00	0.00	0.75	1.25	0.25	1.50	12.00	14.25
1330 - 1345	1	0	1	0	1	0	0	4	7	10.20
1345 - 1400	1	0	3	0	0	0	0	3	7	9.20
1400 - 1415	0	0	2	0	1	0	0	4	7	11.00
1415 - 1430	0	0	1	0	0	0	0	5	6	11.00
Hourly Total	2	0	7	0	2	0	0	16	27	41.40
Hourly Average	0.50	0.00	1.75	0.00	0.50	0.00	0.00	4.00	6.75	10.35

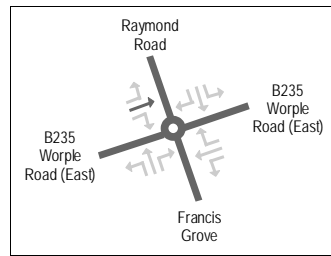
Inter Session Total	8	2	73	0	8	8	1	35	135	167.70
Inter Session Average	0.67	0.17	6.08	0.00	0.67	0.67	0.08	2.92	11.25	13.98

Movement 8.11: Eastbound on B235 Worple Road									Flow in Vehicles / Hour	
TIME	P/CYCLE	M/CYCLE	CAR	TAXI	LGV	OGV1	OGV2	BUS/COACH	TOTAL	PCU TOTAL
1130 - 1145	16	4	28	0	4	4	0	16	72	74.80
1145 - 1200	0	4	36	0	4	0	0	8	52	57.60
1200 - 1215	4	0	36	0	4	4	0	16	64	78.80
1215 - 1230	0	0	36	0	0	4	0	12	52	66.00
Hourly Total	20	8	136	0	12	12	0	52	240	277.20
Hourly Average	5.00	2.00	34.00	0.00	3.00	3.00	0.00	13.00	60.00	69.30
1230 - 1245	0	0	64	0	4	4	0	16	88	106.00
1245 - 1300	0	0	20	0	4	4	0	0	28	30.00
1300 - 1315	4	0	20	0	0	8	0	4	36	40.80
1315 - 1330	0	0	24	0	4	4	4	4	40	51.20
Hourly Total	4	0	128	0	12	20	4	24	192	228.00
Hourly Average	1.00	0.00	32.00	0.00	3.00	5.00	1.00	6.00	48.00	57.00
1330 - 1345	4	0	4	0	4	0	0	16	28	40.80
1345 - 1400	4	0	12	0	0	0	0	12	28	36.80
1400 - 1415	0	0	8	0	4	0	0	16	28	44.00
1415 - 1430	0	0	4	0	0	0	0	20	24	44.00
Hourly Total	8	0	28	0	8	0	0	64	108	165.60
Hourly Average	2.00	0.00	7.00	0.00	2.00	0.00	0.00	16.00	27.00	41.40

Inter Session Total	32	8	292	0	32	32	4	140	540	670.80
Inter Session Average	2.67	0.67	24.33	0.00	2.67	2.67	0.33	11.67	45.00	55.90

Movement 8.11: Eastbound on B235 Worple Road									Traffic Mix	
TIME	P/CYCLE	M/CYCLE	CAR	TAXI	LGV	OGV1	OGV2	BUS/COACH	TOTAL	PCU TOTAL
1130 - 1145	0.22	0.06	0.39	0.00	0.06	0.06	0.00	0.22	1	1.04
1145 - 1200	0.00	0.08	0.69	0.00	0.08	0.00	0.00	0.15	1	1.11
1200 - 1215	0.06	0.00	0.56	0.00	0.06	0.06	0.00	0.25	1	1.23
1215 - 1230	0.00	0.00	0.69	0.00	0.00	0.08	0.00	0.23	1	1.27
Hourly Total	0.28	0.13	2.34	0.00	0.19	0.19	0.00	0.86	4	4.65
Hourly Average	0.07	0.03	0.58	0.00	0.05	0.05	0.00	0.21	1.00	1.16
1230 - 1245	0.00	0.00	0.73	0.00	0.05	0.05	0.00	0.18	1	1.20
1245 - 1300	0.00	0.00	0.71	0.00	0.14	0.14	0.00	0.00	1	1.07
1300 - 1315	0.11	0.00	0.56	0.00	0.00	0.22	0.00	0.11	1	1.13
1315 - 1330	0.00	0.00	0.60	0.00	0.10	0.10	0.10	0.10	1	1.28
Hourly Total	0.11	0.00	2.60	0.00	0.29	0.51	0.10	0.39	4	4.69
Hourly Average	0.03	0.00	0.65	0.00	0.07	0.13	0.03	0.10	1.00	1.17
1330 - 1345	0.14	0.00	0.14	0.00	0.14	0.00	0.00	0.57	1	1.46
1345 - 1400	0.14	0.00	0.43	0.00	0.00	0.00	0.00	0.43	1	1.31
1400 - 1415	0.00	0.00	0.29	0.00	0.14	0.00	0.00	0.57	1	1.57
1415 - 1430	0.00	0.00	0.17	0.00	0.00	0.00	0.00	0.83	1	1.83
Hourly Total	0.29	0.00	1.02	0.00	0.29	0.00	0.00	2.40	4	6.18
Hourly Average	0.07	0.00	0.26	0.00	0.07	0.00	0.00	0.60	1.00	1.54

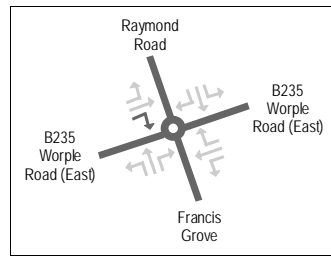
Inter Session Total	0.68	0.13	5.96	0.00	0.77	0.71	0.10	3.65	12	15.51
Inter Session Average	0.06	0.01	0.50	0.00	0.06	0.06	0.01	0.30	1.00	1.29



Movement 8.11: Eastbound on B235 Worple Road									Original Data	
TIME	P/CYCLE	M/CYCLE	CAR	TAXI	LGV	OGV1	OGV2	BUS/COACH	TOTAL	PCU TOTAL
1500 - 1515	0	0	1	0	1	0	0	3	5	8.00
1515 - 1530	0	1	2	0	1	0	0	3	7	9.40
1530 - 1545	0	1	2	2	0	0	0	3	8	10.40
1545 - 1600	0	0	1	0	2	0	0	2	5	7.00
Hourly Total	0	2	6	2	4	0	0	11	25	34.80
Hourly Average	0.00	0.50	1.50	0.50	1.00	0.00	0.00	2.75	6.25	8.70
1600 - 1615	0	0	1	0	1	0	0	1	3	4.00
1615 - 1630	1	1	1	0	1	0	0	1	5	4.60
1630 - 1645	0	0	2	0	0	0	0	1	3	4.00
1645 - 1700	0	0	1	0	1	0	0	1	3	4.00
Hourly Total	1	1	5	0	3	0	0	4	14	16.60
Hourly Average	0.25	0.25	1.25	0.00	0.75	0.00	0.00	1.00	3.50	4.15
1700 - 1715	2	0	2	2	0	0	0	2	8	8.40
1715 - 1730	0	0	6	0	0	1	0	0	7	7.50
1730 - 1745	3	1	1	1	0	0	0	2	8	7.00
1745 - 1800	0	1	10	1	0	0	0	6	18	23.40
Hourly Total	5	2	19	4	0	1	0	10	41	46.30
Hourly Average	1.25	0.50	4.75	1.00	0.00	0.25	0.00	2.50	10.25	11.58
1800 - 1815	1	1	10	1	0	0	0	0	13	11.60
1815 - 1830	1	0	2	0	0	0	0	1	4	4.20
1830 - 1845	0	0	1	0	0	0	0	3	4	7.00
1845 - 1900	1	1	1	0	0	0	0	1	4	3.60
Hourly Total	3	2	14	1	0	0	0	5	25	26.40
Hourly Average	0.75	0.50	3.50	0.25	0.00	0.00	0.00	1.25	6.25	6.60
PM Session Total	9	7	44	7	7	1	0	30	105	124.10
PM Session Average	0.56	0.44	2.75	0.44	0.44	0.06	0.00	1.88	6.56	7.76

Movement 8.11: Eastbound on B235 Worple Road									Flow in Vehicles / Hour	
TIME	P/CYCLE	M/CYCLE	CAR	TAXI	LGV	OGV1	OGV2	BUS/COACH	TOTAL	PCU TOTAL
1500 - 1515	0	0	4	0	4	0	0	12	20	32.00
1515 - 1530	0	4	8	0	4	0	0	12	28	37.60
1530 - 1545	0	4	8	8	0	0	0	12	32	41.60
1545 - 1600	0	0	4	0	8	0	0	8	20	28.00
Hourly Total	0	8	24	8	16	0	0	44	100	139.20
Hourly Average	0.00	2.00	6.00	2.00	4.00	0.00	0.00	11.00	25.00	34.80
1600 - 1615	0	0	4	0	4	0	0	4	12	16.00
1615 - 1630	4	4	4	0	4	0	0	4	20	18.40
1630 - 1645	0	0	8	0	0	0	0	4	12	16.00
1645 - 1700	0	0	4	0	4	0	0	4	12	16.00
Hourly Total	4	4	20	0	12	0	0	16	56	66.40
Hourly Average	1.00	1.00	5.00	0.00	3.00	0.00	0.00	4.00	14.00	16.60
1700 - 1715	8	0	8	8	0	0	0	8	32	33.60
1715 - 1730	0	0	24	0	0	4	0	0	28	30.00
1730 - 1745	12	4	4	4	0	0	0	8	32	28.00
1745 - 1800	0	4	40	4	0	0	0	24	72	93.60
Hourly Total	20	8	76	16	0	4	0	40	164	185.20
Hourly Average	5.00	2.00	19.00	4.00	0.00	1.00	0.00	10.00	41.00	46.30
1800 - 1815	4	4	40	4	0	0	0	0	52	46.40
1815 - 1830	4	0	8	0	0	0	0	4	16	16.80
1830 - 1845	0	0	4	0	0	0	0	12	16	28.00
1845 - 1900	4	4	4	0	0	0	0	4	16	14.40
Hourly Total	12	8	56	4	0	0	0	20	100	105.60
Hourly Average	3.00	2.00	14.00	1.00	0.00	0.00	0.00	5.00	25.00	26.40
PM Session Total	36	28	176	28	28	4	0	120	420	496.40
PM Session Average	2.25	1.75	11.00	1.75	1.75	0.25	0.00	7.50	26.25	31.03

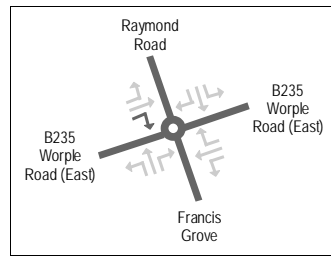
Movement 8.11: Eastbound on B235 Worple Road									Traffic Mix	
TIME	P/CYCLE	M/CYCLE	CAR	TAXI	LGV	OGV1	OGV2	BUS/COACH	TOTAL	PCU TOTAL
1500 - 1515	0.00	0.00	0.20	0.00	0.20	0.00	0.00	0.60	1	1.60
1515 - 1530	0.00	0.14	0.29	0.00	0.14	0.00	0.00	0.43	1	1.34
1530 - 1545	0.00	0.13	0.25	0.25	0.00	0.00	0.00	0.38	1	1.30
1545 - 1600	0.00	0.00	0.20	0.00	0.40	0.00	0.00	0.40	1	1.40
Hourly Total	0.00	0.27	0.94	0.25	0.74	0.00	0.00	1.80	4	5.64
Hourly Average	0.00	0.07	0.23	0.06	0.19	0.00	0.00	0.45	1.00	1.41
1600 - 1615	0.00	0.00	0.33	0.00	0.33	0.00	0.00	0.33	1	1.33
1615 - 1630	0.20	0.20	0.20	0.00	0.20	0.00	0.00	0.20	1	0.92
1630 - 1645	0.00	0.00	0.67	0.00	0.00	0.00	0.00	0.33	1	1.33
1645 - 1700	0.00	0.00	0.33	0.00	0.33	0.00	0.00	0.33	1	1.33
Hourly Total	0.20	0.20	1.53	0.00	0.87	0.00	0.00	1.20	4	4.92
Hourly Average	0.05	0.05	0.38	0.00	0.22	0.00	0.00	0.30	1.00	1.23
1700 - 1715	0.25	0.00	0.25	0.25	0.00	0.00	0.00	0.25	1	1.05
1715 - 1730	0.00	0.00	0.86	0.00	0.00	0.14	0.00	0.00	1	1.07
1730 - 1745	0.38	0.13	0.13	0.13	0.00	0.00	0.00	0.25	1	0.88
1745 - 1800	0.00	0.06	0.56	0.06	0.00	0.00	0.00	0.33	1	1.30
Hourly Total	0.63	0.18	1.79	0.43	0.00	0.14	0.00	0.83	4	4.30
Hourly Average	0.16	0.05	0.45	0.11	0.00	0.04	0.00	0.21	1.00	1.07
1800 - 1815	0.08	0.08	0.77	0.08	0.00	0.00	0.00	0.00	1	0.89
1815 - 1830	0.25	0.00	0.50	0.00	0.00	0.00	0.00	0.25	1	1.05
1830 - 1845	0.00	0.00	0.25	0.00	0.00	0.00	0.00	0.75	1	1.75
1845 - 1900	0.25	0.25	0.25	0.00	0.00	0.00	0.00	0.25	1	0.90
Hourly Total	0.58	0.33	1.77	0.08	0.00	0.00	0.00	1.25	4	4.59
Hourly Average	0.14	0.08	0.44	0.02	0.00	0.00	0.00	0.31	1.00	1.15
PM Session Total	1.40	0.98	6.03	0.76	1.61	0.14	0.00	5.09	16.00	19.45
PM Session Average	0.09	0.06	0.38	0.05	0.10	0.01	0.00	0.32	1.00	1.22



Movement 8.12: Right from B235 Worple Road (West) to Francis Road									Original Data	
TIME	P/CYCLE	M/CYCLE	CAR	TAXI	LGV	OGV1	OGV2	BUS/COACH	TOTAL	PCU TOTAL
0700 - 0715	3	6	80	4	27	4	0	0	124	120.00
0715 - 0730	2	5	83	1	29	3	0	0	123	119.90
0730 - 0745	2	2	67	1	26	5	1	2	106	109.00
0745 - 0800	4	6	100	1	13	2	0	0	126	120.20
Hourly Total	11	19	330	7	95	14	1	2	479	469.10
Hourly Average	2.75	4.75	82.50	1.75	23.75	3.50	0.25	0.50	119.75	117.28
0800 - 0815	5	5	71	1	9	3	1	1	96	92.80
0815 - 0830	2	4	51	2	6	4	1	1	71	71.30
0830 - 0845	0	3	76	1	10	2	0	0	92	91.20
0845 - 0900	2	6	77	5	10	3	2	0	105	103.90
Hourly Total	9	18	275	9	35	12	4	2	364	359.20
Hourly Average	2.25	4.50	68.75	2.25	8.75	3.00	1.00	0.50	91.00	89.80
0900 - 0915	0	1	82	0	12	3	6	0	104	112.70
0915 - 0930	0	2	90	4	13	7	1	0	117	120.60
0930 - 0945	3	3	92	3	19	4	3	0	127	128.70
0945 - 1000	0	4	72	2	21	3	4	0	106	110.30
Hourly Total	3	10	336	9	65	17	14	0	454	472.30
Hourly Average	0.75	2.50	84.00	2.25	16.25	4.25	3.50	0.00	113.50	118.08
AM Session Total	23	47	941	25	195	43	19	4	1297	1300.60
AM Session Average	1.92	3.92	78.42	2.08	16.25	3.58	1.58	0.33	108.08	108.38

Movement 8.12: Right from B235 Worple Road (West) to Francis Road									Flow in Vehicles / Hour	
TIME	P/CYCLE	M/CYCLE	CAR	TAXI	LGV	OGV1	OGV2	BUS/COACH	TOTAL	PCU TOTAL
0700 - 0715	12	24	320	16	108	16	0	0	496	480.00
0715 - 0730	8	20	332	4	116	12	0	0	492	479.60
0730 - 0745	8	8	268	4	104	20	4	8	424	436.00
0745 - 0800	16	24	400	4	52	8	0	0	504	480.80
Hourly Total	44	76	1320	28	380	56	4	8	1916	1876.40
Hourly Average	11.00	19.00	330.00	7.00	95.00	14.00	1.00	2.00	479.00	469.10
0800 - 0815	20	20	284	4	36	12	4	4	384	371.20
0815 - 0830	8	16	204	8	24	16	4	4	284	285.20
0830 - 0845	0	12	304	4	40	8	0	0	368	364.80
0845 - 0900	8	24	308	20	40	12	8	0	420	415.60
Hourly Total	36	72	1100	36	140	48	16	8	1456	1436.80
Hourly Average	9.00	18.00	275.00	9.00	35.00	12.00	4.00	2.00	364.00	359.20
0900 - 0915	0	4	328	0	48	12	24	0	416	450.80
0915 - 0930	0	8	360	16	52	28	4	0	468	482.40
0930 - 0945	12	12	368	12	76	16	12	0	508	514.80
0945 - 1000	0	16	288	8	84	12	16	0	424	441.20
Hourly Total	12	40	1344	36	260	68	56	0	1816	1889.20
Hourly Average	3.00	10.00	336.00	9.00	65.00	17.00	14.00	0.00	454.00	472.30
AM Session Total	92	188	3764	100	780	172	76	16	5188	5202.40
AM Session Average	7.67	15.67	313.67	8.33	65.00	14.33	6.33	1.33	432.33	433.53

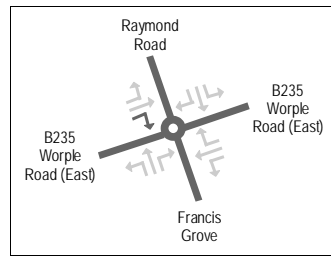
Movement 8.12: Right from B235 Worple Road (West) to Francis Road									Traffic Mix	
TIME	P/CYCLE	M/CYCLE	CAR	TAXI	LGV	OGV1	OGV2	BUS/COACH	TOTAL	PCU TOTAL
0700 - 0715	0.02	0.05	0.65	0.03	0.22	0.03	0.00	0.00	1	0.97
0715 - 0730	0.02	0.04	0.67	0.01	0.24	0.02	0.00	0.00	1	0.97
0730 - 0745	0.02	0.02	0.63	0.01	0.25	0.05	0.01	0.02	1	1.03
0745 - 0800	0.03	0.05	0.79	0.01	0.10	0.02	0.00	0.00	1	0.95
Hourly Total	0.09	0.16	2.75	0.06	0.80	0.12	0.01	0.02	4	3.92
Hourly Average	0.02	0.04	0.69	0.01	0.20	0.03	0.00	0.00	1.00	0.98
0800 - 0815	0.05	0.05	0.74	0.01	0.09	0.03	0.01	0.01	1	0.97
0815 - 0830	0.03	0.06	0.72	0.03	0.08	0.06	0.01	0.01	1	1.00
0830 - 0845	0.00	0.03	0.83	0.01	0.11	0.02	0.00	0.00	1	0.99
0845 - 0900	0.02	0.06	0.73	0.05	0.10	0.03	0.02	0.00	1	0.99
Hourly Total	0.10	0.20	3.02	0.10	0.38	0.14	0.04	0.02	4	3.95
Hourly Average	0.02	0.05	0.75	0.02	0.10	0.03	0.01	0.01	1.00	0.99
0900 - 0915	0.00	0.01	0.79	0.00	0.12	0.03	0.06	0.00	1	1.08
0915 - 0930	0.00	0.02	0.77	0.03	0.11	0.06	0.01	0.00	1	1.03
0930 - 0945	0.02	0.02	0.72	0.02	0.15	0.03	0.02	0.00	1	1.01
0945 - 1000	0.00	0.04	0.68	0.02	0.20	0.03	0.04	0.00	1	1.04
Hourly Total	0.02	0.09	2.96	0.08	0.57	0.15	0.13	0.00	4	4.17
Hourly Average	0.01	0.02	0.74	0.02	0.14	0.04	0.03	0.00	1.00	1.04
AM Session Total	0.21	0.44	8.72	0.23	1.76	0.41	0.18	0.04	12	12.04
AM Session Average	0.02	0.04	0.73	0.02	0.15	0.03	0.02	0.00	1.00	1.00



Movement 8.12: Right from B235 Worple Road (West) to Francis Road									Original Data	
TIME	P/CYCLE	M/CYCLE	CAR	TAXI	LGV	OGV1	OGV2	BUS/COACH	TOTAL	PCU TOTAL
1130 - 1145	0	4	69	2	6	5	2	0	88	90.70
1145 - 1200	0	1	53	3	16	5	3	0	81	86.80
1200 - 1215	1	2	61	2	14	6	3	0	89	93.90
1215 - 1230	0	3	68	2	15	8	3	0	99	105.10
Hourly Total	1	10	251	9	51	24	11	0	357	376.50
Hourly Average	0.25	2.50	62.75	2.25	12.75	6.00	2.75	0.00	89.25	94.13
1230 - 1245	1	1	61	1	6	8	2	0	80	85.20
1245 - 1300	0	1	63	5	8	10	1	0	88	93.70
1300 - 1315	0	2	73	2	7	5	0	0	89	90.30
1315 - 1330	0	1	61	3	18	3	1	1	88	91.20
Hourly Total	1	5	258	11	39	26	4	1	345	360.40
Hourly Average	0.25	1.25	64.50	2.75	9.75	6.50	1.00	0.25	86.25	90.10
1330 - 1345	0	1	56	2	15	1	3	0	78	81.80
1345 - 1400	2	2	65	2	9	4	0	0	84	83.20
1400 - 1415	0	0	51	4	8	5	2	0	70	75.10
1415 - 1430	0	0	69	2	9	8	3	0	91	98.90
Hourly Total	2	3	241	10	41	18	8	0	323	339.00
Hourly Average	0.50	0.75	60.25	2.50	10.25	4.50	2.00	0.00	80.75	84.75
Inter Session Total	4	18	750	30	131	68	23	1	1025	1075.90
Inter Session Average	0.33	1.50	62.50	2.50	10.92	5.67	1.92	0.08	85.42	89.66

Movement 8.12: Right from B235 Worple Road (West) to Francis Road									Flow in Vehicles / Hour	
TIME	P/CYCLE	M/CYCLE	CAR	TAXI	LGV	OGV1	OGV2	BUS/COACH	TOTAL	PCU TOTAL
1130 - 1145	0	16	276	8	24	20	8	0	352	362.80
1145 - 1200	0	4	212	12	64	20	12	0	324	347.20
1200 - 1215	4	8	244	8	56	24	12	0	356	375.60
1215 - 1230	0	12	272	8	60	32	12	0	396	420.40
Hourly Total	4	40	1004	36	204	96	44	0	1428	1506.00
Hourly Average	1.00	10.00	251.00	9.00	51.00	24.00	11.00	0.00	357.00	376.50
1230 - 1245	4	4	244	4	24	32	8	0	320	340.80
1245 - 1300	0	4	252	20	32	40	4	0	352	374.80
1300 - 1315	0	8	292	8	28	20	0	0	356	361.20
1315 - 1330	0	4	244	12	72	12	4	4	352	364.80
Hourly Total	4	20	1032	44	156	104	16	4	1380	1441.60
Hourly Average	1.00	5.00	258.00	11.00	39.00	26.00	4.00	1.00	345.00	360.40
1330 - 1345	0	4	224	8	60	4	12	0	312	327.20
1345 - 1400	8	8	260	8	36	16	0	0	336	332.80
1400 - 1415	0	0	204	16	32	20	8	0	280	300.40
1415 - 1430	0	0	276	8	36	32	12	0	364	395.60
Hourly Total	8	12	964	40	164	72	32	0	1292	1356.00
Hourly Average	2.00	3.00	241.00	10.00	41.00	18.00	8.00	0.00	323.00	339.00
Inter Session Total	16	72	3000	120	524	272	92	4	4100	4303.60
Inter Session Average	1.33	6.00	250.00	10.00	43.67	22.67	7.67	0.33	341.67	358.63

Movement 8.12: Right from B235 Worple Road (West) to Francis Road									Traffic Mix	
TIME	P/CYCLE	M/CYCLE	CAR	TAXI	LGV	OGV1	OGV2	BUS/COACH	TOTAL	PCU TOTAL
1130 - 1145	0.00	0.05	0.78	0.02	0.07	0.06	0.02	0.00	1	1.03
1145 - 1200	0.00	0.01	0.65	0.04	0.20	0.06	0.04	0.00	1	1.07
1200 - 1215	0.01	0.02	0.69	0.02	0.16	0.07	0.03	0.00	1	1.06
1215 - 1230	0.00	0.03	0.69	0.02	0.15	0.08	0.03	0.00	1	1.06
Hourly Total	0.01	0.11	2.81	0.10	0.57	0.27	0.12	0.00	4	4.22
Hourly Average	0.00	0.03	0.70	0.03	0.14	0.07	0.03	0.00	1.00	1.05
1230 - 1245	0.01	0.01	0.76	0.01	0.08	0.10	0.03	0.00	1	1.07
1245 - 1300	0.00	0.01	0.72	0.06	0.09	0.11	0.01	0.00	1	1.06
1300 - 1315	0.00	0.02	0.82	0.02	0.08	0.06	0.00	0.00	1	1.01
1315 - 1330	0.00	0.01	0.69	0.03	0.20	0.03	0.01	0.01	1	1.04
Hourly Total	0.01	0.06	2.99	0.13	0.45	0.30	0.05	0.01	4	4.18
Hourly Average	0.00	0.01	0.75	0.03	0.11	0.08	0.01	0.00	1.00	1.05
1330 - 1345	0.00	0.01	0.72	0.03	0.19	0.01	0.04	0.00	1	1.05
1345 - 1400	0.02	0.02	0.77	0.02	0.11	0.05	0.00	0.00	1	0.99
1400 - 1415	0.00	0.00	0.73	0.06	0.11	0.07	0.03	0.00	1	1.07
1415 - 1430	0.00	0.00	0.76	0.02	0.10	0.09	0.03	0.00	1	1.09
Hourly Total	0.02	0.04	2.98	0.13	0.51	0.22	0.10	0.00	4	4.20
Hourly Average	0.01	0.01	0.74	0.03	0.13	0.05	0.03	0.00	1.00	1.05
Inter Session Total	0.05	0.20	8.78	0.36	1.54	0.79	0.27	0.01	12	12.60
Inter Session Average	0.00	0.02	0.73	0.03	0.13	0.07	0.02	0.00	1.00	1.05



Movement 8.12: Right from B235 Worple Road (West) to Francis Road									Original Data	
TIME	P/CYCLE	M/CYCLE	CAR	TAXI	LGV	OGV1	OGV2	BUS/COACH	TOTAL	PCU TOTAL
1500 - 1515	0	1	56	3	21	6	1	0	88	91.70
1515 - 1530	1	2	72	4	17	8	1	0	105	108.30
1530 - 1545	0	0	78	6	10	5	2	0	101	106.10
1545 - 1600	0	0	65	8	21	5	0	0	99	101.50
Hourly Total	1	3	271	21	69	24	4	0	393	407.60
Hourly Average	0.25	0.75	67.75	5.25	17.25	6.00	1.00	0.00	98.25	101.90
1600 - 1615	0	1	66	6	12	3	3	0	91	95.80
1615 - 1630	0	0	72	6	14	2	5	0	99	106.50
1630 - 1645	0	2	88	3	11	2	1	0	107	108.10
1645 - 1700	1	1	89	2	10	2	2	0	107	109.20
Hourly Total	1	4	315	17	47	9	11	0	404	419.60
Hourly Average	0.25	1.00	78.75	4.25	11.75	2.25	2.75	0.00	101.00	104.90
1700 - 1715	3	1	125	11	10	2	1	0	153	152.30
1715 - 1730	1	3	84	8	12	1	2	0	111	111.50
1730 - 1745	3	1	122	9	13	2	0	0	150	148.00
1745 - 1800	4	5	97	7	11	2	0	0	126	120.80
Hourly Total	11	10	428	35	46	7	3	0	540	532.60
Hourly Average	2.75	2.50	107.00	8.75	11.50	1.75	0.75	0.00	135.00	133.15
1800 - 1815	2	0	87	12	8	1	1	1	112	113.20
1815 - 1830	2	3	109	10	3	0	0	0	127	123.60
1830 - 1845	1	4	90	14	9	0	0	0	118	114.80
1845 - 1900	1	3	109	19	6	2	0	0	140	138.40
Hourly Total	6	10	395	55	26	3	1	1	497	490.00
Hourly Average	1.50	2.50	98.75	13.75	6.50	0.75	0.25	0.25	124.25	122.50
PM Session Total	19	27	1409	128	188	43	19	1	1834	1849.80
PM Session Average	1.19	1.69	88.06	8.00	11.75	2.69	1.19	0.06	114.63	115.61

Movement 8.12: Right from B235 Worple Road (West) to Francis Road									Flow in Vehicles / Hour	
TIME	P/CYCLE	M/CYCLE	CAR	TAXI	LGV	OGV1	OGV2	BUS/COACH	TOTAL	PCU TOTAL
1500 - 1515	0	4	224	12	84	24	4	0	352	366.80
1515 - 1530	4	8	288	16	68	32	4	0	420	433.20
1530 - 1545	0	0	312	24	40	20	8	0	404	424.40
1545 - 1600	0	0	260	32	84	20	0	0	396	406.00
Hourly Total	4	12	1084	84	276	96	16	0	1572	1630.40
Hourly Average	1.00	3.00	271.00	21.00	69.00	24.00	4.00	0.00	393.00	407.60
1600 - 1615	0	4	264	24	48	12	12	0	364	383.20
1615 - 1630	0	0	288	24	56	8	20	0	396	426.00
1630 - 1645	0	8	352	12	44	8	4	0	428	432.40
1645 - 1700	4	4	356	8	40	8	8	0	428	436.80
Hourly Total	4	16	1260	68	188	36	44	0	1616	1678.40
Hourly Average	1.00	4.00	315.00	17.00	47.00	9.00	11.00	0.00	404.00	419.60
1700 - 1715	12	4	500	44	40	8	4	0	612	609.20
1715 - 1730	4	12	336	32	48	4	8	0	444	446.00
1730 - 1745	12	4	488	36	52	8	0	0	600	592.00
1745 - 1800	16	20	388	28	44	8	0	0	504	483.20
Hourly Total	44	40	1712	140	184	28	12	0	2160	2130.40
Hourly Average	11.00	10.00	428.00	35.00	46.00	7.00	3.00	0.00	540.00	532.60
1800 - 1815	8	0	348	48	32	4	4	4	448	452.80
1815 - 1830	8	12	436	40	12	0	0	0	508	494.40
1830 - 1845	4	16	360	56	36	0	0	0	472	459.20
1845 - 1900	4	12	436	76	24	8	0	0	560	553.60
Hourly Total	24	40	1580	220	104	12	4	4	1988	1960.00
Hourly Average	6.00	10.00	395.00	55.00	26.00	3.00	1.00	1.00	497.00	490.00
PM Session Total	76	108	5636	512	752	172	76	4	7336	7399.20
PM Session Average	4.75	6.75	352.25	32.00	47.00	10.75	4.75	0.25	458.50	462.45

Movement 8.12: Right from B235 Worple Road (West) to Francis Road									Traffic Mix	
TIME	P/CYCLE	M/CYCLE	CAR	TAXI	LGV	OGV1	OGV2	BUS/COACH	TOTAL	PCU TOTAL
1500 - 1515	0.00	0.01	0.64	0.03	0.24	0.07	0.01	0.00	1	1.04
1515 - 1530	0.01	0.02	0.69	0.04	0.16	0.08	0.01	0.00	1	1.03
1530 - 1545	0.00	0.00	0.77	0.06	0.10	0.05	0.02	0.00	1	1.05
1545 - 1600	0.00	0.00	0.66	0.08	0.21	0.05	0.00	0.00	1	1.03
Hourly Total	0.01	0.03	2.75	0.21	0.71	0.24	0.04	0.00	4	4.15
Hourly Average	0.00	0.01	0.69	0.05	0.18	0.06	0.01	0.00	1.00	1.04
1600 - 1615	0.00	0.01	0.73	0.07	0.13	0.03	0.03	0.00	1	1.05
1615 - 1630	0.00	0.00	0.73	0.06	0.14	0.02	0.05	0.00	1	1.08
1630 - 1645	0.00	0.02	0.82	0.03	0.10	0.02	0.01	0.00	1	1.01
1645 - 1700	0.01	0.01	0.83	0.02	0.09	0.02	0.02	0.00	1	1.02
Hourly Total	0.01	0.04	3.11	0.17	0.47	0.09	0.11	0.00	4	4.16
Hourly Average	0.00	0.01	0.78	0.04	0.12	0.02	0.03	0.00	1.00	1.04
1700 - 1715	0.02	0.01	0.82	0.07	0.07	0.01	0.01	0.00	1	1.00
1715 - 1730	0.01	0.03	0.76	0.07	0.11	0.01	0.02	0.00	1	1.00
1730 - 1745	0.02	0.01	0.81	0.06	0.09	0.01	0.00	0.00	1	0.99
1745 - 1800	0.03	0.04	0.77	0.06	0.09	0.02	0.00	0.00	1	0.96
Hourly Total	0.08	0.08	3.16	0.26	0.35	0.05	0.02	0.00	4	3.95
Hourly Average	0.02	0.02	0.79	0.06	0.09	0.01	0.01	0.00	1.00	0.99
1800 - 1815	0.02	0.00	0.78	0.11	0.07	0.01	0.01	0.01	1	1.01
1815 - 1830	0.02	0.02	0.86	0.08	0.02	0.00	0.00	0.00	1	0.97
1830 - 1845	0.01	0.03	0.76	0.12	0.08	0.00	0.00	0.00	1	0.97
1845 - 1900	0.01	0.02	0.78	0.14	0.04	0.01	0.00	0.00	1	0.99
Hourly Total	0.05	0.08	3.18	0.44	0.21	0.02	0.01	0.01	4	3.95
Hourly Average	0.01	0.02	0.79	0.11	0.05	0.01	0.00	0.00	1.00	0.99
PM Session Total	0.15	0.23	12.19	1.09	1.74	0.41	0.19	0.01	16.00	16.20
PM Session Average	0.01	0.01	0.76	0.07	0.11	0.03	0.01	0.00	1.00	1.01