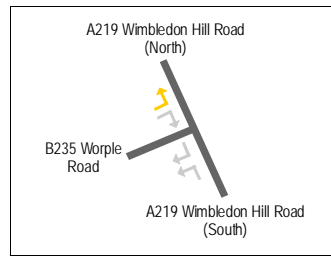


Wimbledon Town Centre Survey
Traffic Count Survey

Site 4 of 8
A219 Wimbledon Hill Road
B235 Worple Road

Date
Wednesday, 13th October 2004
0700 - 1000 (AM Peak)



Movement 4.1: Left from B235 Worple Road to A219 Wimbledon Hill Road (North)									Original Data	
TIME	P/CYCLE	M/CYCLE	CAR	TAXI	LGV	OGV1	OGV2	BUS/COACH	TOTAL	PCU TOTAL
0700 - 0715	0	0	12	0	1	1	0	0	14	14.50
0715 - 0730	0	0	16	0	2	1	0	1	20	21.50
0730 - 0745	0	0	15	0	4	1	0	0	20	20.50
0745 - 0800	0	0	26	0	2	0	0	0	28	28.00
Hourly Total	0	0	69	0	9	3	0	1	82	84.50
Hourly Average	0.00	0.00	17.25	0.00	2.25	0.75	0.00	0.25	20.50	21.13
0800 - 0815	0	0	22	0	0	0	0	0	22	22.00
0815 - 0830	0	0	31	0	5	1	1	0	38	39.80
0830 - 0845	0	0	24	0	0	0	0	0	24	24.00
0845 - 0900	0	0	15	0	1	2	0	0	18	19.00
Hourly Total	0	0	92	0	6	3	1	0	102	104.80
Hourly Average	0.00	0.00	23.00	0.00	1.50	0.75	0.25	0.00	25.50	26.20
0900 - 0915	0	0	16	0	4	0	1	0	21	22.30
0915 - 0930	0	0	19	0	4	2	0	0	25	26.00
0930 - 0945	0	0	12	0	3	1	1	0	17	18.80
0945 - 1000	0	0	23	0	10	2	0	0	35	36.00
Hourly Total	0	0	70	0	21	5	2	0	98	103.10
Hourly Average	0.00	0.00	17.50	0.00	5.25	1.25	0.50	0.00	24.50	25.78

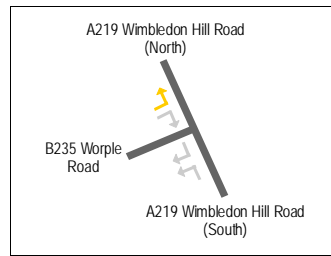
AM Session Total	0	0	231	0	36	11	3	1	282	292.40
AM Session Average	0.00	0.00	19.25	0.00	3.00	0.92	0.25	0.08	23.50	24.37

Movement 4.1: Left from B235 Worple Road to A219 Wimbledon Hill Road (North)									Flow in Vehicles / Hour	
TIME	P/CYCLE	M/CYCLE	CAR	TAXI	LGV	OGV1	OGV2	BUS/COACH	TOTAL	PCU TOTAL
0700 - 0715	0	0	48	0	4	4	0	0	56	58.00
0715 - 0730	0	0	64	0	8	4	0	4	80	86.00
0730 - 0745	0	0	60	0	16	4	0	0	80	82.00
0745 - 0800	0	0	104	0	8	0	0	0	112	112.00
Hourly Total	0	0	276	0	36	12	0	4	328	338.00
Hourly Average	0.00	0.00	69.00	0.00	9.00	3.00	0.00	1.00	82.00	84.50
0800 - 0815	0	0	88	0	0	0	0	0	88	88.00
0815 - 0830	0	0	124	0	20	4	4	0	152	159.20
0830 - 0845	0	0	96	0	0	0	0	0	96	96.00
0845 - 0900	0	0	60	0	4	8	0	0	72	76.00
Hourly Total	0	0	368	0	24	12	4	0	408	419.20
Hourly Average	0.00	0.00	92.00	0.00	6.00	3.00	1.00	0.00	102.00	104.80
0900 - 0915	0	0	64	0	16	0	4	0	84	89.20
0915 - 0930	0	0	76	0	16	8	0	0	100	104.00
0930 - 0945	0	0	48	0	12	4	4	0	68	75.20
0945 - 1000	0	0	92	0	40	8	0	0	140	144.00
Hourly Total	0	0	280	0	84	20	8	0	392	412.40
Hourly Average	0.00	0.00	70.00	0.00	21.00	5.00	2.00	0.00	98.00	103.10

AM Session Total	0	0	924	0	144	44	12	4	1128	1169.60
AM Session Average	0.00	0.00	77.00	0.00	12.00	3.67	1.00	0.33	94.00	97.47

Movement 4.1: Left from B235 Worple Road to A219 Wimbledon Hill Road (North)									Traffic Mix	
TIME	P/CYCLE	M/CYCLE	CAR	TAXI	LGV	OGV1	OGV2	BUS/COACH	TOTAL	PCU TOTAL
0700 - 0715	0.00	0.00	0.86	0.00	0.07	0.07	0.00	0.00	1	1.04
0715 - 0730	0.00	0.00	0.80	0.00	0.10	0.05	0.00	0.05	1	1.08
0730 - 0745	0.00	0.00	0.75	0.00	0.20	0.05	0.00	0.00	1	1.03
0745 - 0800	0.00	0.00	0.93	0.00	0.07	0.00	0.00	0.00	1	1.00
Hourly Total	0.00	0.00	3.34	0.00	0.44	0.17	0.00	0.05	4	4.14
Hourly Average	0.00	0.00	0.83	0.00	0.11	0.04	0.00	0.01	1.00	1.03
0800 - 0815	0.00	0.00	1.00	0.00	0.00	0.00	0.00	0.00	1	1.00
0815 - 0830	0.00	0.00	0.82	0.00	0.13	0.03	0.03	0.00	1	1.05
0830 - 0845	0.00	0.00	1.00	0.00	0.00	0.00	0.00	0.00	1	1.00
0845 - 0900	0.00	0.00	0.83	0.00	0.06	0.11	0.00	0.00	1	1.06
Hourly Total	0.00	0.00	3.65	0.00	0.19	0.14	0.03	0.00	4	4.10
Hourly Average	0.00	0.00	0.91	0.00	0.05	0.03	0.01	0.00	1.00	1.03
0900 - 0915	0.00	0.00	0.76	0.00	0.19	0.00	0.05	0.00	1	1.06
0915 - 0930	0.00	0.00	0.76	0.00	0.16	0.08	0.00	0.00	1	1.04
0930 - 0945	0.00	0.00	0.71	0.00	0.18	0.06	0.06	0.00	1	1.11
0945 - 1000	0.00	0.00	0.66	0.00	0.29	0.06	0.00	0.00	1	1.03
Hourly Total	0.00	0.00	2.88	0.00	0.81	0.20	0.11	0.00	4	4.24
Hourly Average	0.00	0.00	0.72	0.00	0.20	0.05	0.03	0.00	1.00	1.06

AM Session Total	0.00	0.00	9.87	0.00	1.44	0.50	0.13	0.05	12	12.47
AM Session Average	0.00	0.00	0.82	0.00	0.12	0.04	0.01	0.00	1.00	1.04



Movement 4.1: Left from B235 Worple Road to A219 Wimbledon Hill Road (North)									Original Data	
TIME	P/CYCLE	M/CYCLE	CAR	TAXI	LGV	OGV1	OGV2	BUS/COACH	TOTAL	PCU TOTAL
1130 - 1145	0	0	22	0	0	1	0	0	23	23.50
1145 - 1200	0	0	24	0	4	1	0	0	29	29.50
1200 - 1215	0	0	24	0	3	2	0	0	29	30.00
1215 - 1230	0	0	12	0	2	3	0	0	17	18.50
Hourly Total	0	0	82	0	9	7	0	0	98	101.50
Hourly Average	0.00	0.00	20.50	0.00	2.25	1.75	0.00	0.00	24.50	25.38
1230 - 1245	0	0	30	0	9	2	0	1	42	44.00
1245 - 1300	0	0	13	0	6	3	0	0	22	23.50
1300 - 1315	0	0	19	0	4	1	0	0	24	24.50
1315 - 1330	0	0	20	0	5	2	1	0	28	30.30
Hourly Total	0	0	82	0	24	8	1	1	116	122.30
Hourly Average	0.00	0.00	20.50	0.00	6.00	2.00	0.25	0.25	29.00	30.58
1330 - 1345	0	0	4	0	1	2	0	2	9	12.00
1345 - 1400	1	1	19	0	3	0	0	0	24	22.60
1400 - 1415	0	0	18	0	3	0	0	0	21	21.00
1415 - 1430	0	0	12	0	1	3	0	0	16	17.50
Hourly Total	1	1	53	0	8	5	0	2	70	73.10
Hourly Average	0.25	0.25	13.25	0.00	2.00	1.25	0.00	0.50	17.50	18.28

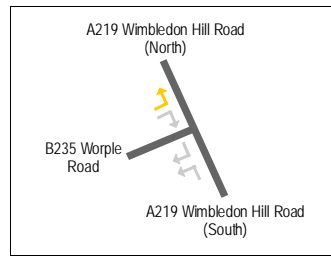
Inter Session Total	1	1	217	0	41	20	1	3	284	296.90
Inter Session Average	0.08	0.08	18.08	0.00	3.42	1.67	0.08	0.25	23.67	24.74

Movement 4.1: Left from B235 Worple Road to A219 Wimbledon Hill Road (North)									Flow in Vehicles / Hour	
TIME	P/CYCLE	M/CYCLE	CAR	TAXI	LGV	OGV1	OGV2	BUS/COACH	TOTAL	PCU TOTAL
1130 - 1145	0	0	88	0	0	4	0	0	92	94.00
1145 - 1200	0	0	96	0	16	4	0	0	116	118.00
1200 - 1215	0	0	96	0	12	8	0	0	116	120.00
1215 - 1230	0	0	48	0	8	12	0	0	68	74.00
Hourly Total	0	0	328	0	36	28	0	0	392	406.00
Hourly Average	0.00	0.00	82.00	0.00	9.00	7.00	0.00	0.00	98.00	101.50
1230 - 1245	0	0	120	0	36	8	0	4	168	176.00
1245 - 1300	0	0	52	0	24	12	0	0	88	94.00
1300 - 1315	0	0	76	0	16	4	0	0	96	98.00
1315 - 1330	0	0	80	0	20	8	4	0	112	121.20
Hourly Total	0	0	328	0	96	32	4	4	464	489.20
Hourly Average	0.00	0.00	82.00	0.00	24.00	8.00	1.00	1.00	116.00	122.30
1330 - 1345	0	0	16	0	4	8	0	8	36	48.00
1345 - 1400	4	4	76	0	12	0	0	0	96	90.40
1400 - 1415	0	0	72	0	12	0	0	0	84	84.00
1415 - 1430	0	0	48	0	4	12	0	0	64	70.00
Hourly Total	4	4	212	0	32	20	0	8	280	292.40
Hourly Average	1.00	1.00	53.00	0.00	8.00	5.00	0.00	2.00	70.00	73.10

Inter Session Total	4	4	868	0	164	80	4	12	1136	1187.60
Inter Session Average	0.33	0.33	72.33	0.00	13.67	6.67	0.33	1.00	94.67	98.97

Movement 4.1: Left from B235 Worple Road to A219 Wimbledon Hill Road (North)									Traffic Mix	
TIME	P/CYCLE	M/CYCLE	CAR	TAXI	LGV	OGV1	OGV2	BUS/COACH	TOTAL	PCU TOTAL
1130 - 1145	0.00	0.00	0.96	0.00	0.00	0.04	0.00	0.00	1	1.02
1145 - 1200	0.00	0.00	0.83	0.00	0.14	0.03	0.00	0.00	1	1.02
1200 - 1215	0.00	0.00	0.83	0.00	0.10	0.07	0.00	0.00	1	1.03
1215 - 1230	0.00	0.00	0.71	0.00	0.12	0.18	0.00	0.00	1	1.09
Hourly Total	0.00	0.00	3.32	0.00	0.36	0.32	0.00	0.00	4	4.16
Hourly Average	0.00	0.00	0.83	0.00	0.09	0.08	0.00	0.00	1.00	1.04
1230 - 1245	0.00	0.00	0.71	0.00	0.21	0.05	0.00	0.02	1	1.05
1245 - 1300	0.00	0.00	0.59	0.00	0.27	0.14	0.00	0.00	1	1.07
1300 - 1315	0.00	0.00	0.79	0.00	0.17	0.04	0.00	0.00	1	1.02
1315 - 1330	0.00	0.00	0.71	0.00	0.18	0.07	0.04	0.00	1	1.08
Hourly Total	0.00	0.00	2.81	0.00	0.83	0.30	0.04	0.02	4	4.22
Hourly Average	0.00	0.00	0.70	0.00	0.21	0.07	0.01	0.01	1.00	1.05
1330 - 1345	0.00	0.00	0.44	0.00	0.11	0.22	0.00	0.22	1	1.33
1345 - 1400	0.04	0.04	0.79	0.00	0.13	0.00	0.00	0.00	1	0.94
1400 - 1415	0.00	0.00	0.86	0.00	0.14	0.00	0.00	0.00	1	1.00
1415 - 1430	0.00	0.00	0.75	0.00	0.06	0.19	0.00	0.00	1	1.09
Hourly Total	0.04	0.04	2.84	0.00	0.44	0.41	0.00	0.22	4	4.37
Hourly Average	0.01	0.01	0.71	0.00	0.11	0.10	0.00	0.06	1.00	1.09

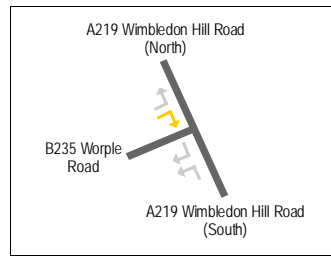
Inter Session Total	0.04	0.04	8.97	0.00	1.63	1.03	0.04	0.25	12	12.75
Inter Session Average	0.00	0.00	0.75	0.00	0.14	0.09	0.00	0.02	1.00	1.06



Movement 4.1: Left from B235 Worple Road to A219 Wimbledon Hill Road (North)									Original Data	
TIME	P/CYCLE	M/CYCLE	CAR	TAXI	LGV	OGV1	OGV2	BUS/COACH	TOTAL	PCU TOTAL
1500 - 1515	0	0	22	0	2	0	0	0	24	24.00
1515 - 1530	0	0	18	0	1	0	0	0	19	19.00
1530 - 1545	0	0	9	0	1	0	0	0	10	10.00
1545 - 1600	0	0	10	0	2	0	0	0	12	12.00
Hourly Total	0	0	59	0	6	0	0	0	65	65.00
Hourly Average	0.00	0.00	14.75	0.00	1.50	0.00	0.00	0.00	16.25	16.25
1600 - 1615	0	0	17	0	3	1	0	0	21	21.50
1615 - 1630	0	0	18	0	2	0	0	0	20	20.00
1630 - 1645	0	0	10	0	1	0	0	0	11	11.00
1645 - 1700	0	0	15	0	2	0	0	0	17	17.00
Hourly Total	0	0	60	0	8	1	0	0	69	69.50
Hourly Average	0.00	0.00	15.00	0.00	2.00	0.25	0.00	0.00	17.25	17.38
1700 - 1715	0	0	21	0	3	0	0	0	24	24.00
1715 - 1730	0	0	27	0	1	1	0	0	29	29.50
1730 - 1745	0	0	22	0	0	0	0	0	22	22.00
1745 - 1800	0	0	28	0	1	0	0	0	29	29.00
Hourly Total	0	0	98	0	5	1	0	0	104	104.50
Hourly Average	0.00	0.00	24.50	0.00	1.25	0.25	0.00	0.00	26.00	26.13
1800 - 1815	0	0	20	0	2	0	0	0	22	22.00
1815 - 1830	0	0	27	0	0	0	0	0	27	27.00
1830 - 1845	0	0	20	0	0	0	0	0	20	20.00
1845 - 1900	0	0	12	0	0	0	0	0	12	12.00
Hourly Total	0	0	79	0	2	0	0	0	81	81.00
Hourly Average	0.00	0.00	19.75	0.00	0.50	0.00	0.00	0.00	20.25	20.25
PM Session Total	0	0	296	0	21	2	0	0	319	320.00
PM Session Average	0.00	0.00	18.50	0.00	1.31	0.13	0.00	0.00	19.94	20.00

Movement 4.1: Left from B235 Worple Road to A219 Wimbledon Hill Road (North)									Flow in Vehicles / Hour	
TIME	P/CYCLE	M/CYCLE	CAR	TAXI	LGV	OGV1	OGV2	BUS/COACH	TOTAL	PCU TOTAL
1500 - 1515	0	0	88	0	8	0	0	0	96	96.00
1515 - 1530	0	0	72	0	4	0	0	0	76	76.00
1530 - 1545	0	0	36	0	4	0	0	0	40	40.00
1545 - 1600	0	0	40	0	8	0	0	0	48	48.00
Hourly Total	0	0	236	0	24	0	0	0	260	260.00
Hourly Average	0.00	0.00	59.00	0.00	6.00	0.00	0.00	0.00	65.00	65.00
1600 - 1615	0	0	68	0	12	4	0	0	84	86.00
1615 - 1630	0	0	72	0	8	0	0	0	80	80.00
1630 - 1645	0	0	40	0	4	0	0	0	44	44.00
1645 - 1700	0	0	60	0	8	0	0	0	68	68.00
Hourly Total	0	0	240	0	32	4	0	0	276	278.00
Hourly Average	0.00	0.00	60.00	0.00	8.00	1.00	0.00	0.00	69.00	69.50
1700 - 1715	0	0	84	0	12	0	0	0	96	96.00
1715 - 1730	0	0	108	0	4	4	0	0	116	118.00
1730 - 1745	0	0	88	0	0	0	0	0	88	88.00
1745 - 1800	0	0	112	0	4	0	0	0	116	116.00
Hourly Total	0	0	392	0	20	4	0	0	416	418.00
Hourly Average	0.00	0.00	98.00	0.00	5.00	1.00	0.00	0.00	104.00	104.50
1800 - 1815	0	0	80	0	8	0	0	0	88	88.00
1815 - 1830	0	0	108	0	0	0	0	0	108	108.00
1830 - 1845	0	0	80	0	0	0	0	0	80	80.00
1845 - 1900	0	0	48	0	0	0	0	0	48	48.00
Hourly Total	0	0	316	0	8	0	0	0	324	324.00
Hourly Average	0.00	0.00	79.00	0.00	2.00	0.00	0.00	0.00	81.00	81.00
PM Session Total	0	0	1184	0	84	8	0	0	1276	1280.00
PM Session Average	0.00	0.00	74.00	0.00	5.25	0.50	0.00	0.00	79.75	80.00

Movement 4.1: Left from B235 Worple Road to A219 Wimbledon Hill Road (North)									Traffic Mix	
TIME	P/CYCLE	M/CYCLE	CAR	TAXI	LGV	OGV1	OGV2	BUS/COACH	TOTAL	PCU TOTAL
1500 - 1515	0.00	0.00	0.92	0.00	0.08	0.00	0.00	0.00	1	1.00
1515 - 1530	0.00	0.00	0.95	0.00	0.05	0.00	0.00	0.00	1	1.00
1530 - 1545	0.00	0.00	0.90	0.00	0.10	0.00	0.00	0.00	1	1.00
1545 - 1600	0.00	0.00	0.83	0.00	0.17	0.00	0.00	0.00	1	1.00
Hourly Total	0.00	0.00	3.60	0.00	0.40	0.00	0.00	0.00	4	4.00
Hourly Average	0.00	0.00	0.90	0.00	0.10	0.00	0.00	0.00	1.00	1.00
1600 - 1615	0.00	0.00	0.81	0.00	0.14	0.05	0.00	0.00	1	1.02
1615 - 1630	0.00	0.00	0.90	0.00	0.10	0.00	0.00	0.00	1	1.00
1630 - 1645	0.00	0.00	0.91	0.00	0.09	0.00	0.00	0.00	1	1.00
1645 - 1700	0.00	0.00	0.88	0.00	0.12	0.00	0.00	0.00	1	1.00
Hourly Total	0.00	0.00	3.50	0.00	0.45	0.05	0.00	0.00	4	4.02
Hourly Average	0.00	0.00	0.88	0.00	0.11	0.01	0.00	0.00	1.00	1.01
1700 - 1715	0.00	0.00	0.88	0.00	0.13	0.00	0.00	0.00	1	1.00
1715 - 1730	0.00	0.00	0.93	0.00	0.03	0.03	0.00	0.00	1	1.02
1730 - 1745	0.00	0.00	1.00	0.00	0.00	0.00	0.00	0.00	1	1.00
1745 - 1800	0.00	0.00	0.97	0.00	0.03	0.00	0.00	0.00	1	1.00
Hourly Total	0.00	0.00	3.77	0.00	0.19	0.03	0.00	0.00	4	4.02
Hourly Average	0.00	0.00	0.94	0.00	0.05	0.01	0.00	0.00	1.00	1.00
1800 - 1815	0.00	0.00	0.91	0.00	0.09	0.00	0.00	0.00	1	1.00
1815 - 1830	0.00	0.00	1.00	0.00	0.00	0.00	0.00	0.00	1	1.00
1830 - 1845	0.00	0.00	1.00	0.00	0.00	0.00	0.00	0.00	1	1.00
1845 - 1900	0.00	0.00	1.00	0.00	0.00	0.00	0.00	0.00	1	1.00
Hourly Total	0.00	0.00	3.91	0.00	0.09	0.00	0.00	0.00	4	4.00
Hourly Average	0.00	0.00	0.98	0.00	0.02	0.00	0.00	0.00	1.00	1.00
PM Session Total	0.00	0.00	14.78	0.00	1.14	0.08	0.00	0.00	16.00	16.04
PM Session Average	0.00	0.00	0.92	0.00	0.07	0.01	0.00	0.00	1.00	1.00



Movement 4.2: Right from B235 Worple Road to A219 Wimbledon Hill Road (South)									Original Data	
TIME	P/CYCLE	M/CYCLE	CAR	TAXI	LGV	OGV1	OGV2	BUS/COACH	TOTAL	PCU TOTAL
0700 - 0715	0	0	1	0	0	0	0	7	8	15.00
0715 - 0730	0	0	0	0	0	0	0	12	12	24.00
0730 - 0745	0	0	0	0	0	0	0	8	8	16.00
0745 - 0800	0	0	0	0	2	0	0	7	9	16.00
Hourly Total	0	0	1	0	2	0	0	34	37	71.00
Hourly Average	0.00	0.00	0.25	0.00	0.50	0.00	0.00	8.50	9.25	17.75
0800 - 0815	0	0	2	0	0	0	0	8	10	18.00
0815 - 0830	0	0	0	0	0	0	0	4	4	8.00
0830 - 0845	0	0	1	0	0	0	0	5	6	11.00
0845 - 0900	0	0	0	0	0	0	0	8	8	16.00
Hourly Total	0	0	3	0	0	0	0	25	28	53.00
Hourly Average	0.00	0.00	0.75	0.00	0.00	0.00	0.00	6.25	7.00	13.25
0900 - 0915	0	0	0	0	0	0	0	7	7	14.00
0915 - 0930	0	0	3	0	0	0	0	8	11	19.00
0930 - 0945	0	0	0	0	2	0	0	7	9	16.00
0945 - 1000	0	0	0	0	0	0	0	5	5	10.00
Hourly Total	0	0	3	0	2	0	0	27	32	59.00
Hourly Average	0.00	0.00	0.75	0.00	0.50	0.00	0.00	6.75	8.00	14.75

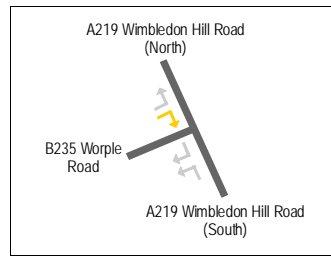
AM Session Total	0	0	7	0	4	0	0	86	97	183.00
AM Session Average	0.00	0.00	0.58	0.00	0.33	0.00	0.00	7.17	8.08	15.25

Movement 4.2: Right from B235 Worple Road to A219 Wimbledon Hill Road (South)									Flow in Vehicles / Hour	
TIME	P/CYCLE	M/CYCLE	CAR	TAXI	LGV	OGV1	OGV2	BUS/COACH	TOTAL	PCU TOTAL
0700 - 0715	0	0	4	0	0	0	0	28	32	60.00
0715 - 0730	0	0	0	0	0	0	0	48	48	96.00
0730 - 0745	0	0	0	0	0	0	0	32	32	64.00
0745 - 0800	0	0	0	0	8	0	0	28	36	64.00
Hourly Total	0	0	4	0	8	0	0	136	148	284.00
Hourly Average	0.00	0.00	1.00	0.00	2.00	0.00	0.00	34.00	37.00	71.00
0800 - 0815	0	0	8	0	0	0	0	32	40	72.00
0815 - 0830	0	0	0	0	0	0	0	16	16	32.00
0830 - 0845	0	0	4	0	0	0	0	20	24	44.00
0845 - 0900	0	0	0	0	0	0	0	32	32	64.00
Hourly Total	0	0	12	0	0	0	0	100	112	212.00
Hourly Average	0.00	0.00	3.00	0.00	0.00	0.00	0.00	25.00	28.00	53.00
0900 - 0915	0	0	0	0	0	0	0	28	28	56.00
0915 - 0930	0	0	12	0	0	0	0	32	44	76.00
0930 - 0945	0	0	0	0	8	0	0	28	36	64.00
0945 - 1000	0	0	0	0	0	0	0	20	20	40.00
Hourly Total	0	0	12	0	8	0	0	108	128	236.00
Hourly Average	0.00	0.00	3.00	0.00	2.00	0.00	0.00	27.00	32.00	59.00

AM Session Total	0	0	28	0	16	0	0	344	388	732.00
AM Session Average	0.00	0.00	2.33	0.00	1.33	0.00	0.00	28.67	32.33	61.00

Movement 4.2: Right from B235 Worple Road to A219 Wimbledon Hill Road (South)									Traffic Mix	
TIME	P/CYCLE	M/CYCLE	CAR	TAXI	LGV	OGV1	OGV2	BUS/COACH	TOTAL	PCU TOTAL
0700 - 0715	0.00	0.00	0.13	0.00	0.00	0.00	0.00	0.88	1	1.88
0715 - 0730	0.00	0.00	0.00	0.00	0.00	0.00	0.00	1.00	1	2.00
0730 - 0745	0.00	0.00	0.00	0.00	0.00	0.00	0.00	1.00	1	2.00
0745 - 0800	0.00	0.00	0.00	0.00	0.22	0.00	0.00	0.78	1	1.78
Hourly Total	0.00	0.00	0.13	0.00	0.22	0.00	0.00	3.65	4	7.65
Hourly Average	0.00	0.00	0.03	0.00	0.06	0.00	0.00	0.91	1.00	1.91
0800 - 0815	0.00	0.00	0.20	0.00	0.00	0.00	0.00	0.80	1	1.80
0815 - 0830	0.00	0.00	0.00	0.00	0.00	0.00	0.00	1.00	1	2.00
0830 - 0845	0.00	0.00	0.17	0.00	0.00	0.00	0.00	0.83	1	1.83
0845 - 0900	0.00	0.00	0.00	0.00	0.00	0.00	0.00	1.00	1	2.00
Hourly Total	0.00	0.00	0.37	0.00	0.00	0.00	0.00	3.63	4	7.63
Hourly Average	0.00	0.00	0.09	0.00	0.00	0.00	0.00	0.91	1.00	1.91
0900 - 0915	0.00	0.00	0.00	0.00	0.00	0.00	0.00	1.00	1	2.00
0915 - 0930	0.00	0.00	0.27	0.00	0.00	0.00	0.00	0.73	1	1.73
0930 - 0945	0.00	0.00	0.00	0.00	0.22	0.00	0.00	0.78	1	1.78
0945 - 1000	0.00	0.00	0.00	0.00	0.00	0.00	0.00	1.00	1	2.00
Hourly Total	0.00	0.00	0.27	0.00	0.22	0.00	0.00	3.51	4	7.51
Hourly Average	0.00	0.00	0.07	0.00	0.06	0.00	0.00	0.88	1.00	1.88

AM Session Total	0.00	0.00	0.76	0.00	0.44	0.00	0.00	10.79	12	22.79
AM Session Average	0.00	0.00	0.06	0.00	0.04	0.00	0.00	0.90	1.00	1.90



Movement 4.2: Right from B235 Worple Road to A219 Wimbledon Hill Road (South)									Original Data	
TIME	P/CYCLE	M/CYCLE	CAR	TAXI	LGV	OGV1	OGV2	BUS/COACH	TOTAL	PCU TOTAL
1130 - 1145	0	0	1	0	1	0	0	6	8	14.00
1145 - 1200	0	0	1	0	0	0	0	8	9	17.00
1200 - 1215	0	0	1	0	0	0	0	7	8	15.00
1215 - 1230	0	0	0	0	0	1	0	9	10	19.50
Hourly Total	0	0	3	0	1	1	0	30	35	65.50
Hourly Average	0.00	0.00	0.75	0.00	0.25	0.25	0.00	7.50	8.75	16.38
1230 - 1245	0	0	1	0	0	0	0	7	8	15.00
1245 - 1300	0	0	0	0	0	0	0	7	7	14.00
1300 - 1315	0	0	0	0	0	1	0	5	6	11.50
1315 - 1330	0	0	1	0	0	0	0	6	7	13.00
Hourly Total	0	0	2	0	0	1	0	25	28	53.50
Hourly Average	0.00	0.00	0.50	0.00	0.00	0.25	0.00	6.25	7.00	13.38
1330 - 1345	0	0	0	0	0	0	0	7	7	14.00
1345 - 1400	0	0	3	0	0	0	0	8	11	19.00
1400 - 1415	0	0	0	0	2	0	0	7	9	16.00
1415 - 1430	0	0	0	0	0	0	0	5	5	10.00
Hourly Total	0	0	3	0	2	0	0	27	32	59.00
Hourly Average	0.00	0.00	0.75	0.00	0.50	0.00	0.00	6.75	8.00	14.75

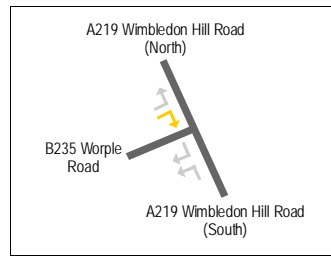
Inter Session Total	0	0	8	0	3	2	0	82	95	178.00
Inter Session Average	0.00	0.00	0.67	0.00	0.25	0.17	0.00	6.83	7.92	14.83

Movement 4.2: Right from B235 Worple Road to A219 Wimbledon Hill Road (South)									Flow in Vehicles / Hour	
TIME	P/CYCLE	M/CYCLE	CAR	TAXI	LGV	OGV1	OGV2	BUS/COACH	TOTAL	PCU TOTAL
1130 - 1145	0	0	4	0	4	0	0	24	32	56.00
1145 - 1200	0	0	4	0	0	0	0	32	36	68.00
1200 - 1215	0	0	4	0	0	0	0	28	32	60.00
1215 - 1230	0	0	0	0	0	4	0	36	40	78.00
Hourly Total	0	0	12	0	4	4	0	120	140	262.00
Hourly Average	0.00	0.00	3.00	0.00	1.00	1.00	0.00	30.00	35.00	65.50
1230 - 1245	0	0	4	0	0	0	0	28	32	60.00
1245 - 1300	0	0	0	0	0	0	0	28	28	56.00
1300 - 1315	0	0	0	0	0	4	0	20	24	46.00
1315 - 1330	0	0	4	0	0	0	0	24	28	52.00
Hourly Total	0	0	8	0	0	4	0	100	112	214.00
Hourly Average	0.00	0.00	2.00	0.00	0.00	1.00	0.00	25.00	28.00	53.50
1330 - 1345	0	0	0	0	0	0	0	28	28	56.00
1345 - 1400	0	0	12	0	0	0	0	32	44	76.00
1400 - 1415	0	0	0	0	8	0	0	28	36	64.00
1415 - 1430	0	0	0	0	0	0	0	20	20	40.00
Hourly Total	0	0	12	0	8	0	0	108	128	236.00
Hourly Average	0.00	0.00	3.00	0.00	2.00	0.00	0.00	27.00	32.00	59.00

Inter Session Total	0	0	32	0	12	8	0	328	380	712.00
Inter Session Average	0.00	0.00	2.67	0.00	1.00	0.67	0.00	27.33	31.67	59.33

Movement 4.2: Right from B235 Worple Road to A219 Wimbledon Hill Road (South)									Traffic Mix	
TIME	P/CYCLE	M/CYCLE	CAR	TAXI	LGV	OGV1	OGV2	BUS/COACH	TOTAL	PCU TOTAL
1130 - 1145	0.00	0.00	0.13	0.00	0.13	0.00	0.00	0.75	1	1.75
1145 - 1200	0.00	0.00	0.11	0.00	0.00	0.00	0.00	0.89	1	1.89
1200 - 1215	0.00	0.00	0.13	0.00	0.00	0.00	0.00	0.88	1	1.88
1215 - 1230	0.00	0.00	0.00	0.00	0.00	0.10	0.00	0.90	1	1.95
Hourly Total	0.00	0.00	0.36	0.00	0.13	0.10	0.00	3.41	4	7.46
Hourly Average	0.00	0.00	0.09	0.00	0.03	0.03	0.00	0.85	1.00	1.87
1230 - 1245	0.00	0.00	0.13	0.00	0.00	0.00	0.00	0.88	1	1.88
1245 - 1300	0.00	0.00	0.00	0.00	0.00	0.00	0.00	1.00	1	2.00
1300 - 1315	0.00	0.00	0.00	0.00	0.00	0.17	0.00	0.83	1	1.92
1315 - 1330	0.00	0.00	0.14	0.00	0.00	0.00	0.00	0.86	1	1.86
Hourly Total	0.00	0.00	0.27	0.00	0.00	0.17	0.00	3.57	4	7.65
Hourly Average	0.00	0.00	0.07	0.00	0.00	0.04	0.00	0.89	1.00	1.91
1330 - 1345	0.00	0.00	0.00	0.00	0.00	0.00	0.00	1.00	1	2.00
1345 - 1400	0.00	0.00	0.27	0.00	0.00	0.00	0.00	0.73	1	1.73
1400 - 1415	0.00	0.00	0.00	0.00	0.22	0.00	0.00	0.78	1	1.78
1415 - 1430	0.00	0.00	0.00	0.00	0.00	0.00	0.00	1.00	1	2.00
Hourly Total	0.00	0.00	0.27	0.00	0.22	0.00	0.00	3.51	4	7.51
Hourly Average	0.00	0.00	0.07	0.00	0.06	0.00	0.00	0.88	1.00	1.88

Inter Session Total	0.00	0.00	0.90	0.00	0.35	0.27	0.00	10.48	12	22.62
Inter Session Average	0.00	0.00	0.08	0.00	0.03	0.02	0.00	0.87	1.00	1.88



Movement 4.2: Right from B235 Worple Road to A219 Wimbledon Hill Road (South)									Original Data	
TIME	P/CYCLE	M/CYCLE	CAR	TAXI	LGV	OGV1	OGV2	BUS/COACH	TOTAL	PCU TOTAL
1500 - 1515	0	0	0	0	0	0	0	8	8	16.00
1515 - 1530	0	0	1	0	0	0	0	8	9	17.00
1530 - 1545	0	0	0	0	0	0	0	4	4	8.00
1545 - 1600	0	0	0	0	0	0	0	5	5	10.00
Hourly Total	0	0	1	0	0	0	0	25	26	51.00
Hourly Average	0.00	0.00	0.25	0.00	0.00	0.00	0.00	6.25	6.50	12.75
1600 - 1615	0	0	0	0	0	0	0	9	9	18.00
1615 - 1630	0	0	0	0	0	0	0	4	4	8.00
1630 - 1645	0	0	0	0	0	0	0	0	0	0.00
1645 - 1700	0	0	1	0	0	0	0	9	10	19.00
Hourly Total	0	0	1	0	0	0	0	22	23	45.00
Hourly Average	0.00	0.00	0.25	0.00	0.00	0.00	0.00	5.50	5.75	11.25
1700 - 1715	0	0	0	0	0	0	0	0	0	0.00
1715 - 1730	0	0	0	0	0	0	0	9	9	18.00
1730 - 1745	0	0	0	0	0	0	0	6	6	12.00
1745 - 1800	0	0	0	0	0	0	0	10	10	20.00
Hourly Total	0	0	0	0	0	0	0	25	25	50.00
Hourly Average	0.00	0.00	0.00	0.00	0.00	0.00	0.00	6.25	6.25	12.50
1800 - 1815	0	0	3	0	0	0	0	5	8	13.00
1815 - 1830	0	0	2	0	0	0	0	7	9	16.00
1830 - 1845	0	0	2	0	1	0	0	6	9	15.00
1845 - 1900	0	0	1	0	0	0	0	5	6	11.00
Hourly Total	0	0	8	0	1	0	0	23	32	55.00
Hourly Average	0.00	0.00	2.00	0.00	0.25	0.00	0.00	5.75	8.00	13.75
PM Session Total	0	0	10	0	1	0	0	95	106	201.00
PM Session Average	0.00	0.00	0.63	0.00	0.06	0.00	0.00	5.94	6.63	12.56

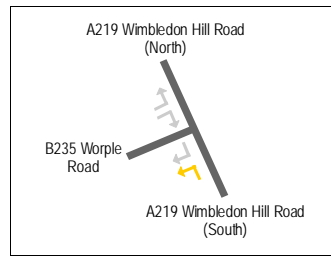
Movement 4.2: Right from B235 Worple Road to A219 Wimbledon Hill Road (South)									Flow in Vehicles / Hour	
TIME	P/CYCLE	M/CYCLE	CAR	TAXI	LGV	OGV1	OGV2	BUS/COACH	TOTAL	PCU TOTAL
1500 - 1515	0	0	0	0	0	0	0	32	32	64.00
1515 - 1530	0	0	4	0	0	0	0	32	36	68.00
1530 - 1545	0	0	0	0	0	0	0	16	16	32.00
1545 - 1600	0	0	0	0	0	0	0	20	20	40.00
Hourly Total	0	0	4	0	0	0	0	100	104	204.00
Hourly Average	0.00	0.00	1.00	0.00	0.00	0.00	0.00	25.00	26.00	51.00
1600 - 1615	0	0	0	0	0	0	0	36	36	72.00
1615 - 1630	0	0	0	0	0	0	0	16	16	32.00
1630 - 1645	0	0	0	0	0	0	0	0	0	0.00
1645 - 1700	0	0	4	0	0	0	0	36	40	76.00
Hourly Total	0	0	4	0	0	0	0	88	92	180.00
Hourly Average	0.00	0.00	1.00	0.00	0.00	0.00	0.00	22.00	23.00	45.00
1700 - 1715	0	0	0	0	0	0	0	0	0	0.00
1715 - 1730	0	0	0	0	0	0	0	36	36	72.00
1730 - 1745	0	0	0	0	0	0	0	24	24	48.00
1745 - 1800	0	0	0	0	0	0	0	40	40	80.00
Hourly Total	0	0	0	0	0	0	0	100	100	200.00
Hourly Average	0.00	0.00	0.00	0.00	0.00	0.00	0.00	25.00	25.00	50.00
1800 - 1815	0	0	12	0	0	0	0	20	32	52.00
1815 - 1830	0	0	8	0	0	0	0	28	36	64.00
1830 - 1845	0	0	8	0	4	0	0	24	36	60.00
1845 - 1900	0	0	4	0	0	0	0	20	24	44.00
Hourly Total	0	0	32	0	4	0	0	92	128	220.00
Hourly Average	0.00	0.00	8.00	0.00	1.00	0.00	0.00	23.00	32.00	55.00
PM Session Total	0	0	40	0	4	0	0	380	424	804.00
PM Session Average	0.00	0.00	2.50	0.00	0.25	0.00	0.00	23.75	26.50	50.25

Movement 4.2: Right from B235 Worple Road to A219 Wimbledon Hill Road (South)									Traffic Mix	
TIME	P/CYCLE	M/CYCLE	CAR	TAXI	LGV	OGV1	OGV2	BUS/COACH	TOTAL	PCU TOTAL
1500 - 1515	0.00	0.00	0.00	0.00	0.00	0.00	0.00	1.00	1	2.00
1515 - 1530	0.00	0.00	0.11	0.00	0.00	0.00	0.00	0.89	1	1.89
1530 - 1545	0.00	0.00	0.00	0.00	0.00	0.00	0.00	1.00	1	2.00
1545 - 1600	0.00	0.00	0.00	0.00	0.00	0.00	0.00	1.00	1	2.00
Hourly Total	0.00	0.00	0.11	0.00	0.00	0.00	0.00	3.89	4	7.89
Hourly Average	0.00	0.00	0.03	0.00	0.00	0.00	0.00	0.97	1.00	1.97
1600 - 1615	0.00	0.00	0.00	0.00	0.00	0.00	0.00	1.00	1	2.00
1615 - 1630	0.00	0.00	0.00	0.00	0.00	0.00	0.00	1.00	1	2.00
1630 - 1645	0.00	0.00	0.00	0.00	0.00	0.00	0.00	0.00	0	0.00
1645 - 1700	0.00	0.00	0.10	0.00	0.00	0.00	0.00	0.90	1	1.90
Hourly Total	0.00	0.00	0.10	0.00	0.00	0.00	0.00	2.90	3	5.90
Hourly Average	0.00	0.00	0.03	0.00	0.00	0.00	0.00	0.73	0.75	1.48
1700 - 1715	0.00	0.00	0.00	0.00	0.00	0.00	0.00	0.00	0	0.00
1715 - 1730	0.00	0.00	0.00	0.00	0.00	0.00	0.00	1.00	1	2.00
1730 - 1745	0.00	0.00	0.00	0.00	0.00	0.00	0.00	1.00	1	2.00
1745 - 1800	0.00	0.00	0.00	0.00	0.00	0.00	0.00	1.00	1	2.00
Hourly Total	0.00	0.00	0.00	0.00	0.00	0.00	0.00	3.00	3	6.00
Hourly Average	0.00	0.00	0.00	0.00	0.00	0.00	0.00	0.75	0.75	1.50
1800 - 1815	0.00	0.00	0.38	0.00	0.00	0.00	0.00	0.63	1	1.63
1815 - 1830	0.00	0.00	0.22	0.00	0.00	0.00	0.00	0.78	1	1.78
1830 - 1845	0.00	0.00	0.22	0.00	0.11	0.00	0.00	0.67	1	1.67
1845 - 1900	0.00	0.00	0.17	0.00	0.00	0.00	0.00	0.83	1	1.83
Hourly Total	0.00	0.00	0.99	0.00	0.11	0.00	0.00	2.90	4	6.90
Hourly Average	0.00	0.00	0.25	0.00	0.03	0.00	0.00	0.73	1.00	1.73
PM Session Total	0.00	0.00	1.20	0.00	0.11	0.00	0.00	12.69	14.00	26.69
PM Session Average	0.00	0.00	0.07	0.00	0.01	0.00	0.00	0.79	0.88	1.67

Wimbledon Town Centre Survey
Traffic Count Survey

Site 4 of 8
A219 Wimbledon Hill Road
B235 Worple Road

Date
Wednesday, 13th October 2004
0700 - 1000 (AM Peak)



Movement 4.3: Left from A219 Wimbledon Hill Road (South) to B235 Worple Road									Original Data	
TIME	P/CYCLE	M/CYCLE	CAR	TAXI	LGV	OGV1	OGV2	BUS/COACH	TOTAL	PCU TOTAL
0700 - 0715	0	0	2	0	0	0	0	1	3	4.00
0715 - 0730	0	0	1	0	0	0	0	1	2	3.00
0730 - 0745	0	0	1	0	0	0	0	3	4	7.00
0745 - 0800	0	0	0	0	0	0	0	1	1	2.00
Hourly Total	0	0	4	0	0	0	0	6	10	16.00
Hourly Average	0.00	0.00	1.00	0.00	0.00	0.00	0.00	1.50	2.50	4.00
0800 - 0815	0	0	1	0	0	0	0	2	3	5.00
0815 - 0830	0	0	0	0	0	0	0	2	2	4.00
0830 - 0845	0	0	0	0	0	0	0	3	3	6.00
0845 - 0900	0	0	2	0	0	0	0	3	5	8.00
Hourly Total	0	0	3	0	0	0	0	10	13	23.00
Hourly Average	0.00	0.00	0.75	0.00	0.00	0.00	0.00	2.50	3.25	5.75
0900 - 0915	0	0	1	0	0	0	0	3	4	7.00
0915 - 0930	0	0	0	0	0	0	0	4	4	8.00
0930 - 0945	0	0	0	0	0	1	0	0	1	1.50
0945 - 1000	0	0	0	0	0	0	0	1	1	2.00
Hourly Total	0	0	1	0	0	1	0	8	10	18.50
Hourly Average	0.00	0.00	0.25	0.00	0.00	0.25	0.00	2.00	2.50	4.63

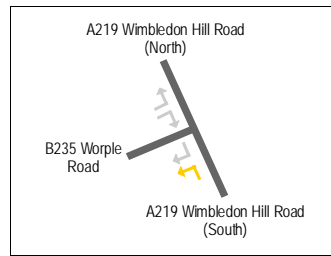
AM Session Total	0	0	8	0	0	1	0	24	33	57.50
AM Session Average	0.00	0.00	0.67	0.00	0.00	0.08	0.00	2.00	2.75	4.79

Movement 4.3: Left from A219 Wimbledon Hill Road (South) to B235 Worple Road									Flow in Vehicles / Hour	
TIME	P/CYCLE	M/CYCLE	CAR	TAXI	LGV	OGV1	OGV2	BUS/COACH	TOTAL	PCU TOTAL
0700 - 0715	0	0	8	0	0	0	0	4	12	16.00
0715 - 0730	0	0	4	0	0	0	0	4	8	12.00
0730 - 0745	0	0	4	0	0	0	0	12	16	28.00
0745 - 0800	0	0	0	0	0	0	0	4	4	8.00
Hourly Total	0	0	16	0	0	0	0	24	40	64.00
Hourly Average	0.00	0.00	4.00	0.00	0.00	0.00	0.00	6.00	10.00	16.00
0800 - 0815	0	0	4	0	0	0	0	8	12	20.00
0815 - 0830	0	0	0	0	0	0	0	8	8	16.00
0830 - 0845	0	0	0	0	0	0	0	12	12	24.00
0845 - 0900	0	0	8	0	0	0	0	12	20	32.00
Hourly Total	0	0	12	0	0	0	0	40	52	92.00
Hourly Average	0.00	0.00	3.00	0.00	0.00	0.00	0.00	10.00	13.00	23.00
0900 - 0915	0	0	4	0	0	0	0	12	16	28.00
0915 - 0930	0	0	0	0	0	0	0	16	16	32.00
0930 - 0945	0	0	0	0	0	4	0	0	4	6.00
0945 - 1000	0	0	0	0	0	0	0	4	4	8.00
Hourly Total	0	0	4	0	0	4	0	32	40	74.00
Hourly Average	0.00	0.00	1.00	0.00	0.00	1.00	0.00	8.00	10.00	18.50

AM Session Total	0	0	32	0	0	4	0	96	132	230.00
AM Session Average	0.00	0.00	2.67	0.00	0.00	0.33	0.00	8.00	11.00	19.17

Movement 4.3: Left from A219 Wimbledon Hill Road (South) to B235 Worple Road									Traffic Mix	
TIME	P/CYCLE	M/CYCLE	CAR	TAXI	LGV	OGV1	OGV2	BUS/COACH	TOTAL	PCU TOTAL
0700 - 0715	0.00	0.00	0.67	0.00	0.00	0.00	0.00	0.33	1	1.33
0715 - 0730	0.00	0.00	0.50	0.00	0.00	0.00	0.00	0.50	1	1.50
0730 - 0745	0.00	0.00	0.25	0.00	0.00	0.00	0.00	0.75	1	1.75
0745 - 0800	0.00	0.00	0.00	0.00	0.00	0.00	0.00	1.00	1	2.00
Hourly Total	0.00	0.00	1.42	0.00	0.00	0.00	0.00	2.58	4	6.58
Hourly Average	0.00	0.00	0.35	0.00	0.00	0.00	0.00	0.65	1.00	1.65
0800 - 0815	0.00	0.00	0.33	0.00	0.00	0.00	0.00	0.67	1	1.67
0815 - 0830	0.00	0.00	0.00	0.00	0.00	0.00	0.00	1.00	1	2.00
0830 - 0845	0.00	0.00	0.00	0.00	0.00	0.00	0.00	1.00	1	2.00
0845 - 0900	0.00	0.00	0.40	0.00	0.00	0.00	0.00	0.60	1	1.60
Hourly Total	0.00	0.00	0.73	0.00	0.00	0.00	0.00	3.27	4	7.27
Hourly Average	0.00	0.00	0.18	0.00	0.00	0.00	0.00	0.82	1.00	1.82
0900 - 0915	0.00	0.00	0.25	0.00	0.00	0.00	0.00	0.75	1	1.75
0915 - 0930	0.00	0.00	0.00	0.00	0.00	0.00	0.00	1.00	1	2.00
0930 - 0945	0.00	0.00	0.00	0.00	0.00	1.00	0.00	0.00	1	1.50
0945 - 1000	0.00	0.00	0.00	0.00	0.00	0.00	0.00	1.00	1	2.00
Hourly Total	0.00	0.00	0.25	0.00	0.00	1.00	0.00	2.75	4	7.25
Hourly Average	0.00	0.00	0.06	0.00	0.00	0.25	0.00	0.69	1.00	1.81

AM Session Total	0.00	0.00	2.40	0.00	0.00	1.00	0.00	8.60	12	21.10
AM Session Average	0.00	0.00	0.20	0.00	0.00	0.08	0.00	0.72	1.00	1.76



Movement 4.3: Left from A219 Wimbledon Hill Road (South) to B235 Worple Road									Original Data	
TIME	P/CYCLE	M/CYCLE	CAR	TAXI	LGV	OGV1	OGV2	BUS/COACH	TOTAL	PCU TOTAL
1130 - 1145	0	0	3	0	0	0	0	2	5	7.00
1145 - 1200	0	0	0	0	0	0	0	2	2	4.00
1200 - 1215	0	0	0	0	0	0	0	2	2	4.00
1215 - 1230	0	0	0	0	0	0	0	2	2	4.00
Hourly Total	0	0	3	0	0	0	0	8	11	19.00
Hourly Average	0.00	0.00	0.75	0.00	0.00	0.00	0.00	2.00	2.75	4.75
1230 - 1245	0	0	3	0	1	0	0	3	7	10.00
1245 - 1300	0	0	1	0	0	0	0	2	3	5.00
1300 - 1315	0	0	0	0	0	0	0	3	3	6.00
1315 - 1330	0	0	3	0	0	0	0	3	6	9.00
Hourly Total	0	0	7	0	1	0	0	11	19	30.00
Hourly Average	0.00	0.00	1.75	0.00	0.25	0.00	0.00	2.75	4.75	7.50
1330 - 1345	0	0	2	0	0	3	0	1	6	8.50
1345 - 1400	0	0	3	0	0	1	0	2	6	8.50
1400 - 1415	0	0	1	0	0	0	0	3	4	7.00
1415 - 1430	0	0	3	0	0	0	0	1	4	5.00
Hourly Total	0	0	9	0	0	4	0	7	20	29.00
Hourly Average	0.00	0.00	2.25	0.00	0.00	1.00	0.00	1.75	5.00	7.25

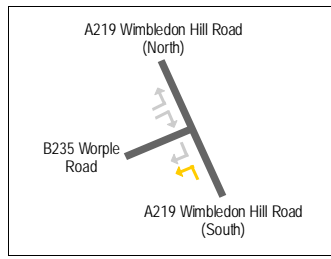
Inter Session Total	0	0	19	0	1	4	0	26	50	78.00
Inter Session Average	0.00	0.00	1.58	0.00	0.08	0.33	0.00	2.17	4.17	6.50

Movement 4.3: Left from A219 Wimbledon Hill Road (South) to B235 Worple Road									Flow in Vehicles / Hour	
TIME	P/CYCLE	M/CYCLE	CAR	TAXI	LGV	OGV1	OGV2	BUS/COACH	TOTAL	PCU TOTAL
1130 - 1145	0	0	12	0	0	0	0	8	20	28.00
1145 - 1200	0	0	0	0	0	0	0	8	8	16.00
1200 - 1215	0	0	0	0	0	0	0	8	8	16.00
1215 - 1230	0	0	0	0	0	0	0	8	8	16.00
Hourly Total	0	0	12	0	0	0	0	32	44	76.00
Hourly Average	0.00	0.00	3.00	0.00	0.00	0.00	0.00	8.00	11.00	19.00
1230 - 1245	0	0	12	0	4	0	0	12	28	40.00
1245 - 1300	0	0	4	0	0	0	0	8	12	20.00
1300 - 1315	0	0	0	0	0	0	0	12	12	24.00
1315 - 1330	0	0	12	0	0	0	0	12	24	36.00
Hourly Total	0	0	28	0	4	0	0	44	76	120.00
Hourly Average	0.00	0.00	7.00	0.00	1.00	0.00	0.00	11.00	19.00	30.00
1330 - 1345	0	0	8	0	0	12	0	4	24	34.00
1345 - 1400	0	0	12	0	0	4	0	8	24	34.00
1400 - 1415	0	0	4	0	0	0	0	12	16	28.00
1415 - 1430	0	0	12	0	0	0	0	4	16	20.00
Hourly Total	0	0	36	0	0	16	0	28	80	116.00
Hourly Average	0.00	0.00	9.00	0.00	0.00	4.00	0.00	7.00	20.00	29.00

Inter Session Total	0	0	76	0	4	16	0	104	200	312.00
Inter Session Average	0.00	0.00	6.33	0.00	0.33	1.33	0.00	8.67	16.67	26.00

Movement 4.3: Left from A219 Wimbledon Hill Road (South) to B235 Worple Road									Traffic Mix	
TIME	P/CYCLE	M/CYCLE	CAR	TAXI	LGV	OGV1	OGV2	BUS/COACH	TOTAL	PCU TOTAL
1130 - 1145	0.00	0.00	0.60	0.00	0.00	0.00	0.00	0.40	1	1.40
1145 - 1200	0.00	0.00	0.00	0.00	0.00	0.00	0.00	1.00	1	2.00
1200 - 1215	0.00	0.00	0.00	0.00	0.00	0.00	0.00	1.00	1	2.00
1215 - 1230	0.00	0.00	0.00	0.00	0.00	0.00	0.00	1.00	1	2.00
Hourly Total	0.00	0.00	0.60	0.00	0.00	0.00	0.00	3.40	4	7.40
Hourly Average	0.00	0.00	0.15	0.00	0.00	0.00	0.00	0.85	1.00	1.85
1230 - 1245	0.00	0.00	0.43	0.00	0.14	0.00	0.00	0.43	1	1.43
1245 - 1300	0.00	0.00	0.33	0.00	0.00	0.00	0.00	0.67	1	1.67
1300 - 1315	0.00	0.00	0.00	0.00	0.00	0.00	0.00	1.00	1	2.00
1315 - 1330	0.00	0.00	0.50	0.00	0.00	0.00	0.00	0.50	1	1.50
Hourly Total	0.00	0.00	1.26	0.00	0.14	0.00	0.00	2.60	4	6.60
Hourly Average	0.00	0.00	0.32	0.00	0.04	0.00	0.00	0.65	1.00	1.65
1330 - 1345	0.00	0.00	0.33	0.00	0.00	0.50	0.00	0.17	1	1.42
1345 - 1400	0.00	0.00	0.50	0.00	0.00	0.17	0.00	0.33	1	1.42
1400 - 1415	0.00	0.00	0.25	0.00	0.00	0.00	0.00	0.75	1	1.75
1415 - 1430	0.00	0.00	0.75	0.00	0.00	0.00	0.00	0.25	1	1.25
Hourly Total	0.00	0.00	1.83	0.00	0.00	0.67	0.00	1.50	4	5.83
Hourly Average	0.00	0.00	0.46	0.00	0.00	0.17	0.00	0.38	1.00	1.46

Inter Session Total	0.00	0.00	3.70	0.00	0.14	0.67	0.00	7.50	12	19.83
Inter Session Average	0.00	0.00	0.31	0.00	0.01	0.06	0.00	0.62	1.00	1.65



Movement 4.3: Left from A219 Wimbledon Hill Road (South) to B235 Worple Road									Original Data	
TIME	P/CYCLE	M/CYCLE	CAR	TAXI	LGV	OGV1	OGV2	BUS/COACH	TOTAL	PCU TOTAL
1500 - 1515	0	0	0	0	0	0	0	1	1	2.00
1515 - 1530	0	0	0	0	0	0	0	1	1	2.00
1530 - 1545	0	0	2	0	0	0	0	0	2	2.00
1545 - 1600	0	0	1	0	0	0	0	0	1	1.00
Hourly Total	0	0	3	0	0	0	0	2	5	7.00
Hourly Average	0.00	0.00	0.75	0.00	0.00	0.00	0.00	0.50	1.25	1.75
1600 - 1615	0	0	0	0	0	0	0	1	1	2.00
1615 - 1630	0	0	1	0	0	0	0	1	2	3.00
1630 - 1645	0	0	1	0	2	0	0	8	11	19.00
1645 - 1700	0	0	0	0	0	0	0	0	0	0.00
Hourly Total	0	0	2	0	2	0	0	10	14	24.00
Hourly Average	0.00	0.00	0.50	0.00	0.50	0.00	0.00	2.50	3.50	6.00
1700 - 1715	0	0	0	0	0	0	0	7	7	14.00
1715 - 1730	0	0	0	0	0	0	0	0	0	0.00
1730 - 1745	0	0	0	0	0	0	0	1	1	2.00
1745 - 1800	0	0	1	0	0	0	0	4	5	9.00
Hourly Total	0	0	1	0	0	0	0	12	13	25.00
Hourly Average	0.00	0.00	0.25	0.00	0.00	0.00	0.00	3.00	3.25	6.25
1800 - 1815	0	0	0	0	0	0	0	0	0	0.00
1815 - 1830	0	0	0	0	0	0	0	1	1	2.00
1830 - 1845	0	0	0	0	0	0	0	0	0	0.00
1845 - 1900	0	0	1	0	0	0	0	1	2	3.00
Hourly Total	0	0	1	0	0	0	0	2	3	5.00
Hourly Average	0.00	0.00	0.25	0.00	0.00	0.00	0.00	0.50	0.75	1.25
PM Session Total	0	0	7	0	2	0	0	26	35	61.00
PM Session Average	0.00	0.00	0.44	0.00	0.13	0.00	0.00	1.63	2.19	3.81

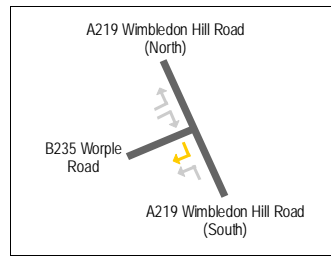
Movement 4.3: Left from A219 Wimbledon Hill Road (South) to B235 Worple Road									Flow in Vehicles / Hour	
TIME	P/CYCLE	M/CYCLE	CAR	TAXI	LGV	OGV1	OGV2	BUS/COACH	TOTAL	PCU TOTAL
1500 - 1515	0	0	0	0	0	0	0	4	4	8.00
1515 - 1530	0	0	0	0	0	0	0	4	4	8.00
1530 - 1545	0	0	8	0	0	0	0	0	8	8.00
1545 - 1600	0	0	4	0	0	0	0	0	4	4.00
Hourly Total	0	0	12	0	0	0	0	8	20	28.00
Hourly Average	0.00	0.00	3.00	0.00	0.00	0.00	0.00	2.00	5.00	7.00
1600 - 1615	0	0	0	0	0	0	0	4	4	8.00
1615 - 1630	0	0	4	0	0	0	0	4	8	12.00
1630 - 1645	0	0	4	0	8	0	0	32	44	76.00
1645 - 1700	0	0	0	0	0	0	0	0	0	0.00
Hourly Total	0	0	8	0	8	0	0	40	56	96.00
Hourly Average	0.00	0.00	2.00	0.00	2.00	0.00	0.00	10.00	14.00	24.00
1700 - 1715	0	0	0	0	0	0	0	28	28	56.00
1715 - 1730	0	0	0	0	0	0	0	0	0	0.00
1730 - 1745	0	0	0	0	0	0	0	4	4	8.00
1745 - 1800	0	0	4	0	0	0	0	16	20	36.00
Hourly Total	0	0	4	0	0	0	0	48	52	100.00
Hourly Average	0.00	0.00	1.00	0.00	0.00	0.00	0.00	12.00	13.00	25.00
1800 - 1815	0	0	0	0	0	0	0	0	0	0.00
1815 - 1830	0	0	0	0	0	0	0	4	4	8.00
1830 - 1845	0	0	0	0	0	0	0	0	0	0.00
1845 - 1900	0	0	4	0	0	0	0	4	8	12.00
Hourly Total	0	0	4	0	0	0	0	8	12	20.00
Hourly Average	0.00	0.00	1.00	0.00	0.00	0.00	0.00	2.00	3.00	5.00
PM Session Total	0	0	28	0	8	0	0	104	140	244.00
PM Session Average	0.00	0.00	1.75	0.00	0.50	0.00	0.00	6.50	8.75	15.25

Movement 4.3: Left from A219 Wimbledon Hill Road (South) to B235 Worple Road									Traffic Mix	
TIME	P/CYCLE	M/CYCLE	CAR	TAXI	LGV	OGV1	OGV2	BUS/COACH	TOTAL	PCU TOTAL
1500 - 1515	0.00	0.00	0.00	0.00	0.00	0.00	0.00	1.00	1	2.00
1515 - 1530	0.00	0.00	0.00	0.00	0.00	0.00	0.00	1.00	1	2.00
1530 - 1545	0.00	0.00	1.00	0.00	0.00	0.00	0.00	0.00	1	1.00
1545 - 1600	0.00	0.00	1.00	0.00	0.00	0.00	0.00	0.00	1	1.00
Hourly Total	0.00	0.00	2.00	0.00	0.00	0.00	0.00	2.00	4	6.00
Hourly Average	0.00	0.00	0.50	0.00	0.00	0.00	0.00	0.50	1.00	1.50
1600 - 1615	0.00	0.00	0.00	0.00	0.00	0.00	0.00	1.00	1	2.00
1615 - 1630	0.00	0.00	0.50	0.00	0.00	0.00	0.00	0.50	1	1.50
1630 - 1645	0.00	0.00	0.09	0.00	0.18	0.00	0.00	0.73	1	1.73
1645 - 1700	0.00	0.00	0.00	0.00	0.00	0.00	0.00	0.00	0	0.00
Hourly Total	0.00	0.00	0.59	0.00	0.18	0.00	0.00	2.23	3	5.23
Hourly Average	0.00	0.00	0.15	0.00	0.05	0.00	0.00	0.56	0.75	1.31
1700 - 1715	0.00	0.00	0.00	0.00	0.00	0.00	0.00	1.00	1	2.00
1715 - 1730	0.00	0.00	0.00	0.00	0.00	0.00	0.00	0.00	0	0.00
1730 - 1745	0.00	0.00	0.00	0.00	0.00	0.00	0.00	1.00	1	2.00
1745 - 1800	0.00	0.00	0.20	0.00	0.00	0.00	0.00	0.80	1	1.80
Hourly Total	0.00	0.00	0.20	0.00	0.00	0.00	0.00	2.80	3	5.80
Hourly Average	0.00	0.00	0.05	0.00	0.00	0.00	0.00	0.70	0.75	1.45
1800 - 1815	0.00	0.00	0.00	0.00	0.00	0.00	0.00	0.00	0	0.00
1815 - 1830	0.00	0.00	0.00	0.00	0.00	0.00	0.00	1.00	1	2.00
1830 - 1845	0.00	0.00	0.00	0.00	0.00	0.00	0.00	0.00	0	0.00
1845 - 1900	0.00	0.00	0.50	0.00	0.00	0.00	0.00	0.50	1	1.50
Hourly Total	0.00	0.00	0.50	0.00	0.00	0.00	0.00	1.50	2	3.50
Hourly Average	0.00	0.00	0.13	0.00	0.00	0.00	0.00	0.38	0.50	0.88
PM Session Total	0.00	0.00	3.29	0.00	0.18	0.00	0.00	8.53	12.00	20.53
PM Session Average	0.00	0.00	0.21	0.00	0.01	0.00	0.00	0.53	0.75	1.28

Wimbledon Town Centre Survey
Traffic Count Survey

Site 4 of 8
A219 Wimbledon Hill Road
B235 Worple Road

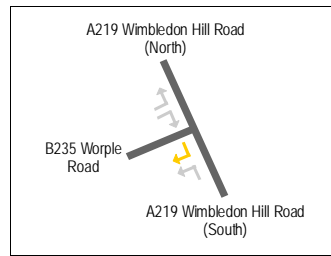
Date
Wednesday, 13th October 2004
0700 - 1000 (AM Peak)



Movement 4.4: Right from A219 Wimbledon Hill Road (North) to B235 Worple Road									Original Data	
TIME	P/CYCLE	M/CYCLE	CAR	TAXI	LGV	OGV1	OGV2	BUS/COACH	TOTAL	PCU TOTAL
0700 - 0715	0	0	17	0	1	1	0	0	19	19.50
0715 - 0730	0	0	14	0	1	0	0	1	16	17.00
0730 - 0745	0	0	16	0	2	0	0	0	18	18.00
0745 - 0800	0	0	33	0	5	0	0	0	38	38.00
Hourly Total	0	0	80	0	9	1	0	1	91	92.50
Hourly Average	0.00	0.00	20.00	0.00	2.25	0.25	0.00	0.25	22.75	23.13
0800 - 0815	0	0	38	0	0	0	0	0	38	38.00
0815 - 0830	0	0	25	0	4	0	2	0	31	33.60
0830 - 0845	0	0	26	0	3	0	0	0	29	29.00
0845 - 0900	0	0	27	0	0	1	0	0	28	28.50
Hourly Total	0	0	116	0	7	1	2	0	126	129.10
Hourly Average	0.00	0.00	29.00	0.00	1.75	0.25	0.50	0.00	31.50	32.28
0900 - 0915	0	0	23	0	0	0	0	0	23	23.00
0915 - 0930	0	0	18	0	0	3	1	0	22	24.80
0930 - 0945	0	0	16	0	3	0	0	0	19	19.00
0945 - 1000	0	0	30	0	3	5	0	0	38	40.50
Hourly Total	0	0	87	0	6	8	1	0	102	107.30
Hourly Average	0.00	0.00	21.75	0.00	1.50	2.00	0.25	0.00	25.50	26.83
AM Session Total	0	0	283	0	22	10	3	1	319	328.90
AM Session Average	0.00	0.00	23.58	0.00	1.83	0.83	0.25	0.08	26.58	27.41

Movement 4.4: Right from A219 Wimbledon Hill Road (North) to B235 Worple Road									Flow in Vehicles / Hour	
TIME	P/CYCLE	M/CYCLE	CAR	TAXI	LGV	OGV1	OGV2	BUS/COACH	TOTAL	PCU TOTAL
0700 - 0715	0	0	68	0	4	4	0	0	76	78.00
0715 - 0730	0	0	56	0	4	0	0	4	64	68.00
0730 - 0745	0	0	64	0	8	0	0	0	72	72.00
0745 - 0800	0	0	132	0	20	0	0	0	152	152.00
Hourly Total	0	0	320	0	36	4	0	4	364	370.00
Hourly Average	0.00	0.00	80.00	0.00	9.00	1.00	0.00	1.00	91.00	92.50
0800 - 0815	0	0	152	0	0	0	0	0	152	152.00
0815 - 0830	0	0	100	0	16	0	8	0	124	134.40
0830 - 0845	0	0	104	0	12	0	0	0	116	116.00
0845 - 0900	0	0	108	0	0	4	0	0	112	114.00
Hourly Total	0	0	464	0	28	4	8	0	504	516.40
Hourly Average	0.00	0.00	116.00	0.00	7.00	1.00	2.00	0.00	126.00	129.10
0900 - 0915	0	0	92	0	0	0	0	0	92	92.00
0915 - 0930	0	0	72	0	0	12	4	0	88	99.20
0930 - 0945	0	0	64	0	12	0	0	0	76	76.00
0945 - 1000	0	0	120	0	12	20	0	0	152	162.00
Hourly Total	0	0	348	0	24	32	4	0	408	429.20
Hourly Average	0.00	0.00	87.00	0.00	6.00	8.00	1.00	0.00	102.00	107.30
AM Session Total	0	0	1132	0	88	40	12	4	1276	1315.60
AM Session Average	0.00	0.00	94.33	0.00	7.33	3.33	1.00	0.33	106.33	109.63

Movement 4.4: Right from A219 Wimbledon Hill Road (North) to B235 Worple Road									Traffic Mix	
TIME	P/CYCLE	M/CYCLE	CAR	TAXI	LGV	OGV1	OGV2	BUS/COACH	TOTAL	PCU TOTAL
0700 - 0715	0.00	0.00	0.89	0.00	0.05	0.05	0.00	0.00	1	1.03
0715 - 0730	0.00	0.00	0.88	0.00	0.06	0.00	0.00	0.06	1	1.06
0730 - 0745	0.00	0.00	0.89	0.00	0.11	0.00	0.00	0.00	1	1.00
0745 - 0800	0.00	0.00	0.87	0.00	0.13	0.00	0.00	0.00	1	1.00
Hourly Total	0.00	0.00	3.53	0.00	0.36	0.05	0.00	0.06	4	4.09
Hourly Average	0.00	0.00	0.88	0.00	0.09	0.01	0.00	0.02	1.00	1.02
0800 - 0815	0.00	0.00	1.00	0.00	0.00	0.00	0.00	0.00	1	1.00
0815 - 0830	0.00	0.00	0.81	0.00	0.13	0.00	0.06	0.00	1	1.08
0830 - 0845	0.00	0.00	0.90	0.00	0.10	0.00	0.00	0.00	1	1.00
0845 - 0900	0.00	0.00	0.96	0.00	0.00	0.04	0.00	0.00	1	1.02
Hourly Total	0.00	0.00	3.67	0.00	0.23	0.04	0.06	0.00	4	4.10
Hourly Average	0.00	0.00	0.92	0.00	0.06	0.01	0.02	0.00	1.00	1.03
0900 - 0915	0.00	0.00	1.00	0.00	0.00	0.00	0.00	0.00	1	1.00
0915 - 0930	0.00	0.00	0.82	0.00	0.00	0.14	0.05	0.00	1	1.13
0930 - 0945	0.00	0.00	0.84	0.00	0.16	0.00	0.00	0.00	1	1.00
0945 - 1000	0.00	0.00	0.79	0.00	0.08	0.13	0.00	0.00	1	1.07
Hourly Total	0.00	0.00	3.45	0.00	0.24	0.27	0.05	0.00	4	4.19
Hourly Average	0.00	0.00	0.86	0.00	0.06	0.07	0.01	0.00	1.00	1.05
AM Session Total	0.00	0.00	10.64	0.00	0.83	0.36	0.11	0.06	12	12.38
AM Session Average	0.00	0.00	0.89	0.00	0.07	0.03	0.01	0.01	1.00	1.03



Movement 4.4: Right from A219 Wimbledon Hill Road (North) to B235 Worple Road									Original Data	
TIME	P/CYCLE	M/CYCLE	CAR	TAXI	LGV	OGV1	OGV2	BUS/COACH	TOTAL	PCU TOTAL
1130 - 1145	0	0	32	0	6	1	0	0	39	39.50
1145 - 1200	0	0	19	0	2	2	0	0	23	24.00
1200 - 1215	0	0	28	0	1	0	0	0	29	29.00
1215 - 1230	0	0	23	0	2	0	0	0	25	25.00
Hourly Total	0	0	102	0	11	3	0	0	116	117.50
Hourly Average	0.00	0.00	25.50	0.00	2.75	0.75	0.00	0.00	29.00	29.38
1230 - 1245	0	0	55	0	5	0	0	0	60	60.00
1245 - 1300	0	0	19	0	2	2	0	0	23	24.00
1300 - 1315	0	0	18	0	0	0	0	1	19	20.00
1315 - 1330	0	0	19	0	5	1	0	0	25	25.50
Hourly Total	0	0	111	0	12	3	0	1	127	129.50
Hourly Average	0.00	0.00	27.75	0.00	3.00	0.75	0.00	0.25	31.75	32.38
1330 - 1345	0	0	19	0	5	1	0	0	25	25.50
1345 - 1400	0	0	26	2	5	1	0	2	36	38.50
1400 - 1415	0	0	18	2	1	0	0	0	21	21.00
1415 - 1430	0	0	20	0	1	0	0	0	21	21.00
Hourly Total	0	0	83	4	12	2	0	2	103	106.00
Hourly Average	0.00	0.00	20.75	1.00	3.00	0.50	0.00	0.50	25.75	26.50

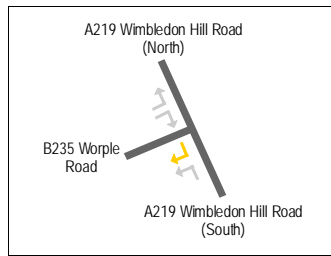
Inter Session Total	0	0	296	4	35	8	0	3	346	353.00
Inter Session Average	0.00	0.00	24.67	0.33	2.92	0.67	0.00	0.25	28.83	29.42

Movement 4.4: Right from A219 Wimbledon Hill Road (North) to B235 Worple Road									Flow in Vehicles / Hour	
TIME	P/CYCLE	M/CYCLE	CAR	TAXI	LGV	OGV1	OGV2	BUS/COACH	TOTAL	PCU TOTAL
1130 - 1145	0	0	128	0	24	4	0	0	156	158.00
1145 - 1200	0	0	76	0	8	8	0	0	92	96.00
1200 - 1215	0	0	112	0	4	0	0	0	116	116.00
1215 - 1230	0	0	92	0	8	0	0	0	100	100.00
Hourly Total	0	0	408	0	44	12	0	0	464	470.00
Hourly Average	0.00	0.00	102.00	0.00	11.00	3.00	0.00	0.00	116.00	117.50
1230 - 1245	0	0	220	0	20	0	0	0	240	240.00
1245 - 1300	0	0	76	0	8	8	0	0	92	96.00
1300 - 1315	0	0	72	0	0	0	0	4	76	80.00
1315 - 1330	0	0	76	0	20	4	0	0	100	102.00
Hourly Total	0	0	444	0	48	12	0	4	508	518.00
Hourly Average	0.00	0.00	111.00	0.00	12.00	3.00	0.00	1.00	127.00	129.50
1330 - 1345	0	0	76	0	20	4	0	0	100	102.00
1345 - 1400	0	0	104	8	20	4	0	8	144	154.00
1400 - 1415	0	0	72	8	4	0	0	0	84	84.00
1415 - 1430	0	0	80	0	4	0	0	0	84	84.00
Hourly Total	0	0	332	16	48	8	0	8	412	424.00
Hourly Average	0.00	0.00	83.00	4.00	12.00	2.00	0.00	2.00	103.00	106.00

Inter Session Total	0	0	1184	16	140	32	0	12	1384	1412.00
Inter Session Average	0.00	0.00	98.67	1.33	11.67	2.67	0.00	1.00	115.33	117.67

Movement 4.4: Right from A219 Wimbledon Hill Road (North) to B235 Worple Road									Traffic Mix	
TIME	P/CYCLE	M/CYCLE	CAR	TAXI	LGV	OGV1	OGV2	BUS/COACH	TOTAL	PCU TOTAL
1130 - 1145	0.00	0.00	0.82	0.00	0.15	0.03	0.00	0.00	1	1.01
1145 - 1200	0.00	0.00	0.83	0.00	0.09	0.09	0.00	0.00	1	1.04
1200 - 1215	0.00	0.00	0.97	0.00	0.03	0.00	0.00	0.00	1	1.00
1215 - 1230	0.00	0.00	0.92	0.00	0.08	0.00	0.00	0.00	1	1.00
Hourly Total	0.00	0.00	3.53	0.00	0.36	0.11	0.00	0.00	4	4.06
Hourly Average	0.00	0.00	0.88	0.00	0.09	0.03	0.00	0.00	1.00	1.01
1230 - 1245	0.00	0.00	0.92	0.00	0.08	0.00	0.00	0.00	1	1.00
1245 - 1300	0.00	0.00	0.83	0.00	0.09	0.09	0.00	0.00	1	1.04
1300 - 1315	0.00	0.00	0.95	0.00	0.00	0.00	0.00	0.05	1	1.05
1315 - 1330	0.00	0.00	0.76	0.00	0.20	0.04	0.00	0.00	1	1.02
Hourly Total	0.00	0.00	3.45	0.00	0.37	0.13	0.00	0.05	4	4.12
Hourly Average	0.00	0.00	0.86	0.00	0.09	0.03	0.00	0.01	1.00	1.03
1330 - 1345	0.00	0.00	0.76	0.00	0.20	0.04	0.00	0.00	1	1.02
1345 - 1400	0.00	0.00	0.72	0.06	0.14	0.03	0.00	0.06	1	1.07
1400 - 1415	0.00	0.00	0.86	0.10	0.05	0.00	0.00	0.00	1	1.00
1415 - 1430	0.00	0.00	0.95	0.00	0.05	0.00	0.00	0.00	1	1.00
Hourly Total	0.00	0.00	3.29	0.15	0.43	0.07	0.00	0.06	4	4.09
Hourly Average	0.00	0.00	0.82	0.04	0.11	0.02	0.00	0.01	1.00	1.02

Inter Session Total	0.00	0.00	10.27	0.15	1.16	0.31	0.00	0.11	12	12.26
Inter Session Average	0.00	0.00	0.86	0.01	0.10	0.03	0.00	0.01	1.00	1.02



TIME	Movement 4.4: Right from A219 Wimbledon Hill Road (North) to B235 Worple Road								Original Data	
	P/CYCLE	M/CYCLE	CAR	TAXI	LGV	OGV1	OGV2	BUS/COACH	TOTAL	PCU TOTAL
1500 - 1515	0	0	15	0	2	0	0	0	17	17.00
1515 - 1530	0	0	28	0	1	0	0	0	29	29.00
1530 - 1545	0	0	28	0	1	1	0	0	30	30.50
1545 - 1600	1	0	23	0	2	0	0	0	26	25.20
Hourly Total	1	0	94	0	6	1	0	0	102	101.70
Hourly Average	0.25	0.00	23.50	0.00	1.50	0.25	0.00	0.00	25.50	25.43
1600 - 1615	0	0	17	0	0	1	0	1	19	20.50
1615 - 1630	0	0	22	0	1	1	0	0	24	24.50
1630 - 1645	0	0	28	0	2	1	0	0	31	31.50
1645 - 1700	0	1	32	0	1	1	0	3	38	40.90
Hourly Total	0	1	99	0	4	4	0	4	112	117.40
Hourly Average	0.00	0.25	24.75	0.00	1.00	1.00	0.00	1.00	28.00	29.35
1700 - 1715	0	0	21	0	1	0	0	0	22	22.00
1715 - 1730	0	0	15	0	1	0	0	0	16	16.00
1730 - 1745	0	0	18	0	1	0	0	0	19	19.00
1745 - 1800	0	0	36	0	2	0	0	0	38	38.00
Hourly Total	0	0	90	0	5	0	0	0	95	95.00
Hourly Average	0.00	0.00	22.50	0.00	1.25	0.00	0.00	0.00	23.75	23.75
1800 - 1815	0	0	26	0	0	0	0	0	26	26.00
1815 - 1830	0	0	27	0	2	0	0	0	29	29.00
1830 - 1845	0	2	32	0	2	1	0	0	37	36.30
1845 - 1900	0	0	19	0	1	0	0	0	20	20.00
Hourly Total	0	2	104	0	5	1	0	0	112	111.30
Hourly Average	0.00	0.50	26.00	0.00	1.25	0.25	0.00	0.00	28.00	27.83
PM Session Total	1	3	387	0	20	6	0	4	421	425.40
PM Session Average	0.06	0.19	24.19	0.00	1.25	0.38	0.00	0.25	26.31	26.59

TIME	Movement 4.4: Right from A219 Wimbledon Hill Road (North) to B235 Worple Road								Flow in Vehicles / Hour	
	P/CYCLE	M/CYCLE	CAR	TAXI	LGV	OGV1	OGV2	BUS/COACH	TOTAL	PCU TOTAL
1500 - 1515	0	0	60	0	8	0	0	0	68	68.00
1515 - 1530	0	0	112	0	4	0	0	0	116	116.00
1530 - 1545	0	0	112	0	4	4	0	0	120	122.00
1545 - 1600	4	0	92	0	8	0	0	0	104	100.80
Hourly Total	4	0	376	0	24	4	0	0	408	406.80
Hourly Average	1.00	0.00	94.00	0.00	6.00	1.00	0.00	0.00	102.00	101.70
1600 - 1615	0	0	68	0	0	4	0	4	76	82.00
1615 - 1630	0	0	88	0	4	4	0	0	96	98.00
1630 - 1645	0	0	112	0	8	4	0	0	124	126.00
1645 - 1700	0	4	128	0	4	4	0	12	152	163.60
Hourly Total	0	4	396	0	16	16	0	16	448	469.60
Hourly Average	0.00	1.00	99.00	0.00	4.00	4.00	0.00	4.00	112.00	117.40
1700 - 1715	0	0	84	0	4	0	0	0	88	88.00
1715 - 1730	0	0	60	0	4	0	0	0	64	64.00
1730 - 1745	0	0	72	0	4	0	0	0	76	76.00
1745 - 1800	0	0	144	0	8	0	0	0	152	152.00
Hourly Total	0	0	360	0	20	0	0	0	380	380.00
Hourly Average	0.00	0.00	90.00	0.00	5.00	0.00	0.00	0.00	95.00	95.00
1800 - 1815	0	0	104	0	0	0	0	0	104	104.00
1815 - 1830	0	0	108	0	8	0	0	0	116	116.00
1830 - 1845	0	8	128	0	8	4	0	0	148	145.20
1845 - 1900	0	0	76	0	4	0	0	0	80	80.00
Hourly Total	0	8	416	0	20	4	0	0	448	445.20
Hourly Average	0.00	2.00	104.00	0.00	5.00	1.00	0.00	0.00	112.00	111.30
PM Session Total	4	12	1548	0	80	24	0	16	1684	1701.60
PM Session Average	0.25	0.75	96.75	0.00	5.00	1.50	0.00	1.00	105.25	106.35

TIME	Movement 4.4: Right from A219 Wimbledon Hill Road (North) to B235 Worple Road								Traffic Mix	
	P/CYCLE	M/CYCLE	CAR	TAXI	LGV	OGV1	OGV2	BUS/COACH	TOTAL	PCU TOTAL
1500 - 1515	0.00	0.00	0.88	0.00	0.12	0.00	0.00	0.00	1	1.00
1515 - 1530	0.00	0.00	0.97	0.00	0.03	0.00	0.00	0.00	1	1.00
1530 - 1545	0.00	0.00	0.93	0.00	0.03	0.03	0.00	0.00	1	1.02
1545 - 1600	0.04	0.00	0.88	0.00	0.08	0.00	0.00	0.00	1	0.97
Hourly Total	0.04	0.00	3.67	0.00	0.26	0.03	0.00	0.00	4	3.99
Hourly Average	0.01	0.00	0.92	0.00	0.07	0.01	0.00	0.00	1.00	1.00
1600 - 1615	0.00	0.00	0.89	0.00	0.00	0.05	0.00	0.05	1	1.08
1615 - 1630	0.00	0.00	0.92	0.00	0.04	0.04	0.00	0.00	1	1.02
1630 - 1645	0.00	0.00	0.90	0.00	0.06	0.03	0.00	0.00	1	1.02
1645 - 1700	0.00	0.03	0.84	0.00	0.03	0.03	0.00	0.08	1	1.08
Hourly Total	0.00	0.03	3.56	0.00	0.13	0.15	0.00	0.13	4	4.19
Hourly Average	0.00	0.01	0.89	0.00	0.03	0.04	0.00	0.03	1.00	1.05
1700 - 1715	0.00	0.00	0.95	0.00	0.05	0.00	0.00	0.00	1	1.00
1715 - 1730	0.00	0.00	0.94	0.00	0.06	0.00	0.00	0.00	1	1.00
1730 - 1745	0.00	0.00	0.95	0.00	0.05	0.00	0.00	0.00	1	1.00
1745 - 1800	0.00	0.00	0.95	0.00	0.05	0.00	0.00	0.00	1	1.00
Hourly Total	0.00	0.00	3.79	0.00	0.21	0.00	0.00	0.00	4	4.00
Hourly Average	0.00	0.00	0.95	0.00	0.05	0.00	0.00	0.00	1.00	1.00
1800 - 1815	0.00	0.00	1.00	0.00	0.00	0.00	0.00	0.00	1	1.00
1815 - 1830	0.00	0.00	0.93	0.00	0.07	0.00	0.00	0.00	1	1.00
1830 - 1845	0.00	0.05	0.86	0.00	0.05	0.03	0.00	0.00	1	0.98
1845 - 1900	0.00	0.00	0.95	0.00	0.05	0.00	0.00	0.00	1	1.00
Hourly Total	0.00	0.05	3.75	0.00	0.17	0.03	0.00	0.00	4	3.98
Hourly Average	0.00	0.01	0.94	0.00	0.04	0.01	0.00	0.00	1.00	1.00
PM Session Total	0.04	0.08	14.76	0.00	0.78	0.21	0.00	0.13	16.00	16.16
PM Session Average	0.00	0.01	0.92	0.00	0.05	0.01	0.00	0.01	1.00	1.01