

Movement 3.1: Left from Woodside to A219 Wimbledon Hill Road (South)									Original Data	
TIME	P/CYCLE	M/CYCLE	CAR	TAXI	LGV	OGV1	OGV2	BUS/COACH	TOTAL	PCU TOTAL
0700 - 0715	0	0	8	0	0	0	0	0	8	8.00
0715 - 0730	1	0	11	0	1	0	0	0	13	12.20
0730 - 0745	0	0	13	0	0	0	0	0	13	13.00
0745 - 0800	0	1	17	0	5	0	0	0	23	22.40
<b>Hourly Total</b>	<b>1</b>	<b>1</b>	<b>49</b>	<b>0</b>	<b>6</b>	<b>0</b>	<b>0</b>	<b>0</b>	<b>57</b>	<b>55.60</b>
<b>Hourly Average</b>	<b>0.25</b>	<b>0.25</b>	<b>12.25</b>	<b>0.00</b>	<b>1.50</b>	<b>0.00</b>	<b>0.00</b>	<b>0.00</b>	<b>14.25</b>	<b>13.90</b>
0800 - 0815	0	0	35	1	0	0	0	0	36	36.00
0815 - 0830	0	1	39	1	5	0	0	0	46	45.40
0830 - 0845	0	3	34	0	1	0	0	0	38	36.20
0845 - 0900	0	0	31	0	2	0	0	0	33	33.00
<b>Hourly Total</b>	<b>0</b>	<b>4</b>	<b>139</b>	<b>2</b>	<b>8</b>	<b>0</b>	<b>0</b>	<b>0</b>	<b>153</b>	<b>150.60</b>
<b>Hourly Average</b>	<b>0.00</b>	<b>1.00</b>	<b>34.75</b>	<b>0.50</b>	<b>2.00</b>	<b>0.00</b>	<b>0.00</b>	<b>0.00</b>	<b>38.25</b>	<b>37.65</b>
0900 - 0915	0	1	32	0	3	0	0	0	36	35.40
0915 - 0930	0	0	19	0	0	0	1	0	20	21.30
0930 - 0945	1	0	18	1	3	0	0	0	23	22.20
0945 - 1000	2	2	18	0	8	1	0	0	31	28.70
<b>Hourly Total</b>	<b>3</b>	<b>3</b>	<b>87</b>	<b>1</b>	<b>14</b>	<b>1</b>	<b>1</b>	<b>0</b>	<b>110</b>	<b>107.60</b>
<b>Hourly Average</b>	<b>0.75</b>	<b>0.75</b>	<b>21.75</b>	<b>0.25</b>	<b>3.50</b>	<b>0.25</b>	<b>0.25</b>	<b>0.00</b>	<b>27.50</b>	<b>26.90</b>

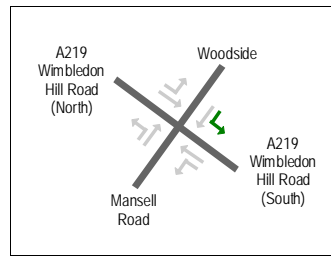
<b>AM Session Total</b>	<b>4</b>	<b>8</b>	<b>275</b>	<b>3</b>	<b>28</b>	<b>1</b>	<b>1</b>	<b>0</b>	<b>320</b>	<b>313.80</b>
<b>AM Session Average</b>	<b>0.33</b>	<b>0.67</b>	<b>22.92</b>	<b>0.25</b>	<b>2.33</b>	<b>0.08</b>	<b>0.08</b>	<b>0.00</b>	<b>26.67</b>	<b>26.15</b>

Movement 3.1: Left from Woodside to A219 Wimbledon Hill Road (South)									Flow in Vehicles / Hour	
TIME	P/CYCLE	M/CYCLE	CAR	TAXI	LGV	OGV1	OGV2	BUS/COACH	TOTAL	PCU TOTAL
0700 - 0715	0	0	32	0	0	0	0	0	32	32.00
0715 - 0730	4	0	44	0	4	0	0	0	52	48.80
0730 - 0745	0	0	52	0	0	0	0	0	52	52.00
0745 - 0800	0	4	68	0	20	0	0	0	92	89.60
<b>Hourly Total</b>	<b>4</b>	<b>4</b>	<b>196</b>	<b>0</b>	<b>24</b>	<b>0</b>	<b>0</b>	<b>0</b>	<b>228</b>	<b>222.40</b>
<b>Hourly Average</b>	<b>1.00</b>	<b>1.00</b>	<b>49.00</b>	<b>0.00</b>	<b>6.00</b>	<b>0.00</b>	<b>0.00</b>	<b>0.00</b>	<b>57.00</b>	<b>55.60</b>
0800 - 0815	0	0	140	4	0	0	0	0	144	144.00
0815 - 0830	0	4	156	4	20	0	0	0	184	181.60
0830 - 0845	0	12	136	0	4	0	0	0	152	144.80
0845 - 0900	0	0	124	0	8	0	0	0	132	132.00
<b>Hourly Total</b>	<b>0</b>	<b>16</b>	<b>556</b>	<b>8</b>	<b>32</b>	<b>0</b>	<b>0</b>	<b>0</b>	<b>612</b>	<b>602.40</b>
<b>Hourly Average</b>	<b>0.00</b>	<b>4.00</b>	<b>139.00</b>	<b>2.00</b>	<b>8.00</b>	<b>0.00</b>	<b>0.00</b>	<b>0.00</b>	<b>153.00</b>	<b>150.60</b>
0900 - 0915	0	4	128	0	12	0	0	0	144	141.60
0915 - 0930	0	0	76	0	0	0	4	0	80	85.20
0930 - 0945	4	0	72	4	12	0	0	0	92	88.80
0945 - 1000	8	8	72	0	32	4	0	0	124	114.80
<b>Hourly Total</b>	<b>12</b>	<b>12</b>	<b>348</b>	<b>4</b>	<b>56</b>	<b>4</b>	<b>4</b>	<b>0</b>	<b>440</b>	<b>430.40</b>
<b>Hourly Average</b>	<b>3.00</b>	<b>3.00</b>	<b>87.00</b>	<b>1.00</b>	<b>14.00</b>	<b>1.00</b>	<b>1.00</b>	<b>0.00</b>	<b>110.00</b>	<b>107.60</b>

<b>AM Session Total</b>	<b>16</b>	<b>32</b>	<b>1100</b>	<b>12</b>	<b>112</b>	<b>4</b>	<b>4</b>	<b>0</b>	<b>1280</b>	<b>1255.20</b>
<b>AM Session Average</b>	<b>1.33</b>	<b>2.67</b>	<b>91.67</b>	<b>1.00</b>	<b>9.33</b>	<b>0.33</b>	<b>0.33</b>	<b>0.00</b>	<b>106.67</b>	<b>104.60</b>

Movement 3.1: Left from Woodside to A219 Wimbledon Hill Road (South)									Traffic Mix	
TIME	P/CYCLE	M/CYCLE	CAR	TAXI	LGV	OGV1	OGV2	BUS/COACH	TOTAL	PCU TOTAL
0700 - 0715	0.00	0.00	1.00	0.00	0.00	0.00	0.00	0.00	1	1.00
0715 - 0730	0.08	0.00	0.85	0.00	0.08	0.00	0.00	0.00	1	0.94
0730 - 0745	0.00	0.00	1.00	0.00	0.00	0.00	0.00	0.00	1	1.00
0745 - 0800	0.00	0.04	0.74	0.00	0.22	0.00	0.00	0.00	1	0.97
<b>Hourly Total</b>	<b>0.08</b>	<b>0.04</b>	<b>3.59</b>	<b>0.00</b>	<b>0.29</b>	<b>0.00</b>	<b>0.00</b>	<b>0.00</b>	<b>4</b>	<b>3.91</b>
<b>Hourly Average</b>	<b>0.02</b>	<b>0.01</b>	<b>0.90</b>	<b>0.00</b>	<b>0.07</b>	<b>0.00</b>	<b>0.00</b>	<b>0.00</b>	<b>1.00</b>	<b>0.98</b>
0800 - 0815	0.00	0.00	0.97	0.03	0.00	0.00	0.00	0.00	1	1.00
0815 - 0830	0.00	0.02	0.85	0.02	0.11	0.00	0.00	0.00	1	0.99
0830 - 0845	0.00	0.08	0.89	0.00	0.03	0.00	0.00	0.00	1	0.95
0845 - 0900	0.00	0.00	0.94	0.00	0.06	0.00	0.00	0.00	1	1.00
<b>Hourly Total</b>	<b>0.00</b>	<b>0.10</b>	<b>3.65</b>	<b>0.05</b>	<b>0.20</b>	<b>0.00</b>	<b>0.00</b>	<b>0.00</b>	<b>4</b>	<b>3.94</b>
<b>Hourly Average</b>	<b>0.00</b>	<b>0.03</b>	<b>0.91</b>	<b>0.01</b>	<b>0.05</b>	<b>0.00</b>	<b>0.00</b>	<b>0.00</b>	<b>1.00</b>	<b>0.98</b>
0900 - 0915	0.00	0.03	0.89	0.00	0.08	0.00	0.00	0.00	1	0.98
0915 - 0930	0.00	0.00	0.95	0.00	0.00	0.00	0.05	0.00	1	1.07
0930 - 0945	0.04	0.00	0.78	0.04	0.13	0.00	0.00	0.00	1	0.97
0945 - 1000	0.06	0.06	0.58	0.00	0.26	0.03	0.00	0.00	1	0.93
<b>Hourly Total</b>	<b>0.11</b>	<b>0.09</b>	<b>3.20</b>	<b>0.04</b>	<b>0.47</b>	<b>0.03</b>	<b>0.05</b>	<b>0.00</b>	<b>4</b>	<b>3.94</b>
<b>Hourly Average</b>	<b>0.03</b>	<b>0.02</b>	<b>0.80</b>	<b>0.01</b>	<b>0.12</b>	<b>0.01</b>	<b>0.01</b>	<b>0.00</b>	<b>1.00</b>	<b>0.98</b>

<b>AM Session Total</b>	<b>0.18</b>	<b>0.24</b>	<b>10.44</b>	<b>0.09</b>	<b>0.96</b>	<b>0.03</b>	<b>0.05</b>	<b>0.00</b>	<b>12</b>	<b>11.79</b>
<b>AM Session Average</b>	<b>0.02</b>	<b>0.02</b>	<b>0.87</b>	<b>0.01</b>	<b>0.08</b>	<b>0.00</b>	<b>0.00</b>	<b>0.00</b>	<b>1.00</b>	<b>0.98</b>



Movement 3.1: Left from Woodside to A219 Wimbledon Hill Road (South)									Original Data	
TIME	P/CYCLE	M/CYCLE	CAR	TAXI	LGV	OGV1	OGV2	BUS/COACH	TOTAL	PCU TOTAL
1130 - 1145	0	0	35	0	5	0	0	0	40	40.00
1145 - 1200	0	0	16	1	1	0	0	0	18	18.00
1200 - 1215	1	0	30	2	5	0	0	0	38	37.20
1215 - 1230	0	2	25	0	6	1	0	0	34	33.30
<b>Hourly Total</b>	<b>1</b>	<b>2</b>	<b>106</b>	<b>3</b>	<b>17</b>	<b>1</b>	<b>0</b>	<b>0</b>	<b>130</b>	<b>128.50</b>
<b>Hourly Average</b>	<b>0.25</b>	<b>0.50</b>	<b>26.50</b>	<b>0.75</b>	<b>4.25</b>	<b>0.25</b>	<b>0.00</b>	<b>0.00</b>	<b>32.50</b>	<b>32.13</b>
1230 - 1245	1	0	13	1	3	0	0	0	18	17.20
1245 - 1300	1	0	19	0	5	2	0	0	27	27.20
1300 - 1315	0	0	20	0	1	0	0	0	21	21.00
1315 - 1330	0	0	19	2	4	1	1	0	27	28.80
<b>Hourly Total</b>	<b>2</b>	<b>0</b>	<b>71</b>	<b>3</b>	<b>13</b>	<b>3</b>	<b>1</b>	<b>0</b>	<b>93</b>	<b>94.20</b>
<b>Hourly Average</b>	<b>0.50</b>	<b>0.00</b>	<b>17.75</b>	<b>0.75</b>	<b>3.25</b>	<b>0.75</b>	<b>0.25</b>	<b>0.00</b>	<b>23.25</b>	<b>23.55</b>
1330 - 1345	0	0	22	0	4	0	0	0	26	26.00
1345 - 1400	2	1	17	0	2	0	0	0	22	19.80
1400 - 1415	0	0	20	1	4	0	0	0	25	25.00
1415 - 1430	0	1	22	0	2	0	0	0	25	24.40
<b>Hourly Total</b>	<b>2</b>	<b>2</b>	<b>81</b>	<b>1</b>	<b>12</b>	<b>0</b>	<b>0</b>	<b>0</b>	<b>98</b>	<b>95.20</b>
<b>Hourly Average</b>	<b>0.50</b>	<b>0.50</b>	<b>20.25</b>	<b>0.25</b>	<b>3.00</b>	<b>0.00</b>	<b>0.00</b>	<b>0.00</b>	<b>24.50</b>	<b>23.80</b>

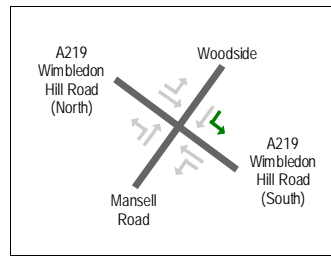
<b>Inter Session Total</b>	<b>5</b>	<b>4</b>	<b>258</b>	<b>7</b>	<b>42</b>	<b>4</b>	<b>1</b>	<b>0</b>	<b>321</b>	<b>317.90</b>
<b>Inter Session Average</b>	<b>0.42</b>	<b>0.33</b>	<b>21.50</b>	<b>0.58</b>	<b>3.50</b>	<b>0.33</b>	<b>0.08</b>	<b>0.00</b>	<b>26.75</b>	<b>26.49</b>

Movement 3.1: Left from Woodside to A219 Wimbledon Hill Road (South)									Flow in Vehicles / Hour	
TIME	P/CYCLE	M/CYCLE	CAR	TAXI	LGV	OGV1	OGV2	BUS/COACH	TOTAL	PCU TOTAL
1130 - 1145	0	0	140	0	20	0	0	0	160	160.00
1145 - 1200	0	0	64	4	4	0	0	0	72	72.00
1200 - 1215	4	0	120	8	20	0	0	0	152	148.80
1215 - 1230	0	8	100	0	24	4	0	0	136	133.20
<b>Hourly Total</b>	<b>4</b>	<b>8</b>	<b>424</b>	<b>12</b>	<b>68</b>	<b>4</b>	<b>0</b>	<b>0</b>	<b>520</b>	<b>514.00</b>
<b>Hourly Average</b>	<b>1.00</b>	<b>2.00</b>	<b>106.00</b>	<b>3.00</b>	<b>17.00</b>	<b>1.00</b>	<b>0.00</b>	<b>0.00</b>	<b>130.00</b>	<b>128.50</b>
1230 - 1245	4	0	52	4	12	0	0	0	72	68.80
1245 - 1300	4	0	76	0	20	8	0	0	108	108.80
1300 - 1315	0	0	80	0	4	0	0	0	84	84.00
1315 - 1330	0	0	76	8	16	4	4	0	108	115.20
<b>Hourly Total</b>	<b>8</b>	<b>0</b>	<b>284</b>	<b>12</b>	<b>52</b>	<b>12</b>	<b>4</b>	<b>0</b>	<b>372</b>	<b>376.80</b>
<b>Hourly Average</b>	<b>2.00</b>	<b>0.00</b>	<b>71.00</b>	<b>3.00</b>	<b>13.00</b>	<b>3.00</b>	<b>1.00</b>	<b>0.00</b>	<b>93.00</b>	<b>94.20</b>
1330 - 1345	0	0	88	0	16	0	0	0	104	104.00
1345 - 1400	8	4	68	0	8	0	0	0	88	79.20
1400 - 1415	0	0	80	4	16	0	0	0	100	100.00
1415 - 1430	0	4	88	0	8	0	0	0	100	97.60
<b>Hourly Total</b>	<b>8</b>	<b>8</b>	<b>324</b>	<b>4</b>	<b>48</b>	<b>0</b>	<b>0</b>	<b>0</b>	<b>392</b>	<b>380.80</b>
<b>Hourly Average</b>	<b>2.00</b>	<b>2.00</b>	<b>81.00</b>	<b>1.00</b>	<b>12.00</b>	<b>0.00</b>	<b>0.00</b>	<b>0.00</b>	<b>98.00</b>	<b>95.20</b>

<b>Inter Session Total</b>	<b>20</b>	<b>16</b>	<b>1032</b>	<b>28</b>	<b>168</b>	<b>16</b>	<b>4</b>	<b>0</b>	<b>1284</b>	<b>1271.60</b>
<b>Inter Session Average</b>	<b>1.67</b>	<b>1.33</b>	<b>86.00</b>	<b>2.33</b>	<b>14.00</b>	<b>1.33</b>	<b>0.33</b>	<b>0.00</b>	<b>107.00</b>	<b>105.97</b>

Movement 3.1: Left from Woodside to A219 Wimbledon Hill Road (South)									Traffic Mix	
TIME	P/CYCLE	M/CYCLE	CAR	TAXI	LGV	OGV1	OGV2	BUS/COACH	TOTAL	PCU TOTAL
1130 - 1145	0.00	0.00	0.88	0.00	0.13	0.00	0.00	0.00	1	1.00
1145 - 1200	0.00	0.00	0.89	0.06	0.06	0.00	0.00	0.00	1	1.00
1200 - 1215	0.03	0.00	0.79	0.05	0.13	0.00	0.00	0.00	1	0.98
1215 - 1230	0.00	0.06	0.74	0.00	0.18	0.03	0.00	0.00	1	0.98
<b>Hourly Total</b>	<b>0.03</b>	<b>0.06</b>	<b>3.29</b>	<b>0.11</b>	<b>0.49</b>	<b>0.03</b>	<b>0.00</b>	<b>0.00</b>	<b>4</b>	<b>3.96</b>
<b>Hourly Average</b>	<b>0.01</b>	<b>0.01</b>	<b>0.82</b>	<b>0.03</b>	<b>0.12</b>	<b>0.01</b>	<b>0.00</b>	<b>0.00</b>	<b>1.00</b>	<b>0.99</b>
1230 - 1245	0.06	0.00	0.72	0.06	0.17	0.00	0.00	0.00	1	0.96
1245 - 1300	0.04	0.00	0.70	0.00	0.19	0.07	0.00	0.00	1	1.01
1300 - 1315	0.00	0.00	0.95	0.00	0.05	0.00	0.00	0.00	1	1.00
1315 - 1330	0.00	0.00	0.70	0.07	0.15	0.04	0.04	0.00	1	1.07
<b>Hourly Total</b>	<b>0.09</b>	<b>0.00</b>	<b>3.08</b>	<b>0.13</b>	<b>0.55</b>	<b>0.11</b>	<b>0.04</b>	<b>0.00</b>	<b>4</b>	<b>4.03</b>
<b>Hourly Average</b>	<b>0.02</b>	<b>0.00</b>	<b>0.77</b>	<b>0.03</b>	<b>0.14</b>	<b>0.03</b>	<b>0.01</b>	<b>0.00</b>	<b>1.00</b>	<b>1.01</b>
1330 - 1345	0.00	0.00	0.85	0.00	0.15	0.00	0.00	0.00	1	1.00
1345 - 1400	0.09	0.05	0.77	0.00	0.09	0.00	0.00	0.00	1	0.90
1400 - 1415	0.00	0.00	0.80	0.04	0.16	0.00	0.00	0.00	1	1.00
1415 - 1430	0.00	0.04	0.88	0.00	0.08	0.00	0.00	0.00	1	0.98
<b>Hourly Total</b>	<b>0.09</b>	<b>0.09</b>	<b>3.30</b>	<b>0.04</b>	<b>0.48</b>	<b>0.00</b>	<b>0.00</b>	<b>0.00</b>	<b>4</b>	<b>3.88</b>
<b>Hourly Average</b>	<b>0.02</b>	<b>0.02</b>	<b>0.82</b>	<b>0.01</b>	<b>0.12</b>	<b>0.00</b>	<b>0.00</b>	<b>0.00</b>	<b>1.00</b>	<b>0.97</b>

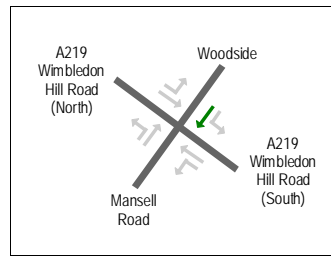
<b>Inter Session Total</b>	<b>0.21</b>	<b>0.14</b>	<b>9.67</b>	<b>0.28</b>	<b>1.52</b>	<b>0.14</b>	<b>0.04</b>	<b>0.00</b>	<b>12</b>	<b>11.86</b>
<b>Inter Session Average</b>	<b>0.02</b>	<b>0.01</b>	<b>0.81</b>	<b>0.02</b>	<b>0.13</b>	<b>0.01</b>	<b>0.00</b>	<b>0.00</b>	<b>1.00</b>	<b>0.99</b>



Movement 3.1: Left from Woodside to A219 Wimbledon Hill Road (South)									Original Data	
TIME	P/CYCLE	M/CYCLE	CAR	TAXI	LGV	OGV1	OGV2	BUS/COACH	TOTAL	PCU TOTAL
1500 - 1515	0	0	19	1	4	0	0	0	24	24.00
1515 - 1530	0	1	30	0	4	2	0	0	37	37.40
1530 - 1545	1	0	32	1	2	3	0	0	39	39.70
1545 - 1600	0	0	31	1	3	0	0	0	35	35.00
<b>Hourly Total</b>	<b>1</b>	<b>1</b>	<b>112</b>	<b>3</b>	<b>13</b>	<b>5</b>	<b>0</b>	<b>0</b>	<b>135</b>	<b>136.10</b>
<b>Hourly Average</b>	<b>0.25</b>	<b>0.25</b>	<b>28.00</b>	<b>0.75</b>	<b>3.25</b>	<b>1.25</b>	<b>0.00</b>	<b>0.00</b>	<b>33.75</b>	<b>34.03</b>
1600 - 1615	0	1	27	1	5	1	0	0	35	34.90
1615 - 1630	1	1	35	0	6	1	0	0	44	43.10
1630 - 1645	0	0	31	0	5	0	0	0	36	36.00
1645 - 1700	0	0	21	1	4	0	0	0	26	26.00
<b>Hourly Total</b>	<b>1</b>	<b>2</b>	<b>114</b>	<b>2</b>	<b>20</b>	<b>2</b>	<b>0</b>	<b>0</b>	<b>141</b>	<b>140.00</b>
<b>Hourly Average</b>	<b>0.25</b>	<b>0.50</b>	<b>28.50</b>	<b>0.50</b>	<b>5.00</b>	<b>0.50</b>	<b>0.00</b>	<b>0.00</b>	<b>35.25</b>	<b>35.00</b>
1700 - 1715	0	0	22	0	2	0	0	0	24	24.00
1715 - 1730	1	0	20	0	2	0	0	0	23	22.20
1730 - 1745	0	1	27	0	2	0	0	0	30	29.40
1745 - 1800	0	2	23	0	2	0	0	0	27	25.80
<b>Hourly Total</b>	<b>1</b>	<b>3</b>	<b>92</b>	<b>0</b>	<b>8</b>	<b>0</b>	<b>0</b>	<b>0</b>	<b>104</b>	<b>101.40</b>
<b>Hourly Average</b>	<b>0.25</b>	<b>0.75</b>	<b>23.00</b>	<b>0.00</b>	<b>2.00</b>	<b>0.00</b>	<b>0.00</b>	<b>0.00</b>	<b>26.00</b>	<b>25.35</b>
1800 - 1815	0	0	32	1	1	0	0	0	34	34.00
1815 - 1830	0	1	25	0	2	0	0	0	28	27.40
1830 - 1845	0	0	30	2	1	0	0	0	33	33.00
1845 - 1900	0	1	19	0	0	0	0	0	20	19.40
<b>Hourly Total</b>	<b>0</b>	<b>2</b>	<b>106</b>	<b>3</b>	<b>4</b>	<b>0</b>	<b>0</b>	<b>0</b>	<b>115</b>	<b>113.80</b>
<b>Hourly Average</b>	<b>0.00</b>	<b>0.50</b>	<b>26.50</b>	<b>0.75</b>	<b>1.00</b>	<b>0.00</b>	<b>0.00</b>	<b>0.00</b>	<b>28.75</b>	<b>28.45</b>
<b>PM Session Total</b>	<b>3</b>	<b>8</b>	<b>424</b>	<b>8</b>	<b>45</b>	<b>7</b>	<b>0</b>	<b>0</b>	<b>495</b>	<b>491.30</b>
<b>PM Session Average</b>	<b>0.19</b>	<b>0.50</b>	<b>26.50</b>	<b>0.50</b>	<b>2.81</b>	<b>0.44</b>	<b>0.00</b>	<b>0.00</b>	<b>30.94</b>	<b>30.71</b>

Movement 3.1: Left from Woodside to A219 Wimbledon Hill Road (South)									Flow in Vehicles / Hour	
TIME	P/CYCLE	M/CYCLE	CAR	TAXI	LGV	OGV1	OGV2	BUS/COACH	TOTAL	PCU TOTAL
1500 - 1515	0	0	76	4	16	0	0	0	96	96.00
1515 - 1530	0	4	120	0	16	8	0	0	148	149.60
1530 - 1545	4	0	128	4	8	12	0	0	156	158.80
1545 - 1600	0	0	124	4	12	0	0	0	140	140.00
<b>Hourly Total</b>	<b>4</b>	<b>4</b>	<b>448</b>	<b>12</b>	<b>52</b>	<b>20</b>	<b>0</b>	<b>0</b>	<b>540</b>	<b>544.40</b>
<b>Hourly Average</b>	<b>1.00</b>	<b>1.00</b>	<b>112.00</b>	<b>3.00</b>	<b>13.00</b>	<b>5.00</b>	<b>0.00</b>	<b>0.00</b>	<b>135.00</b>	<b>136.10</b>
1600 - 1615	0	4	108	4	20	4	0	0	140	139.60
1615 - 1630	4	4	140	0	24	4	0	0	176	172.40
1630 - 1645	0	0	124	0	20	0	0	0	144	144.00
1645 - 1700	0	0	84	4	16	0	0	0	104	104.00
<b>Hourly Total</b>	<b>4</b>	<b>8</b>	<b>456</b>	<b>8</b>	<b>80</b>	<b>8</b>	<b>0</b>	<b>0</b>	<b>564</b>	<b>560.00</b>
<b>Hourly Average</b>	<b>1.00</b>	<b>2.00</b>	<b>114.00</b>	<b>2.00</b>	<b>20.00</b>	<b>2.00</b>	<b>0.00</b>	<b>0.00</b>	<b>141.00</b>	<b>140.00</b>
1700 - 1715	0	0	88	0	8	0	0	0	96	96.00
1715 - 1730	4	0	80	0	8	0	0	0	92	88.80
1730 - 1745	0	4	108	0	8	0	0	0	120	117.60
1745 - 1800	0	8	92	0	8	0	0	0	108	103.20
<b>Hourly Total</b>	<b>4</b>	<b>12</b>	<b>368</b>	<b>0</b>	<b>32</b>	<b>0</b>	<b>0</b>	<b>0</b>	<b>416</b>	<b>405.60</b>
<b>Hourly Average</b>	<b>1.00</b>	<b>3.00</b>	<b>92.00</b>	<b>0.00</b>	<b>8.00</b>	<b>0.00</b>	<b>0.00</b>	<b>0.00</b>	<b>104.00</b>	<b>101.40</b>
1800 - 1815	0	0	128	4	4	0	0	0	136	136.00
1815 - 1830	0	4	100	0	8	0	0	0	112	109.60
1830 - 1845	0	0	120	8	4	0	0	0	132	132.00
1845 - 1900	0	4	76	0	0	0	0	0	80	77.60
<b>Hourly Total</b>	<b>0</b>	<b>8</b>	<b>424</b>	<b>12</b>	<b>16</b>	<b>0</b>	<b>0</b>	<b>0</b>	<b>460</b>	<b>455.20</b>
<b>Hourly Average</b>	<b>0.00</b>	<b>2.00</b>	<b>106.00</b>	<b>3.00</b>	<b>4.00</b>	<b>0.00</b>	<b>0.00</b>	<b>0.00</b>	<b>115.00</b>	<b>113.80</b>
<b>PM Session Total</b>	<b>12</b>	<b>32</b>	<b>1696</b>	<b>32</b>	<b>180</b>	<b>28</b>	<b>0</b>	<b>0</b>	<b>1980</b>	<b>1965.20</b>
<b>PM Session Average</b>	<b>0.75</b>	<b>2.00</b>	<b>106.00</b>	<b>2.00</b>	<b>11.25</b>	<b>1.75</b>	<b>0.00</b>	<b>0.00</b>	<b>123.75</b>	<b>122.83</b>

Movement 3.1: Left from Woodside to A219 Wimbledon Hill Road (South)									Traffic Mix	
TIME	P/CYCLE	M/CYCLE	CAR	TAXI	LGV	OGV1	OGV2	BUS/COACH	TOTAL	PCU TOTAL
1500 - 1515	0.00	0.00	0.79	0.04	0.17	0.00	0.00	0.00	1	1.00
1515 - 1530	0.00	0.03	0.81	0.00	0.11	0.05	0.00	0.00	1	1.01
1530 - 1545	0.03	0.00	0.82	0.03	0.05	0.08	0.00	0.00	1	1.02
1545 - 1600	0.00	0.00	0.89	0.03	0.09	0.00	0.00	0.00	1	1.00
<b>Hourly Total</b>	<b>0.03</b>	<b>0.03</b>	<b>3.31</b>	<b>0.10</b>	<b>0.41</b>	<b>0.13</b>	<b>0.00</b>	<b>0.00</b>	<b>4</b>	<b>4.03</b>
<b>Hourly Average</b>	<b>0.01</b>	<b>0.01</b>	<b>0.83</b>	<b>0.02</b>	<b>0.10</b>	<b>0.03</b>	<b>0.00</b>	<b>0.00</b>	<b>1.00</b>	<b>1.01</b>
1600 - 1615	0.00	0.03	0.77	0.03	0.14	0.03	0.00	0.00	1	1.00
1615 - 1630	0.02	0.02	0.80	0.00	0.14	0.02	0.00	0.00	1	0.98
1630 - 1645	0.00	0.00	0.86	0.00	0.14	0.00	0.00	0.00	1	1.00
1645 - 1700	0.00	0.00	0.81	0.04	0.15	0.00	0.00	0.00	1	1.00
<b>Hourly Total</b>	<b>0.02</b>	<b>0.05</b>	<b>3.24</b>	<b>0.07</b>	<b>0.57</b>	<b>0.05</b>	<b>0.00</b>	<b>0.00</b>	<b>4</b>	<b>3.98</b>
<b>Hourly Average</b>	<b>0.01</b>	<b>0.01</b>	<b>0.81</b>	<b>0.02</b>	<b>0.14</b>	<b>0.01</b>	<b>0.00</b>	<b>0.00</b>	<b>1.00</b>	<b>0.99</b>
1700 - 1715	0.00	0.00	0.92	0.00	0.08	0.00	0.00	0.00	1	1.00
1715 - 1730	0.04	0.00	0.87	0.00	0.09	0.00	0.00	0.00	1	0.97
1730 - 1745	0.00	0.03	0.90	0.00	0.07	0.00	0.00	0.00	1	0.98
1745 - 1800	0.00	0.07	0.85	0.00	0.07	0.00	0.00	0.00	1	0.96
<b>Hourly Total</b>	<b>0.04</b>	<b>0.11</b>	<b>3.54</b>	<b>0.00</b>	<b>0.31</b>	<b>0.00</b>	<b>0.00</b>	<b>0.00</b>	<b>4</b>	<b>3.90</b>
<b>Hourly Average</b>	<b>0.01</b>	<b>0.03</b>	<b>0.88</b>	<b>0.00</b>	<b>0.08</b>	<b>0.00</b>	<b>0.00</b>	<b>0.00</b>	<b>1.00</b>	<b>0.98</b>
1800 - 1815	0.00	0.00	0.94	0.03	0.03	0.00	0.00	0.00	1	1.00
1815 - 1830	0.00	0.04	0.89	0.00	0.07	0.00	0.00	0.00	1	0.98
1830 - 1845	0.00	0.00	0.91	0.06	0.03	0.00	0.00	0.00	1	1.00
1845 - 1900	0.00	0.05	0.95	0.00	0.00	0.00	0.00	0.00	1	0.97
<b>Hourly Total</b>	<b>0.00</b>	<b>0.09</b>	<b>3.69</b>	<b>0.09</b>	<b>0.13</b>	<b>0.00</b>	<b>0.00</b>	<b>0.00</b>	<b>4</b>	<b>3.95</b>
<b>Hourly Average</b>	<b>0.00</b>	<b>0.02</b>	<b>0.92</b>	<b>0.02</b>	<b>0.03</b>	<b>0.00</b>	<b>0.00</b>	<b>0.00</b>	<b>1.00</b>	<b>0.99</b>
<b>PM Session Total</b>	<b>0.09</b>	<b>0.27</b>	<b>13.78</b>	<b>0.25</b>	<b>1.43</b>	<b>0.18</b>	<b>0.00</b>	<b>0.00</b>	<b>16.00</b>	<b>15.85</b>
<b>PM Session Average</b>	<b>0.01</b>	<b>0.02</b>	<b>0.86</b>	<b>0.02</b>	<b>0.09</b>	<b>0.01</b>	<b>0.00</b>	<b>0.00</b>	<b>1.00</b>	<b>0.99</b>



Movement 3.2: Westbound from Woodside to Mansell Road									Original Data	
TIME	P/CYCLE	M/CYCLE	CAR	TAXI	LGV	OGV1	OGV2	BUS/COACH	TOTAL	PCU TOTAL
0700 - 0715	0	1	0	0	0	0	0	0	1	0.40
0715 - 0730	0	0	0	0	0	0	0	0	0	0.00
0730 - 0745	0	0	0	0	0	0	0	0	0	0.00
0745 - 0800	0	0	0	0	0	0	0	0	0	0.00
<b>Hourly Total</b>	<b>0</b>	<b>1</b>	<b>0</b>	<b>0</b>	<b>0</b>	<b>0</b>	<b>0</b>	<b>0</b>	<b>1</b>	<b>0.40</b>
<b>Hourly Average</b>	<b>0.00</b>	<b>0.25</b>	<b>0.00</b>	<b>0.00</b>	<b>0.00</b>	<b>0.00</b>	<b>0.00</b>	<b>0.00</b>	<b>0.25</b>	<b>0.10</b>
0800 - 0815	1	0	0	0	0	0	0	0	1	0.20
0815 - 0830	0	0	0	0	0	0	0	0	0	0.00
0830 - 0845	1	0	0	0	0	0	0	0	1	0.20
0845 - 0900	1	0	0	0	0	0	0	0	1	0.20
<b>Hourly Total</b>	<b>3</b>	<b>0</b>	<b>0</b>	<b>0</b>	<b>0</b>	<b>0</b>	<b>0</b>	<b>0</b>	<b>3</b>	<b>0.60</b>
<b>Hourly Average</b>	<b>0.75</b>	<b>0.00</b>	<b>0.00</b>	<b>0.00</b>	<b>0.00</b>	<b>0.00</b>	<b>0.00</b>	<b>0.00</b>	<b>0.75</b>	<b>0.15</b>
0900 - 0915	1	0	0	0	0	0	0	0	1	0.20
0915 - 0930	0	0	0	0	0	0	0	0	0	0.00
0930 - 0945	1	0	0	0	0	0	0	0	1	0.20
0945 - 1000	1	0	0	0	0	0	0	0	1	0.20
<b>Hourly Total</b>	<b>3</b>	<b>0</b>	<b>0</b>	<b>0</b>	<b>0</b>	<b>0</b>	<b>0</b>	<b>0</b>	<b>3</b>	<b>0.60</b>
<b>Hourly Average</b>	<b>0.75</b>	<b>0.00</b>	<b>0.00</b>	<b>0.00</b>	<b>0.00</b>	<b>0.00</b>	<b>0.00</b>	<b>0.00</b>	<b>0.75</b>	<b>0.15</b>

<b>AM Session Total</b>	<b>6</b>	<b>1</b>	<b>0</b>	<b>0</b>	<b>0</b>	<b>0</b>	<b>0</b>	<b>0</b>	<b>7</b>	<b>1.60</b>
<b>AM Session Average</b>	<b>0.50</b>	<b>0.08</b>	<b>0.00</b>	<b>0.00</b>	<b>0.00</b>	<b>0.00</b>	<b>0.00</b>	<b>0.00</b>	<b>0.58</b>	<b>0.13</b>

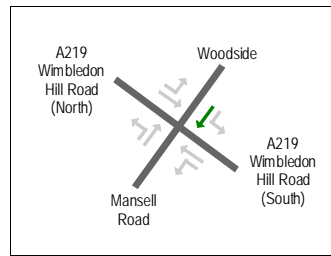
Movement 3.2: Westbound from Woodside to Mansell Road									Flow in Vehicles / Hour	
TIME	P/CYCLE	M/CYCLE	CAR	TAXI	LGV	OGV1	OGV2	BUS/COACH	TOTAL	PCU TOTAL
0700 - 0715	0	4	0	0	0	0	0	0	4	1.60
0715 - 0730	0	0	0	0	0	0	0	0	0	0.00
0730 - 0745	0	0	0	0	0	0	0	0	0	0.00
0745 - 0800	0	0	0	0	0	0	0	0	0	0.00
<b>Hourly Total</b>	<b>0</b>	<b>4</b>	<b>0</b>	<b>0</b>	<b>0</b>	<b>0</b>	<b>0</b>	<b>0</b>	<b>4</b>	<b>1.60</b>
<b>Hourly Average</b>	<b>0.00</b>	<b>1.00</b>	<b>0.00</b>	<b>0.00</b>	<b>0.00</b>	<b>0.00</b>	<b>0.00</b>	<b>0.00</b>	<b>1.00</b>	<b>0.40</b>
0800 - 0815	4	0	0	0	0	0	0	0	4	0.80
0815 - 0830	0	0	0	0	0	0	0	0	0	0.00
0830 - 0845	4	0	0	0	0	0	0	0	4	0.80
0845 - 0900	4	0	0	0	0	0	0	0	4	0.80
<b>Hourly Total</b>	<b>12</b>	<b>0</b>	<b>0</b>	<b>0</b>	<b>0</b>	<b>0</b>	<b>0</b>	<b>0</b>	<b>12</b>	<b>2.40</b>
<b>Hourly Average</b>	<b>3.00</b>	<b>0.00</b>	<b>0.00</b>	<b>0.00</b>	<b>0.00</b>	<b>0.00</b>	<b>0.00</b>	<b>0.00</b>	<b>3.00</b>	<b>0.60</b>
0900 - 0915	4	0	0	0	0	0	0	0	4	0.80
0915 - 0930	0	0	0	0	0	0	0	0	0	0.00
0930 - 0945	4	0	0	0	0	0	0	0	4	0.80
0945 - 1000	4	0	0	0	0	0	0	0	4	0.80
<b>Hourly Total</b>	<b>12</b>	<b>0</b>	<b>0</b>	<b>0</b>	<b>0</b>	<b>0</b>	<b>0</b>	<b>0</b>	<b>12</b>	<b>2.40</b>
<b>Hourly Average</b>	<b>3.00</b>	<b>0.00</b>	<b>0.00</b>	<b>0.00</b>	<b>0.00</b>	<b>0.00</b>	<b>0.00</b>	<b>0.00</b>	<b>3.00</b>	<b>0.60</b>

<b>AM Session Total</b>	<b>24</b>	<b>4</b>	<b>0</b>	<b>0</b>	<b>0</b>	<b>0</b>	<b>0</b>	<b>0</b>	<b>28</b>	<b>6.40</b>
<b>AM Session Average</b>	<b>2.00</b>	<b>0.33</b>	<b>0.00</b>	<b>0.00</b>	<b>0.00</b>	<b>0.00</b>	<b>0.00</b>	<b>0.00</b>	<b>2.33</b>	<b>0.53</b>

Movement 3.2: Westbound from Woodside to Mansell Road									Traffic Mix	
TIME	P/CYCLE	M/CYCLE	CAR	TAXI	LGV	OGV1	OGV2	BUS/COACH	TOTAL	PCU TOTAL
0700 - 0715	0.00	1.00	0.00	0.00	0.00	0.00	0.00	0.00	1	0.40
0715 - 0730	0.00	0.00	0.00	0.00	0.00	0.00	0.00	0.00	0	0.00
0730 - 0745	0.00	0.00	0.00	0.00	0.00	0.00	0.00	0.00	0	0.00
0745 - 0800	0.00	0.00	0.00	0.00	0.00	0.00	0.00	0.00	0	0.00
<b>Hourly Total</b>	<b>0.00</b>	<b>1.00</b>	<b>0.00</b>	<b>0.00</b>	<b>0.00</b>	<b>0.00</b>	<b>0.00</b>	<b>0.00</b>	<b>1</b>	<b>0.40</b>
<b>Hourly Average</b>	<b>0.00</b>	<b>0.25</b>	<b>0.00</b>	<b>0.00</b>	<b>0.00</b>	<b>0.00</b>	<b>0.00</b>	<b>0.00</b>	<b>0.25</b>	<b>0.10</b>
0800 - 0815	1.00	0.00	0.00	0.00	0.00	0.00	0.00	0.00	1	0.20
0815 - 0830	0.00	0.00	0.00	0.00	0.00	0.00	0.00	0.00	0	0.00
0830 - 0845	1.00	0.00	0.00	0.00	0.00	0.00	0.00	0.00	1	0.20
0845 - 0900	1.00	0.00	0.00	0.00	0.00	0.00	0.00	0.00	1	0.20
<b>Hourly Total</b>	<b>3.00</b>	<b>0.00</b>	<b>0.00</b>	<b>0.00</b>	<b>0.00</b>	<b>0.00</b>	<b>0.00</b>	<b>0.00</b>	<b>3</b>	<b>0.60</b>
<b>Hourly Average</b>	<b>0.75</b>	<b>0.00</b>	<b>0.00</b>	<b>0.00</b>	<b>0.00</b>	<b>0.00</b>	<b>0.00</b>	<b>0.00</b>	<b>0.75</b>	<b>0.15</b>
0900 - 0915	1.00	0.00	0.00	0.00	0.00	0.00	0.00	0.00	1	0.20
0915 - 0930	0.00	0.00	0.00	0.00	0.00	0.00	0.00	0.00	0	0.00
0930 - 0945	1.00	0.00	0.00	0.00	0.00	0.00	0.00	0.00	1	0.20
0945 - 1000	1.00	0.00	0.00	0.00	0.00	0.00	0.00	0.00	1	0.20
<b>Hourly Total</b>	<b>3.00</b>	<b>0.00</b>	<b>0.00</b>	<b>0.00</b>	<b>0.00</b>	<b>0.00</b>	<b>0.00</b>	<b>0.00</b>	<b>3</b>	<b>0.60</b>
<b>Hourly Average</b>	<b>0.75</b>	<b>0.00</b>	<b>0.00</b>	<b>0.00</b>	<b>0.00</b>	<b>0.00</b>	<b>0.00</b>	<b>0.00</b>	<b>0.75</b>	<b>0.15</b>

<b>AM Session Total</b>	<b>6.00</b>	<b>1.00</b>	<b>0.00</b>	<b>0.00</b>	<b>0.00</b>	<b>0.00</b>	<b>0.00</b>	<b>0.00</b>	<b>7</b>	<b>1.60</b>
<b>AM Session Average</b>	<b>0.50</b>	<b>0.08</b>	<b>0.00</b>	<b>0.00</b>	<b>0.00</b>	<b>0.00</b>	<b>0.00</b>	<b>0.00</b>	<b>0.58</b>	<b>0.13</b>

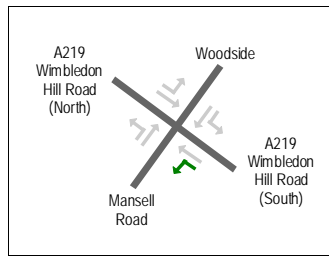




Movement 3.2: Westbound from Woodside to Mansell Road									Original Data	
TIME	P/CYCLE	M/CYCLE	CAR	TAXI	LGV	OGV1	OGV2	BUS/COACH	TOTAL	PCU TOTAL
1500 - 1515	0	0	0	0	0	0	0	0	0	0.00
1515 - 1530	0	0	0	0	0	0	0	0	0	0.00
1530 - 1545	0	0	0	0	0	0	0	0	0	0.00
1545 - 1600	0	0	0	0	0	0	0	0	0	0.00
<b>Hourly Total</b>	<b>0</b>	<b>0</b>	<b>0</b>	<b>0</b>	<b>0</b>	<b>0</b>	<b>0</b>	<b>0</b>	<b>0</b>	<b>0.00</b>
<b>Hourly Average</b>	<b>0.00</b>	<b>0.00</b>	<b>0.00</b>	<b>0.00</b>	<b>0.00</b>	<b>0.00</b>	<b>0.00</b>	<b>0.00</b>	<b>0.00</b>	<b>0.00</b>
1600 - 1615	0	0	0	0	0	0	0	0	0	0.00
1615 - 1630	0	0	0	0	0	0	0	0	0	0.00
1630 - 1645	0	0	0	0	0	0	0	0	0	0.00
1645 - 1700	0	0	0	0	0	0	0	0	0	0.00
<b>Hourly Total</b>	<b>0</b>	<b>0</b>	<b>0</b>	<b>0</b>	<b>0</b>	<b>0</b>	<b>0</b>	<b>0</b>	<b>0</b>	<b>0.00</b>
<b>Hourly Average</b>	<b>0.00</b>	<b>0.00</b>	<b>0.00</b>	<b>0.00</b>	<b>0.00</b>	<b>0.00</b>	<b>0.00</b>	<b>0.00</b>	<b>0.00</b>	<b>0.00</b>
1700 - 1715	1	0	0	0	0	0	0	0	1	0.20
1715 - 1730	0	0	0	0	0	0	0	0	0	0.00
1730 - 1745	0	0	0	0	0	0	0	0	0	0.00
1745 - 1800	0	0	0	0	0	0	0	0	0	0.00
<b>Hourly Total</b>	<b>1</b>	<b>0</b>	<b>0</b>	<b>0</b>	<b>0</b>	<b>0</b>	<b>0</b>	<b>0</b>	<b>1</b>	<b>0.20</b>
<b>Hourly Average</b>	<b>0.25</b>	<b>0.00</b>	<b>0.00</b>	<b>0.00</b>	<b>0.00</b>	<b>0.00</b>	<b>0.00</b>	<b>0.00</b>	<b>0.25</b>	<b>0.05</b>
1800 - 1815	0	0	0	0	0	0	0	0	0	0.00
1815 - 1830	1	0	0	0	0	0	0	0	1	0.20
1830 - 1845	0	0	0	0	0	0	0	0	0	0.00
1845 - 1900	0	0	0	0	0	0	0	0	0	0.00
<b>Hourly Total</b>	<b>1</b>	<b>0</b>	<b>0</b>	<b>0</b>	<b>0</b>	<b>0</b>	<b>0</b>	<b>0</b>	<b>1</b>	<b>0.20</b>
<b>Hourly Average</b>	<b>0.25</b>	<b>0.00</b>	<b>0.00</b>	<b>0.00</b>	<b>0.00</b>	<b>0.00</b>	<b>0.00</b>	<b>0.00</b>	<b>0.25</b>	<b>0.05</b>
<b>PM Session Total</b>	<b>2</b>	<b>0</b>	<b>0</b>	<b>0</b>	<b>0</b>	<b>0</b>	<b>0</b>	<b>0</b>	<b>2</b>	<b>0.40</b>
<b>PM Session Average</b>	<b>0.13</b>	<b>0.00</b>	<b>0.00</b>	<b>0.00</b>	<b>0.00</b>	<b>0.00</b>	<b>0.00</b>	<b>0.00</b>	<b>0.13</b>	<b>0.03</b>

Movement 3.2: Westbound from Woodside to Mansell Road									Flow in Vehicles / Hour	
TIME	P/CYCLE	M/CYCLE	CAR	TAXI	LGV	OGV1	OGV2	BUS/COACH	TOTAL	PCU TOTAL
1500 - 1515	0	0	0	0	0	0	0	0	0	0.00
1515 - 1530	0	0	0	0	0	0	0	0	0	0.00
1530 - 1545	0	0	0	0	0	0	0	0	0	0.00
1545 - 1600	0	0	0	0	0	0	0	0	0	0.00
<b>Hourly Total</b>	<b>0</b>	<b>0</b>	<b>0</b>	<b>0</b>	<b>0</b>	<b>0</b>	<b>0</b>	<b>0</b>	<b>0</b>	<b>0.00</b>
<b>Hourly Average</b>	<b>0.00</b>	<b>0.00</b>	<b>0.00</b>	<b>0.00</b>	<b>0.00</b>	<b>0.00</b>	<b>0.00</b>	<b>0.00</b>	<b>0.00</b>	<b>0.00</b>
1600 - 1615	0	0	0	0	0	0	0	0	0	0.00
1615 - 1630	0	0	0	0	0	0	0	0	0	0.00
1630 - 1645	0	0	0	0	0	0	0	0	0	0.00
1645 - 1700	0	0	0	0	0	0	0	0	0	0.00
<b>Hourly Total</b>	<b>0</b>	<b>0</b>	<b>0</b>	<b>0</b>	<b>0</b>	<b>0</b>	<b>0</b>	<b>0</b>	<b>0</b>	<b>0.00</b>
<b>Hourly Average</b>	<b>0.00</b>	<b>0.00</b>	<b>0.00</b>	<b>0.00</b>	<b>0.00</b>	<b>0.00</b>	<b>0.00</b>	<b>0.00</b>	<b>0.00</b>	<b>0.00</b>
1700 - 1715	4	0	0	0	0	0	0	0	4	0.80
1715 - 1730	0	0	0	0	0	0	0	0	0	0.00
1730 - 1745	0	0	0	0	0	0	0	0	0	0.00
1745 - 1800	0	0	0	0	0	0	0	0	0	0.00
<b>Hourly Total</b>	<b>4</b>	<b>0</b>	<b>0</b>	<b>0</b>	<b>0</b>	<b>0</b>	<b>0</b>	<b>0</b>	<b>4</b>	<b>0.80</b>
<b>Hourly Average</b>	<b>1.00</b>	<b>0.00</b>	<b>0.00</b>	<b>0.00</b>	<b>0.00</b>	<b>0.00</b>	<b>0.00</b>	<b>0.00</b>	<b>1.00</b>	<b>0.20</b>
1800 - 1815	0	0	0	0	0	0	0	0	0	0.00
1815 - 1830	4	0	0	0	0	0	0	0	4	0.80
1830 - 1845	0	0	0	0	0	0	0	0	0	0.00
1845 - 1900	0	0	0	0	0	0	0	0	0	0.00
<b>Hourly Total</b>	<b>4</b>	<b>0</b>	<b>0</b>	<b>0</b>	<b>0</b>	<b>0</b>	<b>0</b>	<b>0</b>	<b>4</b>	<b>0.80</b>
<b>Hourly Average</b>	<b>1.00</b>	<b>0.00</b>	<b>0.00</b>	<b>0.00</b>	<b>0.00</b>	<b>0.00</b>	<b>0.00</b>	<b>0.00</b>	<b>1.00</b>	<b>0.20</b>
<b>PM Session Total</b>	<b>8</b>	<b>0</b>	<b>0</b>	<b>0</b>	<b>0</b>	<b>0</b>	<b>0</b>	<b>0</b>	<b>8</b>	<b>1.60</b>
<b>PM Session Average</b>	<b>0.50</b>	<b>0.00</b>	<b>0.00</b>	<b>0.00</b>	<b>0.00</b>	<b>0.00</b>	<b>0.00</b>	<b>0.00</b>	<b>0.50</b>	<b>0.10</b>

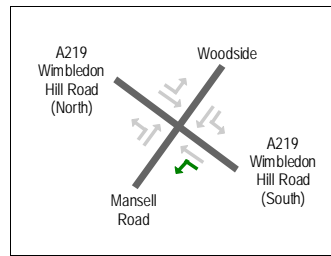
Movement 3.2: Westbound from Woodside to Mansell Road									Traffic Mix	
TIME	P/CYCLE	M/CYCLE	CAR	TAXI	LGV	OGV1	OGV2	BUS/COACH	TOTAL	PCU TOTAL
1500 - 1515	0.00	0.00	0.00	0.00	0.00	0.00	0.00	0.00	0	0.00
1515 - 1530	0.00	0.00	0.00	0.00	0.00	0.00	0.00	0.00	0	0.00
1530 - 1545	0.00	0.00	0.00	0.00	0.00	0.00	0.00	0.00	0	0.00
1545 - 1600	0.00	0.00	0.00	0.00	0.00	0.00	0.00	0.00	0	0.00
<b>Hourly Total</b>	<b>0.00</b>	<b>0.00</b>	<b>0.00</b>	<b>0.00</b>	<b>0.00</b>	<b>0.00</b>	<b>0.00</b>	<b>0.00</b>	<b>0</b>	<b>0.00</b>
<b>Hourly Average</b>	<b>0.00</b>	<b>0.00</b>	<b>0.00</b>	<b>0.00</b>	<b>0.00</b>	<b>0.00</b>	<b>0.00</b>	<b>0.00</b>	<b>0.00</b>	<b>0.00</b>
1600 - 1615	0.00	0.00	0.00	0.00	0.00	0.00	0.00	0.00	0	0.00
1615 - 1630	0.00	0.00	0.00	0.00	0.00	0.00	0.00	0.00	0	0.00
1630 - 1645	0.00	0.00	0.00	0.00	0.00	0.00	0.00	0.00	0	0.00
1645 - 1700	0.00	0.00	0.00	0.00	0.00	0.00	0.00	0.00	0	0.00
<b>Hourly Total</b>	<b>0.00</b>	<b>0.00</b>	<b>0.00</b>	<b>0.00</b>	<b>0.00</b>	<b>0.00</b>	<b>0.00</b>	<b>0.00</b>	<b>0</b>	<b>0.00</b>
<b>Hourly Average</b>	<b>0.00</b>	<b>0.00</b>	<b>0.00</b>	<b>0.00</b>	<b>0.00</b>	<b>0.00</b>	<b>0.00</b>	<b>0.00</b>	<b>0.00</b>	<b>0.00</b>
1700 - 1715	1.00	0.00	0.00	0.00	0.00	0.00	0.00	0.00	1	0.20
1715 - 1730	0.00	0.00	0.00	0.00	0.00	0.00	0.00	0.00	0	0.00
1730 - 1745	0.00	0.00	0.00	0.00	0.00	0.00	0.00	0.00	0	0.00
1745 - 1800	0.00	0.00	0.00	0.00	0.00	0.00	0.00	0.00	0	0.00
<b>Hourly Total</b>	<b>1.00</b>	<b>0.00</b>	<b>0.00</b>	<b>0.00</b>	<b>0.00</b>	<b>0.00</b>	<b>0.00</b>	<b>0.00</b>	<b>1</b>	<b>0.20</b>
<b>Hourly Average</b>	<b>0.25</b>	<b>0.00</b>	<b>0.00</b>	<b>0.00</b>	<b>0.00</b>	<b>0.00</b>	<b>0.00</b>	<b>0.00</b>	<b>0.25</b>	<b>0.05</b>
1800 - 1815	0.00	0.00	0.00	0.00	0.00	0.00	0.00	0.00	0	0.00
1815 - 1830	1.00	0.00	0.00	0.00	0.00	0.00	0.00	0.00	1	0.20
1830 - 1845	0.00	0.00	0.00	0.00	0.00	0.00	0.00	0.00	0	0.00
1845 - 1900	0.00	0.00	0.00	0.00	0.00	0.00	0.00	0.00	0	0.00
<b>Hourly Total</b>	<b>1.00</b>	<b>0.00</b>	<b>0.00</b>	<b>0.00</b>	<b>0.00</b>	<b>0.00</b>	<b>0.00</b>	<b>0.00</b>	<b>1</b>	<b>0.20</b>
<b>Hourly Average</b>	<b>0.25</b>	<b>0.00</b>	<b>0.00</b>	<b>0.00</b>	<b>0.00</b>	<b>0.00</b>	<b>0.00</b>	<b>0.00</b>	<b>0.25</b>	<b>0.05</b>
<b>PM Session Total</b>	<b>2.00</b>	<b>0.00</b>	<b>0.00</b>	<b>0.00</b>	<b>0.00</b>	<b>0.00</b>	<b>0.00</b>	<b>0.00</b>	<b>2.00</b>	<b>0.40</b>
<b>PM Session Average</b>	<b>0.13</b>	<b>0.00</b>	<b>0.00</b>	<b>0.00</b>	<b>0.00</b>	<b>0.00</b>	<b>0.00</b>	<b>0.00</b>	<b>0.13</b>	<b>0.03</b>



Movement 3.3: Left from A219 Wimbledon Hill Road (South) to Mansel Road									Original Data	
TIME	P/CYCLE	M/CYCLE	CAR	TAXI	LGV	OGV1	OGV2	BUS/COACH	TOTAL	PCU TOTAL
0700 - 0715	0	0	0	0	0	0	0	0	0	0.00
0715 - 0730	0	0	1	0	2	0	0	0	3	3.00
0730 - 0745	0	0	1	0	1	0	0	0	2	2.00
0745 - 0800	0	0	5	0	1	0	0	0	6	6.00
<b>Hourly Total</b>	<b>0</b>	<b>0</b>	<b>7</b>	<b>0</b>	<b>4</b>	<b>0</b>	<b>0</b>	<b>0</b>	<b>11</b>	<b>11.00</b>
<b>Hourly Average</b>	<b>0.00</b>	<b>0.00</b>	<b>1.75</b>	<b>0.00</b>	<b>1.00</b>	<b>0.00</b>	<b>0.00</b>	<b>0.00</b>	<b>2.75</b>	<b>2.75</b>
0800 - 0815	0	0	12	0	1	0	0	0	13	13.00
0815 - 0830	0	0	18	0	2	0	0	0	20	20.00
0830 - 0845	0	0	10	0	0	0	0	0	10	10.00
0845 - 0900	0	0	10	0	0	0	0	0	10	10.00
<b>Hourly Total</b>	<b>0</b>	<b>0</b>	<b>50</b>	<b>0</b>	<b>3</b>	<b>0</b>	<b>0</b>	<b>0</b>	<b>53</b>	<b>53.00</b>
<b>Hourly Average</b>	<b>0.00</b>	<b>0.00</b>	<b>12.50</b>	<b>0.00</b>	<b>0.75</b>	<b>0.00</b>	<b>0.00</b>	<b>0.00</b>	<b>13.25</b>	<b>13.25</b>
0900 - 0915	0	0	4	0	0	0	0	0	4	4.00
0915 - 0930	0	0	2	0	1	0	0	0	3	3.00
0930 - 0945	0	0	4	0	1	1	0	0	6	6.50
0945 - 1000	0	0	1	0	0	0	0	0	1	1.00
<b>Hourly Total</b>	<b>0</b>	<b>0</b>	<b>11</b>	<b>0</b>	<b>2</b>	<b>1</b>	<b>0</b>	<b>0</b>	<b>14</b>	<b>14.50</b>
<b>Hourly Average</b>	<b>0.00</b>	<b>0.00</b>	<b>2.75</b>	<b>0.00</b>	<b>0.50</b>	<b>0.25</b>	<b>0.00</b>	<b>0.00</b>	<b>3.50</b>	<b>3.63</b>
<b>AM Session Total</b>	<b>0</b>	<b>0</b>	<b>68</b>	<b>0</b>	<b>9</b>	<b>1</b>	<b>0</b>	<b>0</b>	<b>78</b>	<b>78.50</b>
<b>AM Session Average</b>	<b>0.00</b>	<b>0.00</b>	<b>5.67</b>	<b>0.00</b>	<b>0.75</b>	<b>0.08</b>	<b>0.00</b>	<b>0.00</b>	<b>6.50</b>	<b>6.54</b>

Movement 3.3: Left from A219 Wimbledon Hill Road (South) to Mansel Road									Flow in Vehicles / Hour	
TIME	P/CYCLE	M/CYCLE	CAR	TAXI	LGV	OGV1	OGV2	BUS/COACH	TOTAL	PCU TOTAL
0700 - 0715	0	0	0	0	0	0	0	0	0	0.00
0715 - 0730	0	0	4	0	8	0	0	0	12	12.00
0730 - 0745	0	0	4	0	4	0	0	0	8	8.00
0745 - 0800	0	0	20	0	4	0	0	0	24	24.00
<b>Hourly Total</b>	<b>0</b>	<b>0</b>	<b>28</b>	<b>0</b>	<b>16</b>	<b>0</b>	<b>0</b>	<b>0</b>	<b>44</b>	<b>44.00</b>
<b>Hourly Average</b>	<b>0.00</b>	<b>0.00</b>	<b>7.00</b>	<b>0.00</b>	<b>4.00</b>	<b>0.00</b>	<b>0.00</b>	<b>0.00</b>	<b>11.00</b>	<b>11.00</b>
0800 - 0815	0	0	48	0	4	0	0	0	52	52.00
0815 - 0830	0	0	72	0	8	0	0	0	80	80.00
0830 - 0845	0	0	40	0	0	0	0	0	40	40.00
0845 - 0900	0	0	40	0	0	0	0	0	40	40.00
<b>Hourly Total</b>	<b>0</b>	<b>0</b>	<b>200</b>	<b>0</b>	<b>12</b>	<b>0</b>	<b>0</b>	<b>0</b>	<b>212</b>	<b>212.00</b>
<b>Hourly Average</b>	<b>0.00</b>	<b>0.00</b>	<b>50.00</b>	<b>0.00</b>	<b>3.00</b>	<b>0.00</b>	<b>0.00</b>	<b>0.00</b>	<b>53.00</b>	<b>53.00</b>
0900 - 0915	0	0	16	0	0	0	0	0	16	16.00
0915 - 0930	0	0	8	0	4	0	0	0	12	12.00
0930 - 0945	0	0	16	0	4	4	0	0	24	26.00
0945 - 1000	0	0	4	0	0	0	0	0	4	4.00
<b>Hourly Total</b>	<b>0</b>	<b>0</b>	<b>44</b>	<b>0</b>	<b>8</b>	<b>4</b>	<b>0</b>	<b>0</b>	<b>56</b>	<b>58.00</b>
<b>Hourly Average</b>	<b>0.00</b>	<b>0.00</b>	<b>11.00</b>	<b>0.00</b>	<b>2.00</b>	<b>1.00</b>	<b>0.00</b>	<b>0.00</b>	<b>14.00</b>	<b>14.50</b>
<b>AM Session Total</b>	<b>0</b>	<b>0</b>	<b>272</b>	<b>0</b>	<b>36</b>	<b>4</b>	<b>0</b>	<b>0</b>	<b>312</b>	<b>314.00</b>
<b>AM Session Average</b>	<b>0.00</b>	<b>0.00</b>	<b>22.67</b>	<b>0.00</b>	<b>3.00</b>	<b>0.33</b>	<b>0.00</b>	<b>0.00</b>	<b>26.00</b>	<b>26.17</b>

Movement 3.3: Left from A219 Wimbledon Hill Road (South) to Mansel Road									Traffic Mix	
TIME	P/CYCLE	M/CYCLE	CAR	TAXI	LGV	OGV1	OGV2	BUS/COACH	TOTAL	PCU TOTAL
0700 - 0715	0.00	0.00	0.00	0.00	0.00	0.00	0.00	0.00	0	0.00
0715 - 0730	0.00	0.00	0.33	0.00	0.67	0.00	0.00	0.00	1	1.00
0730 - 0745	0.00	0.00	0.50	0.00	0.50	0.00	0.00	0.00	1	1.00
0745 - 0800	0.00	0.00	0.83	0.00	0.17	0.00	0.00	0.00	1	1.00
<b>Hourly Total</b>	<b>0.00</b>	<b>0.00</b>	<b>1.67</b>	<b>0.00</b>	<b>1.33</b>	<b>0.00</b>	<b>0.00</b>	<b>0.00</b>	<b>3</b>	<b>3.00</b>
<b>Hourly Average</b>	<b>0.00</b>	<b>0.00</b>	<b>0.42</b>	<b>0.00</b>	<b>0.33</b>	<b>0.00</b>	<b>0.00</b>	<b>0.00</b>	<b>0.75</b>	<b>0.75</b>
0800 - 0815	0.00	0.00	0.92	0.00	0.08	0.00	0.00	0.00	1	1.00
0815 - 0830	0.00	0.00	0.90	0.00	0.10	0.00	0.00	0.00	1	1.00
0830 - 0845	0.00	0.00	1.00	0.00	0.00	0.00	0.00	0.00	1	1.00
0845 - 0900	0.00	0.00	1.00	0.00	0.00	0.00	0.00	0.00	1	1.00
<b>Hourly Total</b>	<b>0.00</b>	<b>0.00</b>	<b>3.82</b>	<b>0.00</b>	<b>0.18</b>	<b>0.00</b>	<b>0.00</b>	<b>0.00</b>	<b>4</b>	<b>4.00</b>
<b>Hourly Average</b>	<b>0.00</b>	<b>0.00</b>	<b>0.96</b>	<b>0.00</b>	<b>0.04</b>	<b>0.00</b>	<b>0.00</b>	<b>0.00</b>	<b>1.00</b>	<b>1.00</b>
0900 - 0915	0.00	0.00	1.00	0.00	0.00	0.00	0.00	0.00	1	1.00
0915 - 0930	0.00	0.00	0.67	0.00	0.33	0.00	0.00	0.00	1	1.00
0930 - 0945	0.00	0.00	0.67	0.00	0.17	0.17	0.00	0.00	1	1.08
0945 - 1000	0.00	0.00	1.00	0.00	0.00	0.00	0.00	0.00	1	1.00
<b>Hourly Total</b>	<b>0.00</b>	<b>0.00</b>	<b>3.33</b>	<b>0.00</b>	<b>0.50</b>	<b>0.17</b>	<b>0.00</b>	<b>0.00</b>	<b>4</b>	<b>4.08</b>
<b>Hourly Average</b>	<b>0.00</b>	<b>0.00</b>	<b>0.83</b>	<b>0.00</b>	<b>0.13</b>	<b>0.04</b>	<b>0.00</b>	<b>0.00</b>	<b>1.00</b>	<b>1.02</b>
<b>AM Session Total</b>	<b>0.00</b>	<b>0.00</b>	<b>8.82</b>	<b>0.00</b>	<b>2.01</b>	<b>0.17</b>	<b>0.00</b>	<b>0.00</b>	<b>11</b>	<b>11.08</b>
<b>AM Session Average</b>	<b>0.00</b>	<b>0.00</b>	<b>0.74</b>	<b>0.00</b>	<b>0.17</b>	<b>0.01</b>	<b>0.00</b>	<b>0.00</b>	<b>0.92</b>	<b>0.92</b>



Movement 3.3: Left from A219 Wimbledon Hill Road (South) to Mansel Road									Original Data	
TIME	P/CYCLE	M/CYCLE	CAR	TAXI	LGV	OGV1	OGV2	BUS/COACH	TOTAL	PCU TOTAL
1130 - 1145	0	0	2	0	0	0	0	1	3	4.00
1145 - 1200	0	0	4	0	0	1	0	0	5	5.50
1200 - 1215	0	0	1	0	0	0	0	0	1	1.00
1215 - 1230	0	0	4	0	2	0	0	0	6	6.00
<b>Hourly Total</b>	<b>0</b>	<b>0</b>	<b>11</b>	<b>0</b>	<b>2</b>	<b>1</b>	<b>0</b>	<b>1</b>	<b>15</b>	<b>16.50</b>
<b>Hourly Average</b>	<b>0.00</b>	<b>0.00</b>	<b>2.75</b>	<b>0.00</b>	<b>0.50</b>	<b>0.25</b>	<b>0.00</b>	<b>0.25</b>	<b>3.75</b>	<b>4.13</b>
1230 - 1245	0	0	2	0	3	0	0	1	6	7.00
1245 - 1300	0	0	2	0	0	0	0	0	2	2.00
1300 - 1315	0	0	4	0	4	1	0	0	9	9.50
1315 - 1330	0	0	1	0	0	0	0	0	1	1.00
<b>Hourly Total</b>	<b>0</b>	<b>0</b>	<b>9</b>	<b>0</b>	<b>7</b>	<b>1</b>	<b>0</b>	<b>1</b>	<b>18</b>	<b>19.50</b>
<b>Hourly Average</b>	<b>0.00</b>	<b>0.00</b>	<b>2.25</b>	<b>0.00</b>	<b>1.75</b>	<b>0.25</b>	<b>0.00</b>	<b>0.25</b>	<b>4.50</b>	<b>4.88</b>
1330 - 1345	0	0	0	1	0	0	0	0	1	1.00
1345 - 1400	0	0	2	0	0	0	0	0	2	2.00
1400 - 1415	0	0	4	0	1	0	0	0	5	5.00
1415 - 1430	0	1	6	0	3	0	0	0	10	9.40
<b>Hourly Total</b>	<b>0</b>	<b>1</b>	<b>12</b>	<b>1</b>	<b>4</b>	<b>0</b>	<b>0</b>	<b>0</b>	<b>18</b>	<b>17.40</b>
<b>Hourly Average</b>	<b>0.00</b>	<b>0.25</b>	<b>3.00</b>	<b>0.25</b>	<b>1.00</b>	<b>0.00</b>	<b>0.00</b>	<b>0.00</b>	<b>4.50</b>	<b>4.35</b>

<b>Inter Session Total</b>	<b>0</b>	<b>1</b>	<b>32</b>	<b>1</b>	<b>13</b>	<b>2</b>	<b>0</b>	<b>2</b>	<b>51</b>	<b>53.40</b>
<b>Inter Session Average</b>	<b>0.00</b>	<b>0.08</b>	<b>2.67</b>	<b>0.08</b>	<b>1.08</b>	<b>0.17</b>	<b>0.00</b>	<b>0.17</b>	<b>4.25</b>	<b>4.45</b>

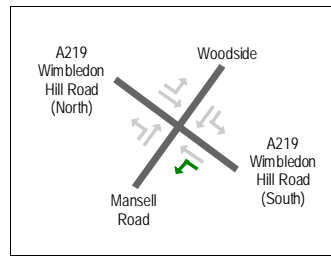
Movement 3.3: Left from A219 Wimbledon Hill Road (South) to Mansel Road									Flow in Vehicles / Hour	
TIME	P/CYCLE	M/CYCLE	CAR	TAXI	LGV	OGV1	OGV2	BUS/COACH	TOTAL	PCU TOTAL
1130 - 1145	0	0	8	0	0	0	0	4	12	16.00
1145 - 1200	0	0	16	0	0	4	0	0	20	22.00
1200 - 1215	0	0	4	0	0	0	0	0	4	4.00
1215 - 1230	0	0	16	0	8	0	0	0	24	24.00
<b>Hourly Total</b>	<b>0</b>	<b>0</b>	<b>44</b>	<b>0</b>	<b>8</b>	<b>4</b>	<b>0</b>	<b>4</b>	<b>60</b>	<b>66.00</b>
<b>Hourly Average</b>	<b>0.00</b>	<b>0.00</b>	<b>11.00</b>	<b>0.00</b>	<b>2.00</b>	<b>1.00</b>	<b>0.00</b>	<b>1.00</b>	<b>15.00</b>	<b>16.50</b>
1230 - 1245	0	0	8	0	12	0	0	4	24	28.00
1245 - 1300	0	0	8	0	0	0	0	0	8	8.00
1300 - 1315	0	0	16	0	16	4	0	0	36	38.00
1315 - 1330	0	0	4	0	0	0	0	0	4	4.00
<b>Hourly Total</b>	<b>0</b>	<b>0</b>	<b>36</b>	<b>0</b>	<b>28</b>	<b>4</b>	<b>0</b>	<b>4</b>	<b>72</b>	<b>78.00</b>
<b>Hourly Average</b>	<b>0.00</b>	<b>0.00</b>	<b>9.00</b>	<b>0.00</b>	<b>7.00</b>	<b>1.00</b>	<b>0.00</b>	<b>1.00</b>	<b>18.00</b>	<b>19.50</b>
1330 - 1345	0	0	0	4	0	0	0	0	4	4.00
1345 - 1400	0	0	8	0	0	0	0	0	8	8.00
1400 - 1415	0	0	16	0	4	0	0	0	20	20.00
1415 - 1430	0	4	24	0	12	0	0	0	40	37.60
<b>Hourly Total</b>	<b>0</b>	<b>4</b>	<b>48</b>	<b>4</b>	<b>16</b>	<b>0</b>	<b>0</b>	<b>0</b>	<b>72</b>	<b>69.60</b>
<b>Hourly Average</b>	<b>0.00</b>	<b>1.00</b>	<b>12.00</b>	<b>1.00</b>	<b>4.00</b>	<b>0.00</b>	<b>0.00</b>	<b>0.00</b>	<b>18.00</b>	<b>17.40</b>

<b>Inter Session Total</b>	<b>0</b>	<b>4</b>	<b>128</b>	<b>4</b>	<b>52</b>	<b>8</b>	<b>0</b>	<b>8</b>	<b>204</b>	<b>213.60</b>
<b>Inter Session Average</b>	<b>0.00</b>	<b>0.33</b>	<b>10.67</b>	<b>0.33</b>	<b>4.33</b>	<b>0.67</b>	<b>0.00</b>	<b>0.67</b>	<b>17.00</b>	<b>17.80</b>

Movement 3.3: Left from A219 Wimbledon Hill Road (South) to Mansel Road									Traffic Mix	
TIME	P/CYCLE	M/CYCLE	CAR	TAXI	LGV	OGV1	OGV2	BUS/COACH	TOTAL	PCU TOTAL
1130 - 1145	0.00	0.00	0.67	0.00	0.00	0.00	0.00	0.33	1	1.33
1145 - 1200	0.00	0.00	0.80	0.00	0.00	0.20	0.00	0.00	1	1.10
1200 - 1215	0.00	0.00	1.00	0.00	0.00	0.00	0.00	0.00	1	1.00
1215 - 1230	0.00	0.00	0.67	0.00	0.33	0.00	0.00	0.00	1	1.00
<b>Hourly Total</b>	<b>0.00</b>	<b>0.00</b>	<b>3.13</b>	<b>0.00</b>	<b>0.33</b>	<b>0.20</b>	<b>0.00</b>	<b>0.33</b>	<b>4</b>	<b>4.43</b>
<b>Hourly Average</b>	<b>0.00</b>	<b>0.00</b>	<b>0.78</b>	<b>0.00</b>	<b>0.08</b>	<b>0.05</b>	<b>0.00</b>	<b>0.08</b>	<b>1.00</b>	<b>1.11</b>
1230 - 1245	0.00	0.00	0.33	0.00	0.50	0.00	0.00	0.17	1	1.17
1245 - 1300	0.00	0.00	1.00	0.00	0.00	0.00	0.00	0.00	1	1.00
1300 - 1315	0.00	0.00	0.44	0.00	0.44	0.11	0.00	0.00	1	1.06
1315 - 1330	0.00	0.00	1.00	0.00	0.00	0.00	0.00	0.00	1	1.00
<b>Hourly Total</b>	<b>0.00</b>	<b>0.00</b>	<b>2.78</b>	<b>0.00</b>	<b>0.94</b>	<b>0.11</b>	<b>0.00</b>	<b>0.17</b>	<b>4</b>	<b>4.22</b>
<b>Hourly Average</b>	<b>0.00</b>	<b>0.00</b>	<b>0.69</b>	<b>0.00</b>	<b>0.24</b>	<b>0.03</b>	<b>0.00</b>	<b>0.04</b>	<b>1.00</b>	<b>1.06</b>
1330 - 1345	0.00	0.00	0.00	1.00	0.00	0.00	0.00	0.00	1	1.00
1345 - 1400	0.00	0.00	1.00	0.00	0.00	0.00	0.00	0.00	1	1.00
1400 - 1415	0.00	0.00	0.80	0.00	0.20	0.00	0.00	0.00	1	1.00
1415 - 1430	0.00	0.10	0.60	0.00	0.30	0.00	0.00	0.00	1	0.94
<b>Hourly Total</b>	<b>0.00</b>	<b>0.10</b>	<b>2.40</b>	<b>1.00</b>	<b>0.50</b>	<b>0.00</b>	<b>0.00</b>	<b>0.00</b>	<b>4</b>	<b>3.94</b>
<b>Hourly Average</b>	<b>0.00</b>	<b>0.03</b>	<b>0.60</b>	<b>0.25</b>	<b>0.13</b>	<b>0.00</b>	<b>0.00</b>	<b>0.00</b>	<b>1.00</b>	<b>0.99</b>

<b>Inter Session Total</b>	<b>0.00</b>	<b>0.10</b>	<b>8.31</b>	<b>1.00</b>	<b>1.78</b>	<b>0.31</b>	<b>0.00</b>	<b>0.50</b>	<b>12</b>	<b>12.60</b>
<b>Inter Session Average</b>	<b>0.00</b>	<b>0.01</b>	<b>0.69</b>	<b>0.08</b>	<b>0.15</b>	<b>0.03</b>	<b>0.00</b>	<b>0.04</b>	<b>1.00</b>	<b>1.05</b>

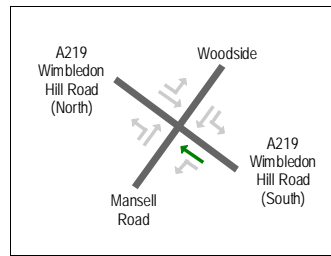




Movement 3.3: Left from A219 Wimbledon Hill Road (South) to Mansel Road									Original Data	
TIME	P/CYCLE	M/CYCLE	CAR	TAXI	LGV	OGV1	OGV2	BUS/COACH	TOTAL	PCU TOTAL
1500 - 1515	0	0	7	0	1	0	0	0	8	8.00
1515 - 1530	0	0	5	0	0	0	0	0	5	5.00
1530 - 1545	0	0	11	0	2	0	0	0	13	13.00
1545 - 1600	0	0	14	0	0	0	0	0	14	14.00
Hourly Total	0	0	37	0	3	0	0	0	40	40.00
Hourly Average	0.00	0.00	9.25	0.00	0.75	0.00	0.00	0.00	10.00	10.00
1600 - 1615	0	0	11	0	0	0	0	0	11	11.00
1615 - 1630	0	0	6	1	0	0	0	0	7	7.00
1630 - 1645	0	0	4	0	3	0	0	0	7	7.00
1645 - 1700	0	0	4	0	1	0	0	0	5	5.00
Hourly Total	0	0	25	1	4	0	0	0	30	30.00
Hourly Average	0.00	0.00	6.25	0.25	1.00	0.00	0.00	0.00	7.50	7.50
1700 - 1715	0	0	1	0	0	0	0	0	1	1.00
1715 - 1730	0	0	3	1	1	0	0	0	5	5.00
1730 - 1745	0	0	0	0	0	0	0	0	0	0.00
1745 - 1800	0	0	1	0	0	0	0	0	1	1.00
Hourly Total	0	0	5	1	1	0	0	0	7	7.00
Hourly Average	0.00	0.00	1.25	0.25	0.25	0.00	0.00	0.00	1.75	1.75
1800 - 1815	0	0	5	0	0	0	0	0	5	5.00
1815 - 1830	0	0	4	0	0	0	0	0	4	4.00
1830 - 1845	0	0	0	0	0	0	0	0	0	0.00
1845 - 1900	0	0	1	0	0	0	0	0	1	1.00
Hourly Total	0	0	10	0	0	0	0	0	10	10.00
Hourly Average	0.00	0.00	2.50	0.00	0.00	0.00	0.00	0.00	2.50	2.50
PM Session Total	0	0	77	2	8	0	0	0	87	87.00
PM Session Average	0.00	0.00	4.81	0.13	0.50	0.00	0.00	0.00	5.44	5.44

Movement 3.3: Left from A219 Wimbledon Hill Road (South) to Mansel Road									Flow in Vehicles / Hour	
TIME	P/CYCLE	M/CYCLE	CAR	TAXI	LGV	OGV1	OGV2	BUS/COACH	TOTAL	PCU TOTAL
1500 - 1515	0	0	28	0	4	0	0	0	32	32.00
1515 - 1530	0	0	20	0	0	0	0	0	20	20.00
1530 - 1545	0	0	44	0	8	0	0	0	52	52.00
1545 - 1600	0	0	56	0	0	0	0	0	56	56.00
Hourly Total	0	0	148	0	12	0	0	0	160	160.00
Hourly Average	0.00	0.00	37.00	0.00	3.00	0.00	0.00	0.00	40.00	40.00
1600 - 1615	0	0	44	0	0	0	0	0	44	44.00
1615 - 1630	0	0	24	4	0	0	0	0	28	28.00
1630 - 1645	0	0	16	0	12	0	0	0	28	28.00
1645 - 1700	0	0	16	0	4	0	0	0	20	20.00
Hourly Total	0	0	100	4	16	0	0	0	120	120.00
Hourly Average	0.00	0.00	25.00	1.00	4.00	0.00	0.00	0.00	30.00	30.00
1700 - 1715	0	0	4	0	0	0	0	0	4	4.00
1715 - 1730	0	0	12	4	4	0	0	0	20	20.00
1730 - 1745	0	0	0	0	0	0	0	0	0	0.00
1745 - 1800	0	0	4	0	0	0	0	0	4	4.00
Hourly Total	0	0	20	4	4	0	0	0	28	28.00
Hourly Average	0.00	0.00	5.00	1.00	1.00	0.00	0.00	0.00	7.00	7.00
1800 - 1815	0	0	20	0	0	0	0	0	20	20.00
1815 - 1830	0	0	16	0	0	0	0	0	16	16.00
1830 - 1845	0	0	0	0	0	0	0	0	0	0.00
1845 - 1900	0	0	4	0	0	0	0	0	4	4.00
Hourly Total	0	0	40	0	0	0	0	0	40	40.00
Hourly Average	0.00	0.00	10.00	0.00	0.00	0.00	0.00	0.00	10.00	10.00
PM Session Total	0	0	308	8	32	0	0	0	348	348.00
PM Session Average	0.00	0.00	19.25	0.50	2.00	0.00	0.00	0.00	21.75	21.75

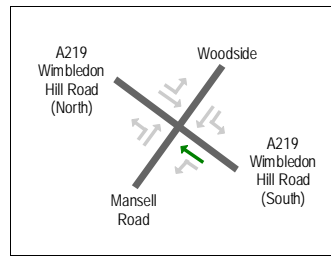
Movement 3.3: Left from A219 Wimbledon Hill Road (South) to Mansel Road									Traffic Mix	
TIME	P/CYCLE	M/CYCLE	CAR	TAXI	LGV	OGV1	OGV2	BUS/COACH	TOTAL	PCU TOTAL
1500 - 1515	0.00	0.00	0.88	0.00	0.13	0.00	0.00	0.00	1	1.00
1515 - 1530	0.00	0.00	1.00	0.00	0.00	0.00	0.00	0.00	1	1.00
1530 - 1545	0.00	0.00	0.85	0.00	0.15	0.00	0.00	0.00	1	1.00
1545 - 1600	0.00	0.00	1.00	0.00	0.00	0.00	0.00	0.00	1	1.00
Hourly Total	0.00	0.00	3.72	0.00	0.28	0.00	0.00	0.00	4	4.00
Hourly Average	0.00	0.00	0.93	0.00	0.07	0.00	0.00	0.00	1.00	1.00
1600 - 1615	0.00	0.00	1.00	0.00	0.00	0.00	0.00	0.00	1	1.00
1615 - 1630	0.00	0.00	0.86	0.14	0.00	0.00	0.00	0.00	1	1.00
1630 - 1645	0.00	0.00	0.57	0.00	0.43	0.00	0.00	0.00	1	1.00
1645 - 1700	0.00	0.00	0.80	0.00	0.20	0.00	0.00	0.00	1	1.00
Hourly Total	0.00	0.00	3.23	0.14	0.63	0.00	0.00	0.00	4	4.00
Hourly Average	0.00	0.00	0.81	0.04	0.16	0.00	0.00	0.00	1.00	1.00
1700 - 1715	0.00	0.00	1.00	0.00	0.00	0.00	0.00	0.00	1	1.00
1715 - 1730	0.00	0.00	0.60	0.20	0.20	0.00	0.00	0.00	1	1.00
1730 - 1745	0.00	0.00	0.00	0.00	0.00	0.00	0.00	0.00	0	0.00
1745 - 1800	0.00	0.00	1.00	0.00	0.00	0.00	0.00	0.00	1	1.00
Hourly Total	0.00	0.00	2.60	0.20	0.20	0.00	0.00	0.00	3	3.00
Hourly Average	0.00	0.00	0.65	0.05	0.05	0.00	0.00	0.00	0.75	0.75
1800 - 1815	0.00	0.00	1.00	0.00	0.00	0.00	0.00	0.00	1	1.00
1815 - 1830	0.00	0.00	1.00	0.00	0.00	0.00	0.00	0.00	1	1.00
1830 - 1845	0.00	0.00	0.00	0.00	0.00	0.00	0.00	0.00	0	0.00
1845 - 1900	0.00	0.00	1.00	0.00	0.00	0.00	0.00	0.00	1	1.00
Hourly Total	0.00	0.00	3.00	0.00	0.00	0.00	0.00	0.00	3	3.00
Hourly Average	0.00	0.00	0.75	0.00	0.00	0.00	0.00	0.00	0.75	0.75
PM Session Total	0.00	0.00	12.55	0.34	1.11	0.00	0.00	0.00	14.00	14.00
PM Session Average	0.00	0.00	0.78	0.02	0.07	0.00	0.00	0.00	0.88	0.88



Movement 3.4: Northbound on A219 Wimbledon Hill Road									Original Data	
TIME	P/CYCLE	M/CYCLE	CAR	TAXI	LGV	OGV1	OGV2	BUS/COACH	TOTAL	PCU TOTAL
0700 - 0715	0	3	106	0	31	7	0	4	151	156.70
0715 - 0730	7	15	113	1	26	3	2	5	172	166.50
0730 - 0745	5	12	112	5	45	2	0	7	188	184.80
0745 - 0800	5	9	102	7	28	2	1	5	159	156.90
<b>Hourly Total</b>	<b>17</b>	<b>39</b>	<b>433</b>	<b>10</b>	<b>130</b>	<b>14</b>	<b>3</b>	<b>21</b>	<b>667</b>	<b>664.90</b>
<b>Hourly Average</b>	<b>4.25</b>	<b>9.75</b>	<b>108.25</b>	<b>3.25</b>	<b>32.50</b>	<b>3.50</b>	<b>0.75</b>	<b>5.25</b>	<b>167.50</b>	<b>166.23</b>
0800 - 0815	4	6	117	8	11	3	0	5	154	153.70
0815 - 0830	5	9	102	7	15	4	2	2	146	143.20
0830 - 0845	3	4	113	1	15	6	0	5	147	150.20
0845 - 0900	1	11	103	7	21	8	0	10	161	167.60
<b>Hourly Total</b>	<b>13</b>	<b>30</b>	<b>435</b>	<b>23</b>	<b>62</b>	<b>21</b>	<b>2</b>	<b>22</b>	<b>608</b>	<b>614.70</b>
<b>Hourly Average</b>	<b>3.25</b>	<b>7.50</b>	<b>108.75</b>	<b>5.75</b>	<b>15.50</b>	<b>5.25</b>	<b>0.50</b>	<b>5.50</b>	<b>152.00</b>	<b>153.68</b>
0900 - 0915	2	5	73	8	12	11	4	5	120	131.10
0915 - 0930	3	6	86	3	20	6	1	3	128	129.30
0930 - 0945	0	2	73	7	17	3	1	4	107	112.60
0945 - 1000	2	1	68	5	20	6	1	5	108	115.10
<b>Hourly Total</b>	<b>7</b>	<b>14</b>	<b>300</b>	<b>23</b>	<b>69</b>	<b>26</b>	<b>7</b>	<b>17</b>	<b>463</b>	<b>488.10</b>
<b>Hourly Average</b>	<b>1.75</b>	<b>3.50</b>	<b>75.00</b>	<b>5.75</b>	<b>17.25</b>	<b>6.50</b>	<b>1.75</b>	<b>4.25</b>	<b>115.75</b>	<b>122.03</b>
<b>AM Session Total</b>	<b>37</b>	<b>83</b>	<b>1168</b>	<b>56</b>	<b>261</b>	<b>61</b>	<b>12</b>	<b>60</b>	<b>1738</b>	<b>1767.70</b>
<b>AM Session Average</b>	<b>3.08</b>	<b>6.92</b>	<b>97.33</b>	<b>4.67</b>	<b>21.75</b>	<b>5.08</b>	<b>1.00</b>	<b>5.00</b>	<b>144.83</b>	<b>147.31</b>

Movement 3.4: Northbound on A219 Wimbledon Hill Road									Flow in Vehicles / Hour	
TIME	P/CYCLE	M/CYCLE	CAR	TAXI	LGV	OGV1	OGV2	BUS/COACH	TOTAL	PCU TOTAL
0700 - 0715	0	12	424	0	124	28	0	16	604	626.80
0715 - 0730	28	60	452	4	104	12	8	20	688	666.00
0730 - 0745	20	48	448	20	180	8	0	28	752	739.20
0745 - 0800	20	36	408	28	112	8	4	20	636	627.60
<b>Hourly Total</b>	<b>68</b>	<b>156</b>	<b>1732</b>	<b>52</b>	<b>520</b>	<b>56</b>	<b>12</b>	<b>84</b>	<b>2680</b>	<b>2659.60</b>
<b>Hourly Average</b>	<b>17.00</b>	<b>39.00</b>	<b>433.00</b>	<b>13.00</b>	<b>130.00</b>	<b>14.00</b>	<b>3.00</b>	<b>21.00</b>	<b>670.00</b>	<b>664.90</b>
0800 - 0815	16	24	468	32	44	12	0	20	616	614.80
0815 - 0830	20	36	408	28	60	16	8	8	584	572.80
0830 - 0845	12	16	452	4	60	24	0	20	588	600.80
0845 - 0900	4	44	412	28	84	32	0	40	644	670.40
<b>Hourly Total</b>	<b>52</b>	<b>120</b>	<b>1740</b>	<b>92</b>	<b>248</b>	<b>84</b>	<b>8</b>	<b>88</b>	<b>2432</b>	<b>2458.80</b>
<b>Hourly Average</b>	<b>13.00</b>	<b>30.00</b>	<b>435.00</b>	<b>23.00</b>	<b>62.00</b>	<b>21.00</b>	<b>2.00</b>	<b>22.00</b>	<b>608.00</b>	<b>614.70</b>
0900 - 0915	8	20	292	32	48	44	16	20	480	524.40
0915 - 0930	12	24	344	12	80	24	4	12	512	517.20
0930 - 0945	0	8	292	28	68	12	4	16	428	450.40
0945 - 1000	8	4	272	20	80	24	4	20	432	460.40
<b>Hourly Total</b>	<b>28</b>	<b>56</b>	<b>1200</b>	<b>92</b>	<b>276</b>	<b>104</b>	<b>28</b>	<b>68</b>	<b>1852</b>	<b>1952.40</b>
<b>Hourly Average</b>	<b>7.00</b>	<b>14.00</b>	<b>300.00</b>	<b>23.00</b>	<b>69.00</b>	<b>26.00</b>	<b>7.00</b>	<b>17.00</b>	<b>463.00</b>	<b>488.10</b>
<b>AM Session Total</b>	<b>148</b>	<b>332</b>	<b>4672</b>	<b>236</b>	<b>1044</b>	<b>244</b>	<b>48</b>	<b>240</b>	<b>6964</b>	<b>7070.80</b>
<b>AM Session Average</b>	<b>12.33</b>	<b>27.67</b>	<b>389.33</b>	<b>19.67</b>	<b>87.00</b>	<b>20.33</b>	<b>4.00</b>	<b>20.00</b>	<b>580.33</b>	<b>589.23</b>

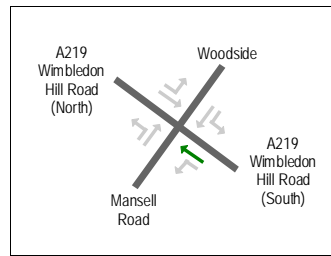
Movement 3.4: Northbound on A219 Wimbledon Hill Road									Traffic Mix	
TIME	P/CYCLE	M/CYCLE	CAR	TAXI	LGV	OGV1	OGV2	BUS/COACH	TOTAL	PCU TOTAL
0700 - 0715	0.00	0.02	0.70	0.00	0.21	0.05	0.00	0.03	1	1.04
0715 - 0730	0.04	0.09	0.66	0.01	0.15	0.02	0.01	0.03	1	0.97
0730 - 0745	0.03	0.06	0.60	0.03	0.24	0.01	0.00	0.04	1	0.98
0745 - 0800	0.03	0.06	0.64	0.04	0.18	0.01	0.01	0.03	1	0.99
<b>Hourly Total</b>	<b>0.10</b>	<b>0.23</b>	<b>2.60</b>	<b>0.08</b>	<b>0.77</b>	<b>0.09</b>	<b>0.02</b>	<b>0.12</b>	<b>4</b>	<b>3.98</b>
<b>Hourly Average</b>	<b>0.02</b>	<b>0.06</b>	<b>0.65</b>	<b>0.02</b>	<b>0.19</b>	<b>0.02</b>	<b>0.00</b>	<b>0.03</b>	<b>1.00</b>	<b>0.99</b>
0800 - 0815	0.03	0.04	0.76	0.05	0.07	0.02	0.00	0.03	1	1.00
0815 - 0830	0.03	0.06	0.70	0.05	0.10	0.03	0.01	0.01	1	0.98
0830 - 0845	0.02	0.03	0.77	0.01	0.10	0.04	0.00	0.03	1	1.02
0845 - 0900	0.01	0.07	0.64	0.04	0.13	0.05	0.00	0.06	1	1.04
<b>Hourly Total</b>	<b>0.09</b>	<b>0.20</b>	<b>2.87</b>	<b>0.15</b>	<b>0.41</b>	<b>0.14</b>	<b>0.01</b>	<b>0.14</b>	<b>4</b>	<b>4.04</b>
<b>Hourly Average</b>	<b>0.02</b>	<b>0.05</b>	<b>0.72</b>	<b>0.04</b>	<b>0.10</b>	<b>0.03</b>	<b>0.00</b>	<b>0.04</b>	<b>1.00</b>	<b>1.01</b>
0900 - 0915	0.02	0.04	0.61	0.07	0.10	0.09	0.03	0.04	1	1.09
0915 - 0930	0.02	0.05	0.67	0.02	0.16	0.05	0.01	0.02	1	1.01
0930 - 0945	0.00	0.02	0.68	0.07	0.16	0.03	0.01	0.04	1	1.05
0945 - 1000	0.02	0.01	0.63	0.05	0.19	0.06	0.01	0.05	1	1.07
<b>Hourly Total</b>	<b>0.06</b>	<b>0.12</b>	<b>2.59</b>	<b>0.20</b>	<b>0.60</b>	<b>0.22</b>	<b>0.06</b>	<b>0.15</b>	<b>4</b>	<b>4.22</b>
<b>Hourly Average</b>	<b>0.01</b>	<b>0.03</b>	<b>0.65</b>	<b>0.05</b>	<b>0.15</b>	<b>0.06</b>	<b>0.01</b>	<b>0.04</b>	<b>1.00</b>	<b>1.06</b>
<b>AM Session Total</b>	<b>0.24</b>	<b>0.54</b>	<b>8.06</b>	<b>0.43</b>	<b>1.78</b>	<b>0.45</b>	<b>0.09</b>	<b>0.42</b>	<b>12</b>	<b>12.24</b>
<b>AM Session Average</b>	<b>0.02</b>	<b>0.05</b>	<b>0.67</b>	<b>0.04</b>	<b>0.15</b>	<b>0.04</b>	<b>0.01</b>	<b>0.03</b>	<b>1.00</b>	<b>1.02</b>



TIME	Movement 3.4: Northbound on A219 Wimbledon Hill Road								Original Data	
	P/CYCLE	M/CYCLE	CAR	TAXI	LGV	OGV1	OGV2	BUS/COACH	TOTAL	PCU TOTAL
1130 - 1145	0	1	90	4	21	3	0	7	126	133.90
1145 - 1200	0	4	87	4	24	2	0	5	126	129.60
1200 - 1215	0	5	103	2	21	7	0	7	145	152.50
1215 - 1230	0	3	86	4	19	7	0	5	124	130.70
<b>Hourly Total</b>	<b>0</b>	<b>13</b>	<b>366</b>	<b>14</b>	<b>85</b>	<b>19</b>	<b>0</b>	<b>24</b>	<b>521</b>	<b>546.70</b>
<b>Hourly Average</b>	<b>0.00</b>	<b>3.25</b>	<b>91.50</b>	<b>3.50</b>	<b>21.25</b>	<b>4.75</b>	<b>0.00</b>	<b>6.00</b>	<b>130.25</b>	<b>136.68</b>
1230 - 1245	1	4	90	5	19	5	1	5	130	135.60
1245 - 1300	0	8	86	6	27	5	0	4	136	137.70
1300 - 1315	0	4	96	7	19	6	0	7	139	146.60
1315 - 1330	2	2	87	4	27	7	2	5	136	144.30
<b>Hourly Total</b>	<b>3</b>	<b>18</b>	<b>359</b>	<b>22</b>	<b>92</b>	<b>23</b>	<b>3</b>	<b>21</b>	<b>541</b>	<b>564.20</b>
<b>Hourly Average</b>	<b>0.75</b>	<b>4.50</b>	<b>89.75</b>	<b>5.50</b>	<b>23.00</b>	<b>5.75</b>	<b>0.75</b>	<b>5.25</b>	<b>135.25</b>	<b>141.05</b>
1330 - 1345	2	4	76	3	10	11	0	7	113	121.50
1345 - 1400	0	3	90	1	15	1	1	4	115	119.00
1400 - 1415	0	4	86	4	20	2	1	6	123	128.90
1415 - 1430	0	7	84	3	24	6	2	3	129	133.40
<b>Hourly Total</b>	<b>2</b>	<b>18</b>	<b>336</b>	<b>11</b>	<b>69</b>	<b>20</b>	<b>4</b>	<b>20</b>	<b>480</b>	<b>502.80</b>
<b>Hourly Average</b>	<b>0.50</b>	<b>4.50</b>	<b>84.00</b>	<b>2.75</b>	<b>17.25</b>	<b>5.00</b>	<b>1.00</b>	<b>5.00</b>	<b>120.00</b>	<b>125.70</b>
<b>Inter Session Total</b>	<b>5</b>	<b>49</b>	<b>1061</b>	<b>47</b>	<b>246</b>	<b>62</b>	<b>7</b>	<b>65</b>	<b>1542</b>	<b>1613.70</b>
<b>Inter Session Average</b>	<b>0.42</b>	<b>4.08</b>	<b>88.42</b>	<b>3.92</b>	<b>20.50</b>	<b>5.17</b>	<b>0.58</b>	<b>5.42</b>	<b>128.50</b>	<b>134.48</b>

TIME	Movement 3.4: Northbound on A219 Wimbledon Hill Road								Flow in Vehicles / Hour	
	P/CYCLE	M/CYCLE	CAR	TAXI	LGV	OGV1	OGV2	BUS/COACH	TOTAL	PCU TOTAL
1130 - 1145	0	4	360	16	84	12	0	28	504	535.60
1145 - 1200	0	16	348	16	96	8	0	20	504	518.40
1200 - 1215	0	20	412	8	84	28	0	28	580	610.00
1215 - 1230	0	12	344	16	76	28	0	20	496	522.80
<b>Hourly Total</b>	<b>0</b>	<b>52</b>	<b>1464</b>	<b>56</b>	<b>340</b>	<b>76</b>	<b>0</b>	<b>96</b>	<b>2084</b>	<b>2186.80</b>
<b>Hourly Average</b>	<b>0.00</b>	<b>13.00</b>	<b>366.00</b>	<b>14.00</b>	<b>85.00</b>	<b>19.00</b>	<b>0.00</b>	<b>24.00</b>	<b>521.00</b>	<b>546.70</b>
1230 - 1245	4	16	360	20	76	20	4	20	520	542.40
1245 - 1300	0	32	344	24	108	20	0	16	544	550.80
1300 - 1315	0	16	384	28	76	24	0	28	556	586.40
1315 - 1330	8	8	348	16	108	28	8	20	544	577.20
<b>Hourly Total</b>	<b>12</b>	<b>72</b>	<b>1436</b>	<b>88</b>	<b>368</b>	<b>92</b>	<b>12</b>	<b>84</b>	<b>2164</b>	<b>2256.80</b>
<b>Hourly Average</b>	<b>3.00</b>	<b>18.00</b>	<b>359.00</b>	<b>22.00</b>	<b>92.00</b>	<b>23.00</b>	<b>3.00</b>	<b>21.00</b>	<b>541.00</b>	<b>564.20</b>
1330 - 1345	8	16	304	12	40	44	0	28	452	486.00
1345 - 1400	0	12	360	4	60	4	4	16	460	476.00
1400 - 1415	0	16	344	16	80	8	4	24	492	515.60
1415 - 1430	0	28	336	12	96	24	8	12	516	533.60
<b>Hourly Total</b>	<b>8</b>	<b>72</b>	<b>1344</b>	<b>44</b>	<b>276</b>	<b>80</b>	<b>16</b>	<b>80</b>	<b>1920</b>	<b>2011.20</b>
<b>Hourly Average</b>	<b>2.00</b>	<b>18.00</b>	<b>336.00</b>	<b>11.00</b>	<b>69.00</b>	<b>20.00</b>	<b>4.00</b>	<b>20.00</b>	<b>480.00</b>	<b>502.80</b>
<b>Inter Session Total</b>	<b>20</b>	<b>196</b>	<b>4244</b>	<b>188</b>	<b>984</b>	<b>248</b>	<b>28</b>	<b>260</b>	<b>6168</b>	<b>6454.80</b>
<b>Inter Session Average</b>	<b>1.67</b>	<b>16.33</b>	<b>353.67</b>	<b>15.67</b>	<b>82.00</b>	<b>20.67</b>	<b>2.33</b>	<b>21.67</b>	<b>514.00</b>	<b>537.90</b>

TIME	Movement 3.4: Northbound on A219 Wimbledon Hill Road								Traffic Mix	
	P/CYCLE	M/CYCLE	CAR	TAXI	LGV	OGV1	OGV2	BUS/COACH	TOTAL	PCU TOTAL
1130 - 1145	0.00	0.01	0.71	0.03	0.17	0.02	0.00	0.06	1	1.06
1145 - 1200	0.00	0.03	0.69	0.03	0.19	0.02	0.00	0.04	1	1.03
1200 - 1215	0.00	0.03	0.71	0.01	0.14	0.05	0.00	0.05	1	1.05
1215 - 1230	0.00	0.02	0.69	0.03	0.15	0.06	0.00	0.04	1	1.05
<b>Hourly Total</b>	<b>0.00</b>	<b>0.10</b>	<b>2.81</b>	<b>0.11</b>	<b>0.66</b>	<b>0.14</b>	<b>0.00</b>	<b>0.18</b>	<b>4</b>	<b>4.20</b>
<b>Hourly Average</b>	<b>0.00</b>	<b>0.02</b>	<b>0.70</b>	<b>0.03</b>	<b>0.16</b>	<b>0.04</b>	<b>0.00</b>	<b>0.05</b>	<b>1.00</b>	<b>1.05</b>
1230 - 1245	0.01	0.03	0.69	0.04	0.15	0.04	0.01	0.04	1	1.04
1245 - 1300	0.00	0.06	0.63	0.04	0.20	0.04	0.00	0.03	1	1.01
1300 - 1315	0.00	0.03	0.69	0.05	0.14	0.04	0.00	0.05	1	1.05
1315 - 1330	0.01	0.01	0.64	0.03	0.20	0.05	0.01	0.04	1	1.06
<b>Hourly Total</b>	<b>0.02</b>	<b>0.13</b>	<b>2.66</b>	<b>0.16</b>	<b>0.68</b>	<b>0.17</b>	<b>0.02</b>	<b>0.15</b>	<b>4</b>	<b>4.17</b>
<b>Hourly Average</b>	<b>0.01</b>	<b>0.03</b>	<b>0.66</b>	<b>0.04</b>	<b>0.17</b>	<b>0.04</b>	<b>0.01</b>	<b>0.04</b>	<b>1.00</b>	<b>1.04</b>
1330 - 1345	0.02	0.04	0.67	0.03	0.09	0.10	0.00	0.06	1	1.08
1345 - 1400	0.00	0.03	0.78	0.01	0.13	0.01	0.01	0.03	1	1.03
1400 - 1415	0.00	0.03	0.70	0.03	0.16	0.02	0.01	0.05	1	1.05
1415 - 1430	0.00	0.05	0.65	0.02	0.19	0.05	0.02	0.02	1	1.03
<b>Hourly Total</b>	<b>0.02</b>	<b>0.15</b>	<b>2.81</b>	<b>0.09</b>	<b>0.57</b>	<b>0.17</b>	<b>0.03</b>	<b>0.17</b>	<b>4</b>	<b>4.19</b>
<b>Hourly Average</b>	<b>0.00</b>	<b>0.04</b>	<b>0.70</b>	<b>0.02</b>	<b>0.14</b>	<b>0.04</b>	<b>0.01</b>	<b>0.04</b>	<b>1.00</b>	<b>1.05</b>
<b>Inter Session Total</b>	<b>0.04</b>	<b>0.38</b>	<b>8.27</b>	<b>0.36</b>	<b>1.90</b>	<b>0.48</b>	<b>0.05</b>	<b>0.51</b>	<b>12</b>	<b>12.56</b>
<b>Inter Session Average</b>	<b>0.00</b>	<b>0.03</b>	<b>0.69</b>	<b>0.03</b>	<b>0.16</b>	<b>0.04</b>	<b>0.00</b>	<b>0.04</b>	<b>1.00</b>	<b>1.05</b>



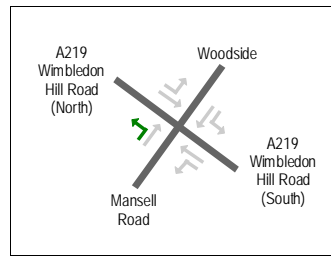
TIME	Movement 3.4: Northbound on A219 Wimbledon Hill Road								Original Data	
	P/CYCLE	M/CYCLE	CAR	TAXI	LGV	OGV1	OGV2	BUS/COACH	TOTAL	PCU TOTAL
1500 - 1515	1	2	92	0	0	2	1	6	104	110.30
1515 - 1530	0	4	107	0	0	4	1	8	124	132.90
1530 - 1545	0	2	94	0	0	2	1	5	104	110.10
1545 - 1600	3	1	93	0	0	3	0	3	103	104.50
Hourly Total	4	9	386	0	0	11	3	22	435	457.80
Hourly Average	1.00	2.25	96.50	0.00	0.00	2.75	0.75	5.50	108.75	114.45
1600 - 1615	2	8	65	6	14	4	0	3	102	100.60
1615 - 1630	0	3	93	4	15	2	0	6	123	128.20
1630 - 1645	3	4	118	5	16	5	0	6	157	160.70
1645 - 1700	1	1	109	5	10	0	0	5	131	134.60
Hourly Total	6	16	385	20	55	11	0	20	513	524.10
Hourly Average	1.50	4.00	96.25	5.00	13.75	2.75	0.00	5.00	128.25	131.03
1700 - 1715	3	5	114	6	19	2	0	6	155	156.60
1715 - 1730	2	8	119	7	11	3	0	4	154	153.10
1730 - 1745	3	8	129	12	4	1	0	4	161	158.30
1745 - 1800	2	5	106	7	10	0	0	5	135	135.40
Hourly Total	10	26	468	32	44	6	0	19	605	603.40
Hourly Average	2.50	6.50	117.00	8.00	11.00	1.50	0.00	4.75	151.25	150.85
1800 - 1815	2	4	129	9	14	4	0	1	163	162.00
1815 - 1830	2	8	108	12	7	3	0	6	146	147.10
1830 - 1845	3	1	128	7	3	0	0	5	147	149.00
1845 - 1900	1	3	94	12	4	0	0	5	119	121.40
Hourly Total	8	16	459	40	28	7	0	17	575	579.50
Hourly Average	2.00	4.00	114.75	10.00	7.00	1.75	0.00	4.25	143.75	144.88
PM Session Total	28	67	1698	92	127	35	3	78	2128	2164.80
PM Session Average	1.75	4.19	106.13	5.75	7.94	2.19	0.19	4.88	133.00	135.30

TIME	Movement 3.4: Northbound on A219 Wimbledon Hill Road								Flow in Vehicles / Hour	
	P/CYCLE	M/CYCLE	CAR	TAXI	LGV	OGV1	OGV2	BUS/COACH	TOTAL	PCU TOTAL
1500 - 1515	4	8	368	0	0	8	4	24	416	441.20
1515 - 1530	0	16	428	0	0	16	4	32	496	531.60
1530 - 1545	0	8	376	0	0	8	4	20	416	440.40
1545 - 1600	12	4	372	0	0	12	0	12	412	418.00
Hourly Total	16	36	1544	0	0	44	12	88	1740	1831.20
Hourly Average	4.00	9.00	386.00	0.00	0.00	11.00	3.00	22.00	435.00	457.80
1600 - 1615	8	32	260	24	56	16	0	12	408	402.40
1615 - 1630	0	12	372	16	60	8	0	24	492	512.80
1630 - 1645	12	16	472	20	64	20	0	24	628	642.80
1645 - 1700	4	4	436	20	40	0	0	20	524	538.40
Hourly Total	24	64	1540	80	220	44	0	80	2052	2096.40
Hourly Average	6.00	16.00	385.00	20.00	55.00	11.00	0.00	20.00	513.00	524.10
1700 - 1715	12	20	456	24	76	8	0	24	620	626.40
1715 - 1730	8	32	476	28	44	12	0	16	616	612.40
1730 - 1745	12	32	516	48	16	4	0	16	644	633.20
1745 - 1800	8	20	424	28	40	0	0	20	540	541.60
Hourly Total	40	104	1872	128	176	24	0	76	2420	2413.60
Hourly Average	10.00	26.00	468.00	32.00	44.00	6.00	0.00	19.00	605.00	603.40
1800 - 1815	8	16	516	36	56	16	0	4	652	648.00
1815 - 1830	8	32	432	48	28	12	0	24	584	588.40
1830 - 1845	12	4	512	28	12	0	0	20	588	596.00
1845 - 1900	4	12	376	48	16	0	0	20	476	485.60
Hourly Total	32	64	1836	160	112	28	0	68	2300	2318.00
Hourly Average	8.00	16.00	459.00	40.00	28.00	7.00	0.00	17.00	575.00	579.50
PM Session Total	112	268	6792	368	508	140	12	312	8512	8659.20
PM Session Average	7.00	16.75	424.50	23.00	31.75	8.75	0.75	19.50	532.00	541.20

TIME	Movement 3.4: Northbound on A219 Wimbledon Hill Road								Traffic Mix	
	P/CYCLE	M/CYCLE	CAR	TAXI	LGV	OGV1	OGV2	BUS/COACH	TOTAL	PCU TOTAL
1500 - 1515	0.01	0.02	0.88	0.00	0.00	0.02	0.01	0.06	1	1.06
1515 - 1530	0.00	0.03	0.86	0.00	0.00	0.03	0.01	0.06	1	1.07
1530 - 1545	0.00	0.02	0.90	0.00	0.00	0.02	0.01	0.05	1	1.06
1545 - 1600	0.03	0.01	0.90	0.00	0.00	0.03	0.00	0.03	1	1.01
Hourly Total	0.04	0.08	3.55	0.00	0.00	0.10	0.03	0.20	4	4.21
Hourly Average	0.01	0.02	0.89	0.00	0.00	0.02	0.01	0.05	1.00	1.05
1600 - 1615	0.02	0.08	0.64	0.06	0.14	0.04	0.00	0.03	1	0.99
1615 - 1630	0.00	0.02	0.76	0.03	0.12	0.02	0.00	0.05	1	1.04
1630 - 1645	0.02	0.03	0.75	0.03	0.10	0.03	0.00	0.04	1	1.02
1645 - 1700	0.01	0.01	0.83	0.04	0.08	0.00	0.00	0.04	1	1.03
Hourly Total	0.05	0.14	2.98	0.16	0.44	0.09	0.00	0.15	4	4.08
Hourly Average	0.01	0.03	0.74	0.04	0.11	0.02	0.00	0.04	1.00	1.02
1700 - 1715	0.02	0.03	0.74	0.04	0.12	0.01	0.00	0.04	1	1.01
1715 - 1730	0.01	0.05	0.77	0.05	0.07	0.02	0.00	0.03	1	0.99
1730 - 1745	0.02	0.05	0.80	0.07	0.02	0.01	0.00	0.02	1	0.98
1745 - 1800	0.01	0.04	0.79	0.05	0.07	0.00	0.00	0.04	1	1.00
Hourly Total	0.07	0.17	3.09	0.21	0.29	0.04	0.00	0.13	4	3.99
Hourly Average	0.02	0.04	0.77	0.05	0.07	0.01	0.00	0.03	1.00	1.00
1800 - 1815	0.01	0.02	0.79	0.06	0.09	0.02	0.00	0.01	1	0.99
1815 - 1830	0.01	0.05	0.74	0.08	0.05	0.02	0.00	0.04	1	1.01
1830 - 1845	0.02	0.01	0.87	0.05	0.02	0.00	0.00	0.03	1	1.01
1845 - 1900	0.01	0.03	0.79	0.10	0.03	0.00	0.00	0.04	1	1.02
Hourly Total	0.05	0.11	3.19	0.29	0.19	0.05	0.00	0.12	4	4.04
Hourly Average	0.01	0.03	0.80	0.07	0.05	0.01	0.00	0.03	1.00	1.01
PM Session Total	0.21	0.50	12.82	0.66	0.92	0.27	0.03	0.60	16.00	16.31
PM Session Average	0.01	0.03	0.80	0.04	0.06	0.02	0.00	0.04	1.00	1.02

PM Session Total	0.21	0.50	12.82	0.66	0.92	0.27	0.03	0.60	16.00	16.31
PM Session Average	0.01	0.03	0.80	0.04	0.06	0.02	0.00	0.04	1.00	1.02





Movement 3.5: Left from Mansell Road to A219 Wimbledon Hill Road (North)									Original Data	
TIME	P/CYCLE	M/CYCLE	CAR	TAXI	LGV	OGV1	OGV2	BUS/COACH	TOTAL	PCU TOTAL
1130 - 1145	0	0	0	0	0	0	0	0	0	0.00
1145 - 1200	0	1	1	0	0	0	0	0	2	1.40
1200 - 1215	0	0	0	0	0	0	0	0	0	0.00
1215 - 1230	0	0	0	0	0	0	0	0	0	0.00
<b>Hourly Total</b>	<b>0</b>	<b>1</b>	<b>1</b>	<b>0</b>	<b>0</b>	<b>0</b>	<b>0</b>	<b>0</b>	<b>2</b>	<b>1.40</b>
<b>Hourly Average</b>	<b>0.00</b>	<b>0.25</b>	<b>0.25</b>	<b>0.00</b>	<b>0.00</b>	<b>0.00</b>	<b>0.00</b>	<b>0.00</b>	<b>0.50</b>	<b>0.35</b>
1230 - 1245	0	0	0	0	0	0	0	0	0	0.00
1245 - 1300	0	0	0	0	0	0	0	0	0	0.00
1300 - 1315	0	0	0	0	0	0	0	0	0	0.00
1315 - 1330	0	0	0	0	0	0	0	0	0	0.00
<b>Hourly Total</b>	<b>0</b>	<b>0</b>	<b>0</b>	<b>0</b>	<b>0</b>	<b>0</b>	<b>0</b>	<b>0</b>	<b>0</b>	<b>0.00</b>
<b>Hourly Average</b>	<b>0.00</b>	<b>0.00</b>	<b>0.00</b>	<b>0.00</b>	<b>0.00</b>	<b>0.00</b>	<b>0.00</b>	<b>0.00</b>	<b>0.00</b>	<b>0.00</b>
1330 - 1345	0	0	0	0	0	0	0	0	0	0.00
1345 - 1400	0	0	0	0	0	0	0	0	0	0.00
1400 - 1415	0	0	0	0	0	0	0	0	0	0.00
1415 - 1430	0	0	0	0	0	0	0	0	0	0.00
<b>Hourly Total</b>	<b>0</b>	<b>0</b>	<b>0</b>	<b>0</b>	<b>0</b>	<b>0</b>	<b>0</b>	<b>0</b>	<b>0</b>	<b>0.00</b>
<b>Hourly Average</b>	<b>0.00</b>	<b>0.00</b>	<b>0.00</b>	<b>0.00</b>	<b>0.00</b>	<b>0.00</b>	<b>0.00</b>	<b>0.00</b>	<b>0.00</b>	<b>0.00</b>

<b>Inter Session Total</b>	<b>0</b>	<b>1</b>	<b>1</b>	<b>0</b>	<b>0</b>	<b>0</b>	<b>0</b>	<b>0</b>	<b>2</b>	<b>1.40</b>
<b>Inter Session Average</b>	<b>0.00</b>	<b>0.08</b>	<b>0.08</b>	<b>0.00</b>	<b>0.00</b>	<b>0.00</b>	<b>0.00</b>	<b>0.00</b>	<b>0.17</b>	<b>0.12</b>

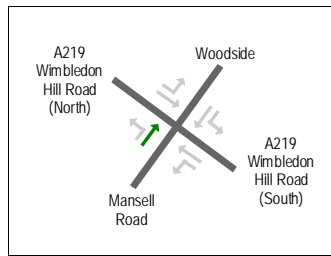
Movement 3.5: Left from Mansell Road to A219 Wimbledon Hill Road (North)									Flow in Vehicles / Hour	
TIME	P/CYCLE	M/CYCLE	CAR	TAXI	LGV	OGV1	OGV2	BUS/COACH	TOTAL	PCU TOTAL
1130 - 1145	0	0	0	0	0	0	0	0	0	0.00
1145 - 1200	0	4	4	0	0	0	0	0	8	5.60
1200 - 1215	0	0	0	0	0	0	0	0	0	0.00
1215 - 1230	0	0	0	0	0	0	0	0	0	0.00
<b>Hourly Total</b>	<b>0</b>	<b>4</b>	<b>4</b>	<b>0</b>	<b>0</b>	<b>0</b>	<b>0</b>	<b>0</b>	<b>8</b>	<b>5.60</b>
<b>Hourly Average</b>	<b>0.00</b>	<b>1.00</b>	<b>1.00</b>	<b>0.00</b>	<b>0.00</b>	<b>0.00</b>	<b>0.00</b>	<b>0.00</b>	<b>2.00</b>	<b>1.40</b>
1230 - 1245	0	0	0	0	0	0	0	0	0	0.00
1245 - 1300	0	0	0	0	0	0	0	0	0	0.00
1300 - 1315	0	0	0	0	0	0	0	0	0	0.00
1315 - 1330	0	0	0	0	0	0	0	0	0	0.00
<b>Hourly Total</b>	<b>0</b>	<b>0</b>	<b>0</b>	<b>0</b>	<b>0</b>	<b>0</b>	<b>0</b>	<b>0</b>	<b>0</b>	<b>0.00</b>
<b>Hourly Average</b>	<b>0.00</b>	<b>0.00</b>	<b>0.00</b>	<b>0.00</b>	<b>0.00</b>	<b>0.00</b>	<b>0.00</b>	<b>0.00</b>	<b>0.00</b>	<b>0.00</b>
1330 - 1345	0	0	0	0	0	0	0	0	0	0.00
1345 - 1400	0	0	0	0	0	0	0	0	0	0.00
1400 - 1415	0	0	0	0	0	0	0	0	0	0.00
1415 - 1430	0	0	0	0	0	0	0	0	0	0.00
<b>Hourly Total</b>	<b>0</b>	<b>0</b>	<b>0</b>	<b>0</b>	<b>0</b>	<b>0</b>	<b>0</b>	<b>0</b>	<b>0</b>	<b>0.00</b>
<b>Hourly Average</b>	<b>0.00</b>	<b>0.00</b>	<b>0.00</b>	<b>0.00</b>	<b>0.00</b>	<b>0.00</b>	<b>0.00</b>	<b>0.00</b>	<b>0.00</b>	<b>0.00</b>

<b>Inter Session Total</b>	<b>0</b>	<b>4</b>	<b>4</b>	<b>0</b>	<b>0</b>	<b>0</b>	<b>0</b>	<b>0</b>	<b>8</b>	<b>5.60</b>
<b>Inter Session Average</b>	<b>0.00</b>	<b>0.33</b>	<b>0.33</b>	<b>0.00</b>	<b>0.00</b>	<b>0.00</b>	<b>0.00</b>	<b>0.00</b>	<b>0.67</b>	<b>0.47</b>

Movement 3.5: Left from Mansell Road to A219 Wimbledon Hill Road (North)									Traffic Mix	
TIME	P/CYCLE	M/CYCLE	CAR	TAXI	LGV	OGV1	OGV2	BUS/COACH	TOTAL	PCU TOTAL
1130 - 1145	0.00	0.00	0.00	0.00	0.00	0.00	0.00	0.00	0	0.00
1145 - 1200	0.00	0.50	0.50	0.00	0.00	0.00	0.00	0.00	1	0.70
1200 - 1215	0.00	0.00	0.00	0.00	0.00	0.00	0.00	0.00	0	0.00
1215 - 1230	0.00	0.00	0.00	0.00	0.00	0.00	0.00	0.00	0	0.00
<b>Hourly Total</b>	<b>0.00</b>	<b>0.50</b>	<b>0.50</b>	<b>0.00</b>	<b>0.00</b>	<b>0.00</b>	<b>0.00</b>	<b>0.00</b>	<b>1</b>	<b>0.70</b>
<b>Hourly Average</b>	<b>0.00</b>	<b>0.13</b>	<b>0.13</b>	<b>0.00</b>	<b>0.00</b>	<b>0.00</b>	<b>0.00</b>	<b>0.00</b>	<b>0.25</b>	<b>0.18</b>
1230 - 1245	0.00	0.00	0.00	0.00	0.00	0.00	0.00	0.00	0	0.00
1245 - 1300	0.00	0.00	0.00	0.00	0.00	0.00	0.00	0.00	0	0.00
1300 - 1315	0.00	0.00	0.00	0.00	0.00	0.00	0.00	0.00	0	0.00
1315 - 1330	0.00	0.00	0.00	0.00	0.00	0.00	0.00	0.00	0	0.00
<b>Hourly Total</b>	<b>0.00</b>	<b>0.00</b>	<b>0.00</b>	<b>0.00</b>	<b>0.00</b>	<b>0.00</b>	<b>0.00</b>	<b>0.00</b>	<b>0</b>	<b>0.00</b>
<b>Hourly Average</b>	<b>0.00</b>	<b>0.00</b>	<b>0.00</b>	<b>0.00</b>	<b>0.00</b>	<b>0.00</b>	<b>0.00</b>	<b>0.00</b>	<b>0.00</b>	<b>0.00</b>
1330 - 1345	0.00	0.00	0.00	0.00	0.00	0.00	0.00	0.00	0	0.00
1345 - 1400	0.00	0.00	0.00	0.00	0.00	0.00	0.00	0.00	0	0.00
1400 - 1415	0.00	0.00	0.00	0.00	0.00	0.00	0.00	0.00	0	0.00
1415 - 1430	0.00	0.00	0.00	0.00	0.00	0.00	0.00	0.00	0	0.00
<b>Hourly Total</b>	<b>0.00</b>	<b>0.00</b>	<b>0.00</b>	<b>0.00</b>	<b>0.00</b>	<b>0.00</b>	<b>0.00</b>	<b>0.00</b>	<b>0</b>	<b>0.00</b>
<b>Hourly Average</b>	<b>0.00</b>	<b>0.00</b>	<b>0.00</b>	<b>0.00</b>	<b>0.00</b>	<b>0.00</b>	<b>0.00</b>	<b>0.00</b>	<b>0.00</b>	<b>0.00</b>

<b>Inter Session Total</b>	<b>0.00</b>	<b>0.50</b>	<b>0.50</b>	<b>0.00</b>	<b>0.00</b>	<b>0.00</b>	<b>0.00</b>	<b>0.00</b>	<b>1</b>	<b>0.70</b>
<b>Inter Session Average</b>	<b>0.00</b>	<b>0.04</b>	<b>0.04</b>	<b>0.00</b>	<b>0.00</b>	<b>0.00</b>	<b>0.00</b>	<b>0.00</b>	<b>0.08</b>	<b>0.06</b>





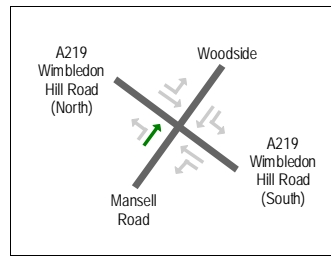
Movement 3.6: Eastbound from Mansell Road to Woodside									Original Data	
TIME	P/CYCLE	M/CYCLE	CAR	TAXI	LGV	OGV1	OGV2	BUS/COACH	TOTAL	PCU TOTAL
0700 - 0715	0	0	0	0	0	0	0	0	0	0.00
0715 - 0730	0	0	0	0	0	0	0	0	0	0.00
0730 - 0745	1	0	0	0	0	0	0	0	1	0.20
0745 - 0800	0	0	0	0	0	0	0	0	0	0.00
<b>Hourly Total</b>	<b>1</b>	<b>0</b>	<b>0</b>	<b>0</b>	<b>0</b>	<b>0</b>	<b>0</b>	<b>0</b>	<b>1</b>	<b>0.20</b>
<b>Hourly Average</b>	<b>0.25</b>	<b>0.00</b>	<b>0.00</b>	<b>0.00</b>	<b>0.00</b>	<b>0.00</b>	<b>0.00</b>	<b>0.00</b>	<b>0.25</b>	<b>0.05</b>
0800 - 0815	1	0	0	0	0	0	0	0	1	0.20
0815 - 0830	0	0	0	0	0	0	0	0	0	0.00
0830 - 0845	0	0	0	0	0	0	0	0	0	0.00
0845 - 0900	0	0	0	0	0	0	0	0	0	0.00
<b>Hourly Total</b>	<b>1</b>	<b>0</b>	<b>0</b>	<b>0</b>	<b>0</b>	<b>0</b>	<b>0</b>	<b>0</b>	<b>1</b>	<b>0.20</b>
<b>Hourly Average</b>	<b>0.25</b>	<b>0.00</b>	<b>0.00</b>	<b>0.00</b>	<b>0.00</b>	<b>0.00</b>	<b>0.00</b>	<b>0.00</b>	<b>0.25</b>	<b>0.05</b>
0900 - 0915	1	1	0	0	0	0	0	0	2	0.60
0915 - 0930	0	1	0	0	0	0	0	0	1	0.40
0930 - 0945	0	0	0	0	0	0	0	0	0	0.00
0945 - 1000	0	0	0	0	0	0	0	0	0	0.00
<b>Hourly Total</b>	<b>1</b>	<b>2</b>	<b>0</b>	<b>0</b>	<b>0</b>	<b>0</b>	<b>0</b>	<b>0</b>	<b>3</b>	<b>1.00</b>
<b>Hourly Average</b>	<b>0.25</b>	<b>0.50</b>	<b>0.00</b>	<b>0.00</b>	<b>0.00</b>	<b>0.00</b>	<b>0.00</b>	<b>0.00</b>	<b>0.75</b>	<b>0.25</b>
<b>AM Session Total</b>	<b>3</b>	<b>2</b>	<b>0</b>	<b>0</b>	<b>0</b>	<b>0</b>	<b>0</b>	<b>0</b>	<b>5</b>	<b>1.40</b>
<b>AM Session Average</b>	<b>0.25</b>	<b>0.17</b>	<b>0.00</b>	<b>0.00</b>	<b>0.00</b>	<b>0.00</b>	<b>0.00</b>	<b>0.00</b>	<b>0.42</b>	<b>0.12</b>

Movement 3.6: Eastbound from Mansell Road to Woodside									Flow in Vehicles / Hour	
TIME	P/CYCLE	M/CYCLE	CAR	TAXI	LGV	OGV1	OGV2	BUS/COACH	TOTAL	PCU TOTAL
0700 - 0715	0	0	0	0	0	0	0	0	0	0.00
0715 - 0730	0	0	0	0	0	0	0	0	0	0.00
0730 - 0745	4	0	0	0	0	0	0	0	4	0.80
0745 - 0800	0	0	0	0	0	0	0	0	0	0.00
<b>Hourly Total</b>	<b>4</b>	<b>0</b>	<b>0</b>	<b>0</b>	<b>0</b>	<b>0</b>	<b>0</b>	<b>0</b>	<b>4</b>	<b>0.80</b>
<b>Hourly Average</b>	<b>1.00</b>	<b>0.00</b>	<b>0.00</b>	<b>0.00</b>	<b>0.00</b>	<b>0.00</b>	<b>0.00</b>	<b>0.00</b>	<b>1.00</b>	<b>0.20</b>
0800 - 0815	4	0	0	0	0	0	0	0	4	0.80
0815 - 0830	0	0	0	0	0	0	0	0	0	0.00
0830 - 0845	0	0	0	0	0	0	0	0	0	0.00
0845 - 0900	0	0	0	0	0	0	0	0	0	0.00
<b>Hourly Total</b>	<b>4</b>	<b>0</b>	<b>0</b>	<b>0</b>	<b>0</b>	<b>0</b>	<b>0</b>	<b>0</b>	<b>4</b>	<b>0.80</b>
<b>Hourly Average</b>	<b>1.00</b>	<b>0.00</b>	<b>0.00</b>	<b>0.00</b>	<b>0.00</b>	<b>0.00</b>	<b>0.00</b>	<b>0.00</b>	<b>1.00</b>	<b>0.20</b>
0900 - 0915	4	4	0	0	0	0	0	0	8	2.40
0915 - 0930	0	4	0	0	0	0	0	0	4	1.60
0930 - 0945	0	0	0	0	0	0	0	0	0	0.00
0945 - 1000	0	0	0	0	0	0	0	0	0	0.00
<b>Hourly Total</b>	<b>4</b>	<b>8</b>	<b>0</b>	<b>0</b>	<b>0</b>	<b>0</b>	<b>0</b>	<b>0</b>	<b>12</b>	<b>4.00</b>
<b>Hourly Average</b>	<b>1.00</b>	<b>2.00</b>	<b>0.00</b>	<b>0.00</b>	<b>0.00</b>	<b>0.00</b>	<b>0.00</b>	<b>0.00</b>	<b>3.00</b>	<b>1.00</b>
<b>AM Session Total</b>	<b>12</b>	<b>8</b>	<b>0</b>	<b>0</b>	<b>0</b>	<b>0</b>	<b>0</b>	<b>0</b>	<b>20</b>	<b>5.60</b>
<b>AM Session Average</b>	<b>1.00</b>	<b>0.67</b>	<b>0.00</b>	<b>0.00</b>	<b>0.00</b>	<b>0.00</b>	<b>0.00</b>	<b>0.00</b>	<b>1.67</b>	<b>0.47</b>

Movement 3.6: Eastbound from Mansell Road to Woodside									Traffic Mix	
TIME	P/CYCLE	M/CYCLE	CAR	TAXI	LGV	OGV1	OGV2	BUS/COACH	TOTAL	PCU TOTAL
0700 - 0715	0.00	0.00	0.00	0.00	0.00	0.00	0.00	0.00	0	0.00
0715 - 0730	0.00	0.00	0.00	0.00	0.00	0.00	0.00	0.00	0	0.00
0730 - 0745	1.00	0.00	0.00	0.00	0.00	0.00	0.00	0.00	1	0.20
0745 - 0800	0.00	0.00	0.00	0.00	0.00	0.00	0.00	0.00	0	0.00
<b>Hourly Total</b>	<b>1.00</b>	<b>0.00</b>	<b>0.00</b>	<b>0.00</b>	<b>0.00</b>	<b>0.00</b>	<b>0.00</b>	<b>0.00</b>	<b>1</b>	<b>0.20</b>
<b>Hourly Average</b>	<b>0.25</b>	<b>0.00</b>	<b>0.00</b>	<b>0.00</b>	<b>0.00</b>	<b>0.00</b>	<b>0.00</b>	<b>0.00</b>	<b>0.25</b>	<b>0.05</b>
0800 - 0815	1.00	0.00	0.00	0.00	0.00	0.00	0.00	0.00	1	0.20
0815 - 0830	0.00	0.00	0.00	0.00	0.00	0.00	0.00	0.00	0	0.00
0830 - 0845	0.00	0.00	0.00	0.00	0.00	0.00	0.00	0.00	0	0.00
0845 - 0900	0.00	0.00	0.00	0.00	0.00	0.00	0.00	0.00	0	0.00
<b>Hourly Total</b>	<b>1.00</b>	<b>0.00</b>	<b>0.00</b>	<b>0.00</b>	<b>0.00</b>	<b>0.00</b>	<b>0.00</b>	<b>0.00</b>	<b>1</b>	<b>0.20</b>
<b>Hourly Average</b>	<b>0.25</b>	<b>0.00</b>	<b>0.00</b>	<b>0.00</b>	<b>0.00</b>	<b>0.00</b>	<b>0.00</b>	<b>0.00</b>	<b>0.25</b>	<b>0.05</b>
0900 - 0915	0.50	0.50	0.00	0.00	0.00	0.00	0.00	0.00	1	0.30
0915 - 0930	0.00	1.00	0.00	0.00	0.00	0.00	0.00	0.00	1	0.40
0930 - 0945	0.00	0.00	0.00	0.00	0.00	0.00	0.00	0.00	0	0.00
0945 - 1000	0.00	0.00	0.00	0.00	0.00	0.00	0.00	0.00	0	0.00
<b>Hourly Total</b>	<b>0.50</b>	<b>1.50</b>	<b>0.00</b>	<b>0.00</b>	<b>0.00</b>	<b>0.00</b>	<b>0.00</b>	<b>0.00</b>	<b>2</b>	<b>0.70</b>
<b>Hourly Average</b>	<b>0.13</b>	<b>0.38</b>	<b>0.00</b>	<b>0.00</b>	<b>0.00</b>	<b>0.00</b>	<b>0.00</b>	<b>0.00</b>	<b>0.50</b>	<b>0.18</b>
<b>AM Session Total</b>	<b>2.50</b>	<b>1.50</b>	<b>0.00</b>	<b>0.00</b>	<b>0.00</b>	<b>0.00</b>	<b>0.00</b>	<b>0.00</b>	<b>4</b>	<b>1.10</b>
<b>AM Session Average</b>	<b>0.21</b>	<b>0.13</b>	<b>0.00</b>	<b>0.00</b>	<b>0.00</b>	<b>0.00</b>	<b>0.00</b>	<b>0.00</b>	<b>0.33</b>	<b>0.09</b>



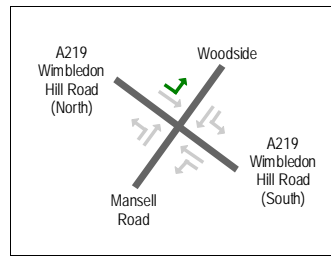




Movement 3.6: Eastbound from Mansell Road to Woodside									Original Data	
TIME	P/CYCLE	M/CYCLE	CAR	TAXI	LGV	OGV1	OGV2	BUS/COACH	TOTAL	PCU TOTAL
1500 - 1515	0	0	0	0	0	0	0	0	0	0.00
1515 - 1530	0	0	0	0	0	0	0	0	0	0.00
1530 - 1545	1	0	0	0	0	0	0	0	1	0.20
1545 - 1600	0	0	0	0	0	0	0	0	0	0.00
<b>Hourly Total</b>	<b>1</b>	<b>0</b>	<b>0</b>	<b>0</b>	<b>0</b>	<b>0</b>	<b>0</b>	<b>0</b>	<b>1</b>	<b>0.20</b>
<b>Hourly Average</b>	<b>0.25</b>	<b>0.00</b>	<b>0.00</b>	<b>0.00</b>	<b>0.00</b>	<b>0.00</b>	<b>0.00</b>	<b>0.00</b>	<b>0.25</b>	<b>0.05</b>
1600 - 1615	0	0	0	0	0	0	0	0	0	0.00
1615 - 1630	0	0	0	0	0	0	0	0	0	0.00
1630 - 1645	0	0	0	0	0	0	0	0	0	0.00
1645 - 1700	0	1	0	0	0	0	0	0	1	0.40
<b>Hourly Total</b>	<b>0</b>	<b>1</b>	<b>0</b>	<b>0</b>	<b>0</b>	<b>0</b>	<b>0</b>	<b>0</b>	<b>1</b>	<b>0.40</b>
<b>Hourly Average</b>	<b>0.00</b>	<b>0.25</b>	<b>0.00</b>	<b>0.00</b>	<b>0.00</b>	<b>0.00</b>	<b>0.00</b>	<b>0.00</b>	<b>0.25</b>	<b>0.10</b>
1700 - 1715	1	0	0	0	0	0	0	0	1	0.20
1715 - 1730	0	0	0	0	0	0	0	0	0	0.00
1730 - 1745	0	0	0	0	0	0	0	0	0	0.00
1745 - 1800	2	0	0	0	0	0	0	0	2	0.40
<b>Hourly Total</b>	<b>3</b>	<b>0</b>	<b>0</b>	<b>0</b>	<b>0</b>	<b>0</b>	<b>0</b>	<b>0</b>	<b>3</b>	<b>0.60</b>
<b>Hourly Average</b>	<b>0.75</b>	<b>0.00</b>	<b>0.00</b>	<b>0.00</b>	<b>0.00</b>	<b>0.00</b>	<b>0.00</b>	<b>0.00</b>	<b>0.75</b>	<b>0.15</b>
1800 - 1815	0	0	0	0	0	0	0	0	0	0.00
1815 - 1830	0	0	0	0	0	0	0	0	0	0.00
1830 - 1845	0	0	0	0	0	0	0	0	0	0.00
1845 - 1900	1	0	0	0	0	0	0	0	1	0.20
<b>Hourly Total</b>	<b>1</b>	<b>0</b>	<b>0</b>	<b>0</b>	<b>0</b>	<b>0</b>	<b>0</b>	<b>0</b>	<b>1</b>	<b>0.20</b>
<b>Hourly Average</b>	<b>0.25</b>	<b>0.00</b>	<b>0.00</b>	<b>0.00</b>	<b>0.00</b>	<b>0.00</b>	<b>0.00</b>	<b>0.00</b>	<b>0.25</b>	<b>0.05</b>
<b>PM Session Total</b>	<b>5</b>	<b>1</b>	<b>0</b>	<b>0</b>	<b>0</b>	<b>0</b>	<b>0</b>	<b>0</b>	<b>6</b>	<b>1.40</b>
<b>PM Session Average</b>	<b>0.31</b>	<b>0.06</b>	<b>0.00</b>	<b>0.00</b>	<b>0.00</b>	<b>0.00</b>	<b>0.00</b>	<b>0.00</b>	<b>0.38</b>	<b>0.09</b>

Movement 3.6: Eastbound from Mansell Road to Woodside									Flow in Vehicles / Hour	
TIME	P/CYCLE	M/CYCLE	CAR	TAXI	LGV	OGV1	OGV2	BUS/COACH	TOTAL	PCU TOTAL
1500 - 1515	0	0	0	0	0	0	0	0	0	0.00
1515 - 1530	0	0	0	0	0	0	0	0	0	0.00
1530 - 1545	4	0	0	0	0	0	0	0	4	0.80
1545 - 1600	0	0	0	0	0	0	0	0	0	0.00
<b>Hourly Total</b>	<b>4</b>	<b>0</b>	<b>0</b>	<b>0</b>	<b>0</b>	<b>0</b>	<b>0</b>	<b>0</b>	<b>4</b>	<b>0.80</b>
<b>Hourly Average</b>	<b>1.00</b>	<b>0.00</b>	<b>0.00</b>	<b>0.00</b>	<b>0.00</b>	<b>0.00</b>	<b>0.00</b>	<b>0.00</b>	<b>1.00</b>	<b>0.20</b>
1600 - 1615	0	0	0	0	0	0	0	0	0	0.00
1615 - 1630	0	0	0	0	0	0	0	0	0	0.00
1630 - 1645	0	0	0	0	0	0	0	0	0	0.00
1645 - 1700	0	4	0	0	0	0	0	0	4	1.60
<b>Hourly Total</b>	<b>0</b>	<b>4</b>	<b>0</b>	<b>0</b>	<b>0</b>	<b>0</b>	<b>0</b>	<b>0</b>	<b>4</b>	<b>1.60</b>
<b>Hourly Average</b>	<b>0.00</b>	<b>1.00</b>	<b>0.00</b>	<b>0.00</b>	<b>0.00</b>	<b>0.00</b>	<b>0.00</b>	<b>0.00</b>	<b>1.00</b>	<b>0.40</b>
1700 - 1715	4	0	0	0	0	0	0	0	4	0.80
1715 - 1730	0	0	0	0	0	0	0	0	0	0.00
1730 - 1745	0	0	0	0	0	0	0	0	0	0.00
1745 - 1800	8	0	0	0	0	0	0	0	8	1.60
<b>Hourly Total</b>	<b>12</b>	<b>0</b>	<b>0</b>	<b>0</b>	<b>0</b>	<b>0</b>	<b>0</b>	<b>0</b>	<b>12</b>	<b>2.40</b>
<b>Hourly Average</b>	<b>3.00</b>	<b>0.00</b>	<b>0.00</b>	<b>0.00</b>	<b>0.00</b>	<b>0.00</b>	<b>0.00</b>	<b>0.00</b>	<b>3.00</b>	<b>0.60</b>
1800 - 1815	0	0	0	0	0	0	0	0	0	0.00
1815 - 1830	0	0	0	0	0	0	0	0	0	0.00
1830 - 1845	0	0	0	0	0	0	0	0	0	0.00
1845 - 1900	4	0	0	0	0	0	0	0	4	0.80
<b>Hourly Total</b>	<b>4</b>	<b>0</b>	<b>0</b>	<b>0</b>	<b>0</b>	<b>0</b>	<b>0</b>	<b>0</b>	<b>4</b>	<b>0.80</b>
<b>Hourly Average</b>	<b>1.00</b>	<b>0.00</b>	<b>0.00</b>	<b>0.00</b>	<b>0.00</b>	<b>0.00</b>	<b>0.00</b>	<b>0.00</b>	<b>1.00</b>	<b>0.20</b>
<b>PM Session Total</b>	<b>20</b>	<b>4</b>	<b>0</b>	<b>0</b>	<b>0</b>	<b>0</b>	<b>0</b>	<b>0</b>	<b>24</b>	<b>5.60</b>
<b>PM Session Average</b>	<b>1.25</b>	<b>0.25</b>	<b>0.00</b>	<b>0.00</b>	<b>0.00</b>	<b>0.00</b>	<b>0.00</b>	<b>0.00</b>	<b>1.50</b>	<b>0.35</b>

Movement 3.6: Eastbound from Mansell Road to Woodside									Traffic Mix	
TIME	P/CYCLE	M/CYCLE	CAR	TAXI	LGV	OGV1	OGV2	BUS/COACH	TOTAL	PCU TOTAL
1500 - 1515	0.00	0.00	0.00	0.00	0.00	0.00	0.00	0.00	0	0.00
1515 - 1530	0.00	0.00	0.00	0.00	0.00	0.00	0.00	0.00	0	0.00
1530 - 1545	1.00	0.00	0.00	0.00	0.00	0.00	0.00	0.00	1	0.20
1545 - 1600	0.00	0.00	0.00	0.00	0.00	0.00	0.00	0.00	0	0.00
<b>Hourly Total</b>	<b>1.00</b>	<b>0.00</b>	<b>0.00</b>	<b>0.00</b>	<b>0.00</b>	<b>0.00</b>	<b>0.00</b>	<b>0.00</b>	<b>1</b>	<b>0.20</b>
<b>Hourly Average</b>	<b>0.25</b>	<b>0.00</b>	<b>0.00</b>	<b>0.00</b>	<b>0.00</b>	<b>0.00</b>	<b>0.00</b>	<b>0.00</b>	<b>0.25</b>	<b>0.05</b>
1600 - 1615	0.00	0.00	0.00	0.00	0.00	0.00	0.00	0.00	0	0.00
1615 - 1630	0.00	0.00	0.00	0.00	0.00	0.00	0.00	0.00	0	0.00
1630 - 1645	0.00	0.00	0.00	0.00	0.00	0.00	0.00	0.00	0	0.00
1645 - 1700	0.00	1.00	0.00	0.00	0.00	0.00	0.00	0.00	1	0.40
<b>Hourly Total</b>	<b>0.00</b>	<b>1.00</b>	<b>0.00</b>	<b>0.00</b>	<b>0.00</b>	<b>0.00</b>	<b>0.00</b>	<b>0.00</b>	<b>1</b>	<b>0.40</b>
<b>Hourly Average</b>	<b>0.00</b>	<b>0.25</b>	<b>0.00</b>	<b>0.00</b>	<b>0.00</b>	<b>0.00</b>	<b>0.00</b>	<b>0.00</b>	<b>0.25</b>	<b>0.10</b>
1700 - 1715	1.00	0.00	0.00	0.00	0.00	0.00	0.00	0.00	1	0.20
1715 - 1730	0.00	0.00	0.00	0.00	0.00	0.00	0.00	0.00	0	0.00
1730 - 1745	0.00	0.00	0.00	0.00	0.00	0.00	0.00	0.00	0	0.00
1745 - 1800	1.00	0.00	0.00	0.00	0.00	0.00	0.00	0.00	1	0.20
<b>Hourly Total</b>	<b>2.00</b>	<b>0.00</b>	<b>0.00</b>	<b>0.00</b>	<b>0.00</b>	<b>0.00</b>	<b>0.00</b>	<b>0.00</b>	<b>2</b>	<b>0.40</b>
<b>Hourly Average</b>	<b>0.50</b>	<b>0.00</b>	<b>0.00</b>	<b>0.00</b>	<b>0.00</b>	<b>0.00</b>	<b>0.00</b>	<b>0.00</b>	<b>0.50</b>	<b>0.10</b>
1800 - 1815	0.00	0.00	0.00	0.00	0.00	0.00	0.00	0.00	0	0.00
1815 - 1830	0.00	0.00	0.00	0.00	0.00	0.00	0.00	0.00	0	0.00
1830 - 1845	0.00	0.00	0.00	0.00	0.00	0.00	0.00	0.00	0	0.00
1845 - 1900	1.00	0.00	0.00	0.00	0.00	0.00	0.00	0.00	1	0.20
<b>Hourly Total</b>	<b>1.00</b>	<b>0.00</b>	<b>0.00</b>	<b>0.00</b>	<b>0.00</b>	<b>0.00</b>	<b>0.00</b>	<b>0.00</b>	<b>1</b>	<b>0.20</b>
<b>Hourly Average</b>	<b>0.25</b>	<b>0.00</b>	<b>0.00</b>	<b>0.00</b>	<b>0.00</b>	<b>0.00</b>	<b>0.00</b>	<b>0.00</b>	<b>0.25</b>	<b>0.05</b>
<b>PM Session Total</b>	<b>4.00</b>	<b>1.00</b>	<b>0.00</b>	<b>0.00</b>	<b>0.00</b>	<b>0.00</b>	<b>0.00</b>	<b>0.00</b>	<b>5.00</b>	<b>1.20</b>
<b>PM Session Average</b>	<b>0.25</b>	<b>0.06</b>	<b>0.00</b>	<b>0.00</b>	<b>0.00</b>	<b>0.00</b>	<b>0.00</b>	<b>0.00</b>	<b>0.31</b>	<b>0.08</b>



Movement 3.7: Left from A219 Wimbledon Hill Road (North) to Woodside									Original Data	
TIME	P/CYCLE	M/CYCLE	CAR	TAXI	LGV	OGV1	OGV2	BUS/COACH	TOTAL	PCU TOTAL
0700 - 0715	0	0	6	0	1	0	0	0	7	7.00
0715 - 0730	0	0	4	0	2	0	0	0	6	6.00
0730 - 0745	0	0	15	0	4	1	0	0	20	20.50
0745 - 0800	0	0	13	0	2	0	0	0	15	15.00
<b>Hourly Total</b>	<b>0</b>	<b>0</b>	<b>38</b>	<b>0</b>	<b>9</b>	<b>1</b>	<b>0</b>	<b>0</b>	<b>48</b>	<b>48.50</b>
<b>Hourly Average</b>	<b>0.00</b>	<b>0.00</b>	<b>9.50</b>	<b>0.00</b>	<b>2.25</b>	<b>0.25</b>	<b>0.00</b>	<b>0.00</b>	<b>12.00</b>	<b>12.13</b>
0800 - 0815	0	0	19	0	1	0	0	0	20	20.00
0815 - 0830	0	0	30	0	0	0	0	0	30	30.00
0830 - 0845	0	1	12	0	1	0	0	0	14	13.40
0845 - 0900	0	0	15	0	1	0	0	0	16	16.00
<b>Hourly Total</b>	<b>0</b>	<b>1</b>	<b>76</b>	<b>0</b>	<b>3</b>	<b>0</b>	<b>0</b>	<b>0</b>	<b>80</b>	<b>79.40</b>
<b>Hourly Average</b>	<b>0.00</b>	<b>0.25</b>	<b>19.00</b>	<b>0.00</b>	<b>0.75</b>	<b>0.00</b>	<b>0.00</b>	<b>0.00</b>	<b>20.00</b>	<b>19.85</b>
0900 - 0915	0	0	13	1	2	0	0	0	16	16.00
0915 - 0930	0	0	5	0	2	0	0	0	7	7.00
0930 - 0945	0	0	12	1	3	0	0	0	16	16.00
0945 - 1000	1	0	11	0	0	1	0	0	13	12.70
<b>Hourly Total</b>	<b>1</b>	<b>0</b>	<b>41</b>	<b>2</b>	<b>7</b>	<b>1</b>	<b>0</b>	<b>0</b>	<b>52</b>	<b>51.70</b>
<b>Hourly Average</b>	<b>0.25</b>	<b>0.00</b>	<b>10.25</b>	<b>0.50</b>	<b>1.75</b>	<b>0.25</b>	<b>0.00</b>	<b>0.00</b>	<b>13.00</b>	<b>12.93</b>

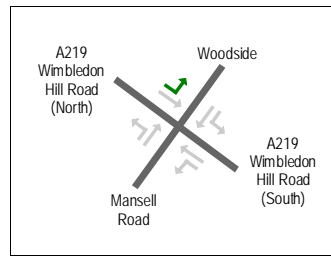
<b>AM Session Total</b>	<b>1</b>	<b>1</b>	<b>155</b>	<b>2</b>	<b>19</b>	<b>2</b>	<b>0</b>	<b>0</b>	<b>180</b>	<b>179.60</b>
<b>AM Session Average</b>	<b>0.08</b>	<b>0.08</b>	<b>12.92</b>	<b>0.17</b>	<b>1.58</b>	<b>0.17</b>	<b>0.00</b>	<b>0.00</b>	<b>15.00</b>	<b>14.97</b>

Movement 3.7: Left from A219 Wimbledon Hill Road (North) to Woodside									Flow in Vehicles / Hour	
TIME	P/CYCLE	M/CYCLE	CAR	TAXI	LGV	OGV1	OGV2	BUS/COACH	TOTAL	PCU TOTAL
0700 - 0715	0	0	24	0	4	0	0	0	28	28.00
0715 - 0730	0	0	16	0	8	0	0	0	24	24.00
0730 - 0745	0	0	60	0	16	4	0	0	80	82.00
0745 - 0800	0	0	52	0	8	0	0	0	60	60.00
<b>Hourly Total</b>	<b>0</b>	<b>0</b>	<b>152</b>	<b>0</b>	<b>36</b>	<b>4</b>	<b>0</b>	<b>0</b>	<b>192</b>	<b>194.00</b>
<b>Hourly Average</b>	<b>0.00</b>	<b>0.00</b>	<b>38.00</b>	<b>0.00</b>	<b>9.00</b>	<b>1.00</b>	<b>0.00</b>	<b>0.00</b>	<b>48.00</b>	<b>48.50</b>
0800 - 0815	0	0	76	0	4	0	0	0	80	80.00
0815 - 0830	0	0	120	0	0	0	0	0	120	120.00
0830 - 0845	0	4	48	0	4	0	0	0	56	53.60
0845 - 0900	0	0	60	0	4	0	0	0	64	64.00
<b>Hourly Total</b>	<b>0</b>	<b>4</b>	<b>304</b>	<b>0</b>	<b>12</b>	<b>0</b>	<b>0</b>	<b>0</b>	<b>320</b>	<b>317.60</b>
<b>Hourly Average</b>	<b>0.00</b>	<b>1.00</b>	<b>76.00</b>	<b>0.00</b>	<b>3.00</b>	<b>0.00</b>	<b>0.00</b>	<b>0.00</b>	<b>80.00</b>	<b>79.40</b>
0900 - 0915	0	0	52	4	8	0	0	0	64	64.00
0915 - 0930	0	0	20	0	8	0	0	0	28	28.00
0930 - 0945	0	0	48	4	12	0	0	0	64	64.00
0945 - 1000	4	0	44	0	0	4	0	0	52	50.80
<b>Hourly Total</b>	<b>4</b>	<b>0</b>	<b>164</b>	<b>8</b>	<b>28</b>	<b>4</b>	<b>0</b>	<b>0</b>	<b>208</b>	<b>206.80</b>
<b>Hourly Average</b>	<b>1.00</b>	<b>0.00</b>	<b>41.00</b>	<b>2.00</b>	<b>7.00</b>	<b>1.00</b>	<b>0.00</b>	<b>0.00</b>	<b>52.00</b>	<b>51.70</b>

<b>AM Session Total</b>	<b>4</b>	<b>4</b>	<b>620</b>	<b>8</b>	<b>76</b>	<b>8</b>	<b>0</b>	<b>0</b>	<b>720</b>	<b>718.40</b>
<b>AM Session Average</b>	<b>0.33</b>	<b>0.33</b>	<b>62.00</b>	<b>0.67</b>	<b>6.33</b>	<b>0.67</b>	<b>0.00</b>	<b>0.00</b>	<b>60.00</b>	<b>59.87</b>

Movement 3.7: Left from A219 Wimbledon Hill Road (North) to Woodside									Traffic Mix	
TIME	P/CYCLE	M/CYCLE	CAR	TAXI	LGV	OGV1	OGV2	BUS/COACH	TOTAL	PCU TOTAL
0700 - 0715	0.00	0.00	0.86	0.00	0.14	0.00	0.00	0.00	1	1.00
0715 - 0730	0.00	0.00	0.67	0.00	0.33	0.00	0.00	0.00	1	1.00
0730 - 0745	0.00	0.00	0.75	0.00	0.20	0.05	0.00	0.00	1	1.03
0745 - 0800	0.00	0.00	0.87	0.00	0.13	0.00	0.00	0.00	1	1.00
<b>Hourly Total</b>	<b>0.00</b>	<b>0.00</b>	<b>3.14</b>	<b>0.00</b>	<b>0.81</b>	<b>0.05</b>	<b>0.00</b>	<b>0.00</b>	<b>4</b>	<b>4.03</b>
<b>Hourly Average</b>	<b>0.00</b>	<b>0.00</b>	<b>0.79</b>	<b>0.00</b>	<b>0.20</b>	<b>0.01</b>	<b>0.00</b>	<b>0.00</b>	<b>1.00</b>	<b>1.01</b>
0800 - 0815	0.00	0.00	0.95	0.00	0.05	0.00	0.00	0.00	1	1.00
0815 - 0830	0.00	0.00	1.00	0.00	0.00	0.00	0.00	0.00	1	1.00
0830 - 0845	0.00	0.07	0.86	0.00	0.07	0.00	0.00	0.00	1	0.96
0845 - 0900	0.00	0.00	0.94	0.00	0.06	0.00	0.00	0.00	1	1.00
<b>Hourly Total</b>	<b>0.00</b>	<b>0.07</b>	<b>3.74</b>	<b>0.00</b>	<b>0.18</b>	<b>0.00</b>	<b>0.00</b>	<b>0.00</b>	<b>4</b>	<b>3.96</b>
<b>Hourly Average</b>	<b>0.00</b>	<b>0.02</b>	<b>0.94</b>	<b>0.00</b>	<b>0.05</b>	<b>0.00</b>	<b>0.00</b>	<b>0.00</b>	<b>1.00</b>	<b>0.99</b>
0900 - 0915	0.00	0.00	0.81	0.06	0.13	0.00	0.00	0.00	1	1.00
0915 - 0930	0.00	0.00	0.71	0.00	0.29	0.00	0.00	0.00	1	1.00
0930 - 0945	0.00	0.00	0.75	0.06	0.19	0.00	0.00	0.00	1	1.00
0945 - 1000	0.08	0.00	0.85	0.00	0.00	0.08	0.00	0.00	1	0.98
<b>Hourly Total</b>	<b>0.08</b>	<b>0.00</b>	<b>3.12</b>	<b>0.13</b>	<b>0.60</b>	<b>0.08</b>	<b>0.00</b>	<b>0.00</b>	<b>4</b>	<b>3.98</b>
<b>Hourly Average</b>	<b>0.02</b>	<b>0.00</b>	<b>0.78</b>	<b>0.03</b>	<b>0.15</b>	<b>0.02</b>	<b>0.00</b>	<b>0.00</b>	<b>1.00</b>	<b>0.99</b>

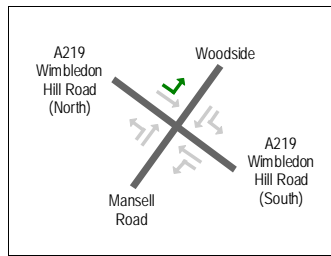
<b>AM Session Total</b>	<b>0.08</b>	<b>0.07</b>	<b>10.01</b>	<b>0.13</b>	<b>1.59</b>	<b>0.13</b>	<b>0.00</b>	<b>0.00</b>	<b>12</b>	<b>11.96</b>
<b>AM Session Average</b>	<b>0.01</b>	<b>0.01</b>	<b>0.83</b>	<b>0.01</b>	<b>0.13</b>	<b>0.01</b>	<b>0.00</b>	<b>0.00</b>	<b>1.00</b>	<b>1.00</b>



Movement 3.7: Left from A219 Wimbledon Hill Road (North) to Woodside									Original Data	
TIME	P/CYCLE	M/CYCLE	CAR	TAXI	LGV	OGV1	OGV2	BUS/COACH	TOTAL	PCU TOTAL
1130 - 1145	0	0	9	0	1	0	0	0	10	10.00
1145 - 1200	0	0	7	0	1	0	0	0	8	8.00
1200 - 1215	0	1	7	0	2	0	0	0	10	9.40
1215 - 1230	0	1	8	0	4	1	0	0	14	13.90
Hourly Total	0	2	31	0	8	1	0	0	42	41.30
Hourly Average	0.00	0.50	7.75	0.00	2.00	0.25	0.00	0.00	10.50	10.33
1230 - 1245	0	0	6	0	1	0	0	0	7	7.00
1245 - 1300	0	0	8	0	3	2	0	0	13	14.00
1300 - 1315	0	0	9	0	4	0	0	0	13	13.00
1315 - 1330	0	0	9	0	0	0	0	0	9	9.00
Hourly Total	0	0	32	0	8	2	0	0	42	43.00
Hourly Average	0.00	0.00	8.00	0.00	2.00	0.50	0.00	0.00	10.50	10.75
1330 - 1345	0	0	9	0	1	0	0	0	10	10.00
1345 - 1400	0	0	4	0	0	0	0	0	4	4.00
1400 - 1415	0	0	5	0	0	0	0	0	5	5.00
1415 - 1430	0	0	15	1	2	0	0	0	18	18.00
Hourly Total	0	0	33	1	3	0	0	0	37	37.00
Hourly Average	0.00	0.00	8.25	0.25	0.75	0.00	0.00	0.00	9.25	9.25
Inter Session Total	0	2	96	1	19	3	0	0	121	121.30
Inter Session Average	0.00	0.17	8.00	0.08	1.58	0.25	0.00	0.00	10.08	10.11

Movement 3.7: Left from A219 Wimbledon Hill Road (North) to Woodside									Flow in Vehicles / Hour	
TIME	P/CYCLE	M/CYCLE	CAR	TAXI	LGV	OGV1	OGV2	BUS/COACH	TOTAL	PCU TOTAL
1130 - 1145	0	0	36	0	4	0	0	0	40	40.00
1145 - 1200	0	0	28	0	4	0	0	0	32	32.00
1200 - 1215	0	4	28	0	8	0	0	0	40	37.60
1215 - 1230	0	4	32	0	16	4	0	0	56	55.60
Hourly Total	0	8	124	0	32	4	0	0	168	165.20
Hourly Average	0.00	2.00	31.00	0.00	8.00	1.00	0.00	0.00	42.00	41.30
1230 - 1245	0	0	24	0	4	0	0	0	28	28.00
1245 - 1300	0	0	32	0	12	8	0	0	52	56.00
1300 - 1315	0	0	36	0	16	0	0	0	52	52.00
1315 - 1330	0	0	36	0	0	0	0	0	36	36.00
Hourly Total	0	0	128	0	32	8	0	0	168	172.00
Hourly Average	0.00	0.00	32.00	0.00	8.00	2.00	0.00	0.00	42.00	43.00
1330 - 1345	0	0	36	0	4	0	0	0	40	40.00
1345 - 1400	0	0	16	0	0	0	0	0	16	16.00
1400 - 1415	0	0	20	0	0	0	0	0	20	20.00
1415 - 1430	0	0	60	4	8	0	0	0	72	72.00
Hourly Total	0	0	132	4	12	0	0	0	148	148.00
Hourly Average	0.00	0.00	33.00	1.00	3.00	0.00	0.00	0.00	37.00	37.00
Inter Session Total	0	8	384	4	76	12	0	0	484	485.20
Inter Session Average	0.00	0.67	32.00	0.33	6.33	1.00	0.00	0.00	40.33	40.43

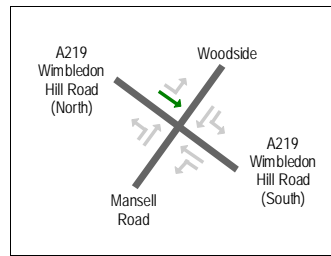
Movement 3.7: Left from A219 Wimbledon Hill Road (North) to Woodside									Traffic Mix	
TIME	P/CYCLE	M/CYCLE	CAR	TAXI	LGV	OGV1	OGV2	BUS/COACH	TOTAL	PCU TOTAL
1130 - 1145	0.00	0.00	0.90	0.00	0.10	0.00	0.00	0.00	1	1.00
1145 - 1200	0.00	0.00	0.88	0.00	0.13	0.00	0.00	0.00	1	1.00
1200 - 1215	0.00	0.10	0.70	0.00	0.20	0.00	0.00	0.00	1	0.94
1215 - 1230	0.00	0.07	0.57	0.00	0.29	0.07	0.00	0.00	1	0.99
Hourly Total	0.00	0.17	3.05	0.00	0.71	0.07	0.00	0.00	4	3.93
Hourly Average	0.00	0.04	0.76	0.00	0.18	0.02	0.00	0.00	1.00	0.98
1230 - 1245	0.00	0.00	0.86	0.00	0.14	0.00	0.00	0.00	1	1.00
1245 - 1300	0.00	0.00	0.62	0.00	0.23	0.15	0.00	0.00	1	1.08
1300 - 1315	0.00	0.00	0.69	0.00	0.31	0.00	0.00	0.00	1	1.00
1315 - 1330	0.00	0.00	1.00	0.00	0.00	0.00	0.00	0.00	1	1.00
Hourly Total	0.00	0.00	3.16	0.00	0.68	0.15	0.00	0.00	4	4.08
Hourly Average	0.00	0.00	0.79	0.00	0.17	0.04	0.00	0.00	1.00	1.02
1330 - 1345	0.00	0.00	0.90	0.00	0.10	0.00	0.00	0.00	1	1.00
1345 - 1400	0.00	0.00	1.00	0.00	0.00	0.00	0.00	0.00	1	1.00
1400 - 1415	0.00	0.00	1.00	0.00	0.00	0.00	0.00	0.00	1	1.00
1415 - 1430	0.00	0.00	0.83	0.06	0.11	0.00	0.00	0.00	1	1.00
Hourly Total	0.00	0.00	3.73	0.06	0.21	0.00	0.00	0.00	4	4.00
Hourly Average	0.00	0.00	0.93	0.01	0.05	0.00	0.00	0.00	1.00	1.00
Inter Session Total	0.00	0.17	9.94	0.06	1.60	0.23	0.00	0.00	12	12.01
Inter Session Average	0.00	0.01	0.83	0.00	0.13	0.02	0.00	0.00	1.00	1.00



Movement 3.7: Left from A219 Wimbledon Hill Road (North) to Woodside									Original Data	
TIME	P/CYCLE	M/CYCLE	CAR	TAXI	LGV	OGV1	OGV2	BUS/COACH	TOTAL	PCU TOTAL
1500 - 1515	0	0	2	0	2	0	0	0	4	4.00
1515 - 1530	0	0	5	0	0	0	0	0	5	5.00
1530 - 1545	0	1	10	0	1	0	0	0	12	11.40
1545 - 1600	0	0	4	0	0	1	0	0	5	5.50
<b>Hourly Total</b>	<b>0</b>	<b>1</b>	<b>21</b>	<b>0</b>	<b>3</b>	<b>1</b>	<b>0</b>	<b>0</b>	<b>26</b>	<b>25.90</b>
<b>Hourly Average</b>	<b>0.00</b>	<b>0.25</b>	<b>5.25</b>	<b>0.00</b>	<b>0.75</b>	<b>0.25</b>	<b>0.00</b>	<b>0.00</b>	<b>6.50</b>	<b>6.48</b>
1600 - 1615	0	0	3	0	1	0	0	0	4	4.00
1615 - 1630	0	0	14	0	0	1	0	0	15	15.50
1630 - 1645	0	0	8	0	0	0	0	0	8	8.00
1645 - 1700	0	0	7	0	2	0	0	0	9	9.00
<b>Hourly Total</b>	<b>0</b>	<b>0</b>	<b>32</b>	<b>0</b>	<b>3</b>	<b>1</b>	<b>0</b>	<b>0</b>	<b>36</b>	<b>36.50</b>
<b>Hourly Average</b>	<b>0.00</b>	<b>0.00</b>	<b>8.00</b>	<b>0.00</b>	<b>0.75</b>	<b>0.25</b>	<b>0.00</b>	<b>0.00</b>	<b>9.00</b>	<b>9.13</b>
1700 - 1715	0	0	7	0	2	0	0	0	9	9.00
1715 - 1730	0	0	4	0	2	0	0	0	6	6.00
1730 - 1745	0	0	8	0	2	0	0	0	10	10.00
1745 - 1800	0	0	6	0	1	0	0	0	7	7.00
<b>Hourly Total</b>	<b>0</b>	<b>0</b>	<b>25</b>	<b>0</b>	<b>7</b>	<b>0</b>	<b>0</b>	<b>0</b>	<b>32</b>	<b>32.00</b>
<b>Hourly Average</b>	<b>0.00</b>	<b>0.00</b>	<b>6.25</b>	<b>0.00</b>	<b>1.75</b>	<b>0.00</b>	<b>0.00</b>	<b>0.00</b>	<b>8.00</b>	<b>8.00</b>
1800 - 1815	0	0	8	0	0	0	0	0	8	8.00
1815 - 1830	0	0	13	0	1	0	0	0	14	14.00
1830 - 1845	0	0	13	0	0	0	0	0	13	13.00
1845 - 1900	0	0	10	1	1	0	0	0	12	12.00
<b>Hourly Total</b>	<b>0</b>	<b>0</b>	<b>44</b>	<b>1</b>	<b>2</b>	<b>0</b>	<b>0</b>	<b>0</b>	<b>47</b>	<b>47.00</b>
<b>Hourly Average</b>	<b>0.00</b>	<b>0.00</b>	<b>11.00</b>	<b>0.25</b>	<b>0.50</b>	<b>0.00</b>	<b>0.00</b>	<b>0.00</b>	<b>11.75</b>	<b>11.75</b>
<b>PM Session Total</b>	<b>0</b>	<b>1</b>	<b>122</b>	<b>1</b>	<b>15</b>	<b>2</b>	<b>0</b>	<b>0</b>	<b>141</b>	<b>141.40</b>
<b>PM Session Average</b>	<b>0.00</b>	<b>0.06</b>	<b>7.63</b>	<b>0.06</b>	<b>0.94</b>	<b>0.13</b>	<b>0.00</b>	<b>0.00</b>	<b>8.81</b>	<b>8.84</b>

Movement 3.7: Left from A219 Wimbledon Hill Road (North) to Woodside									Flow in Vehicles / Hour	
TIME	P/CYCLE	M/CYCLE	CAR	TAXI	LGV	OGV1	OGV2	BUS/COACH	TOTAL	PCU TOTAL
1500 - 1515	0	0	8	0	8	0	0	0	16	16.00
1515 - 1530	0	0	20	0	0	0	0	0	20	20.00
1530 - 1545	0	4	40	0	4	0	0	0	48	45.60
1545 - 1600	0	0	16	0	0	4	0	0	20	22.00
<b>Hourly Total</b>	<b>0</b>	<b>4</b>	<b>84</b>	<b>0</b>	<b>12</b>	<b>4</b>	<b>0</b>	<b>0</b>	<b>104</b>	<b>103.60</b>
<b>Hourly Average</b>	<b>0.00</b>	<b>1.00</b>	<b>21.00</b>	<b>0.00</b>	<b>3.00</b>	<b>1.00</b>	<b>0.00</b>	<b>0.00</b>	<b>26.00</b>	<b>25.90</b>
1600 - 1615	0	0	12	0	4	0	0	0	16	16.00
1615 - 1630	0	0	56	0	0	4	0	0	60	62.00
1630 - 1645	0	0	32	0	0	0	0	0	32	32.00
1645 - 1700	0	0	28	0	8	0	0	0	36	36.00
<b>Hourly Total</b>	<b>0</b>	<b>0</b>	<b>128</b>	<b>0</b>	<b>12</b>	<b>4</b>	<b>0</b>	<b>0</b>	<b>144</b>	<b>146.00</b>
<b>Hourly Average</b>	<b>0.00</b>	<b>0.00</b>	<b>32.00</b>	<b>0.00</b>	<b>3.00</b>	<b>1.00</b>	<b>0.00</b>	<b>0.00</b>	<b>36.00</b>	<b>36.50</b>
1700 - 1715	0	0	28	0	8	0	0	0	36	36.00
1715 - 1730	0	0	16	0	8	0	0	0	24	24.00
1730 - 1745	0	0	32	0	8	0	0	0	40	40.00
1745 - 1800	0	0	24	0	4	0	0	0	28	28.00
<b>Hourly Total</b>	<b>0</b>	<b>0</b>	<b>100</b>	<b>0</b>	<b>28</b>	<b>0</b>	<b>0</b>	<b>0</b>	<b>128</b>	<b>128.00</b>
<b>Hourly Average</b>	<b>0.00</b>	<b>0.00</b>	<b>25.00</b>	<b>0.00</b>	<b>7.00</b>	<b>0.00</b>	<b>0.00</b>	<b>0.00</b>	<b>32.00</b>	<b>32.00</b>
1800 - 1815	0	0	32	0	0	0	0	0	32	32.00
1815 - 1830	0	0	52	0	4	0	0	0	56	56.00
1830 - 1845	0	0	52	0	0	0	0	0	52	52.00
1845 - 1900	0	0	40	4	4	0	0	0	48	48.00
<b>Hourly Total</b>	<b>0</b>	<b>0</b>	<b>176</b>	<b>4</b>	<b>8</b>	<b>0</b>	<b>0</b>	<b>0</b>	<b>188</b>	<b>188.00</b>
<b>Hourly Average</b>	<b>0.00</b>	<b>0.00</b>	<b>44.00</b>	<b>1.00</b>	<b>2.00</b>	<b>0.00</b>	<b>0.00</b>	<b>0.00</b>	<b>47.00</b>	<b>47.00</b>
<b>PM Session Total</b>	<b>0</b>	<b>4</b>	<b>488</b>	<b>4</b>	<b>60</b>	<b>8</b>	<b>0</b>	<b>0</b>	<b>564</b>	<b>565.60</b>
<b>PM Session Average</b>	<b>0.00</b>	<b>0.25</b>	<b>30.50</b>	<b>0.25</b>	<b>3.75</b>	<b>0.50</b>	<b>0.00</b>	<b>0.00</b>	<b>35.25</b>	<b>35.35</b>

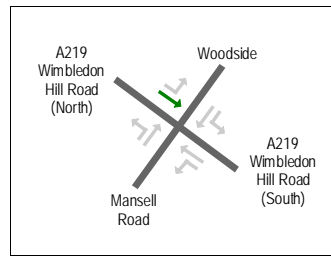
Movement 3.7: Left from A219 Wimbledon Hill Road (North) to Woodside									Traffic Mix	
TIME	P/CYCLE	M/CYCLE	CAR	TAXI	LGV	OGV1	OGV2	BUS/COACH	TOTAL	PCU TOTAL
1500 - 1515	0.00	0.00	0.50	0.00	0.50	0.00	0.00	0.00	1	1.00
1515 - 1530	0.00	0.00	1.00	0.00	0.00	0.00	0.00	0.00	1	1.00
1530 - 1545	0.00	0.08	0.83	0.00	0.08	0.00	0.00	0.00	1	0.95
1545 - 1600	0.00	0.00	0.80	0.00	0.00	0.20	0.00	0.00	1	1.10
<b>Hourly Total</b>	<b>0.00</b>	<b>0.08</b>	<b>3.13</b>	<b>0.00</b>	<b>0.58</b>	<b>0.20</b>	<b>0.00</b>	<b>0.00</b>	<b>4</b>	<b>4.05</b>
<b>Hourly Average</b>	<b>0.00</b>	<b>0.02</b>	<b>0.78</b>	<b>0.00</b>	<b>0.15</b>	<b>0.05</b>	<b>0.00</b>	<b>0.00</b>	<b>1.00</b>	<b>1.01</b>
1600 - 1615	0.00	0.00	0.75	0.00	0.25	0.00	0.00	0.00	1	1.00
1615 - 1630	0.00	0.00	0.93	0.00	0.00	0.07	0.00	0.00	1	1.03
1630 - 1645	0.00	0.00	1.00	0.00	0.00	0.00	0.00	0.00	1	1.00
1645 - 1700	0.00	0.00	0.78	0.00	0.22	0.00	0.00	0.00	1	1.00
<b>Hourly Total</b>	<b>0.00</b>	<b>0.00</b>	<b>3.46</b>	<b>0.00</b>	<b>0.47</b>	<b>0.07</b>	<b>0.00</b>	<b>0.00</b>	<b>4</b>	<b>4.03</b>
<b>Hourly Average</b>	<b>0.00</b>	<b>0.00</b>	<b>0.87</b>	<b>0.00</b>	<b>0.12</b>	<b>0.02</b>	<b>0.00</b>	<b>0.00</b>	<b>1.00</b>	<b>1.01</b>
1700 - 1715	0.00	0.00	0.78	0.00	0.22	0.00	0.00	0.00	1	1.00
1715 - 1730	0.00	0.00	0.67	0.00	0.33	0.00	0.00	0.00	1	1.00
1730 - 1745	0.00	0.00	0.80	0.00	0.20	0.00	0.00	0.00	1	1.00
1745 - 1800	0.00	0.00	0.86	0.00	0.14	0.00	0.00	0.00	1	1.00
<b>Hourly Total</b>	<b>0.00</b>	<b>0.00</b>	<b>3.10</b>	<b>0.00</b>	<b>0.90</b>	<b>0.00</b>	<b>0.00</b>	<b>0.00</b>	<b>4</b>	<b>4.00</b>
<b>Hourly Average</b>	<b>0.00</b>	<b>0.00</b>	<b>0.78</b>	<b>0.00</b>	<b>0.22</b>	<b>0.00</b>	<b>0.00</b>	<b>0.00</b>	<b>1.00</b>	<b>1.00</b>
1800 - 1815	0.00	0.00	1.00	0.00	0.00	0.00	0.00	0.00	1	1.00
1815 - 1830	0.00	0.00	0.93	0.00	0.07	0.00	0.00	0.00	1	1.00
1830 - 1845	0.00	0.00	1.00	0.00	0.00	0.00	0.00	0.00	1	1.00
1845 - 1900	0.00	0.00	0.83	0.08	0.08	0.00	0.00	0.00	1	1.00
<b>Hourly Total</b>	<b>0.00</b>	<b>0.00</b>	<b>3.76</b>	<b>0.08</b>	<b>0.15</b>	<b>0.00</b>	<b>0.00</b>	<b>0.00</b>	<b>4</b>	<b>4.00</b>
<b>Hourly Average</b>	<b>0.00</b>	<b>0.00</b>	<b>0.94</b>	<b>0.02</b>	<b>0.04</b>	<b>0.00</b>	<b>0.00</b>	<b>0.00</b>	<b>1.00</b>	<b>1.00</b>
<b>PM Session Total</b>	<b>0.00</b>	<b>0.08</b>	<b>13.46</b>	<b>0.08</b>	<b>2.11</b>	<b>0.27</b>	<b>0.00</b>	<b>0.00</b>	<b>16.00</b>	<b>16.08</b>
<b>PM Session Average</b>	<b>0.00</b>	<b>0.01</b>	<b>0.84</b>	<b>0.01</b>	<b>0.13</b>	<b>0.02</b>	<b>0.00</b>	<b>0.00</b>	<b>1.00</b>	<b>1.01</b>



Movement 3.8: Southbound on A219 Wimbledon Hill Road									Original Data	
TIME	P/CYCLE	M/CYCLE	CAR	TAXI	LGV	OGV1	OGV2	BUS/COACH	TOTAL	PCU TOTAL
0700 - 0715	3	1	75	0	14	4	1	6	104	110.30
0715 - 0730	2	4	82	3	12	3	0	7	113	117.50
0730 - 0745	0	3	75	4	17	7	0	5	111	117.70
0745 - 0800	0	3	104	7	20	2	0	3	139	141.20
<b>Hourly Total</b>	<b>5</b>	<b>11</b>	<b>336</b>	<b>14</b>	<b>63</b>	<b>16</b>	<b>1</b>	<b>21</b>	<b>467</b>	<b>486.70</b>
<b>Hourly Average</b>	<b>1.25</b>	<b>2.75</b>	<b>84.00</b>	<b>3.50</b>	<b>15.75</b>	<b>4.00</b>	<b>0.25</b>	<b>5.25</b>	<b>116.75</b>	<b>121.68</b>
0800 - 0815	1	4	95	5	9	3	2	5	124	129.90
0815 - 0830	2	4	102	5	6	3	1	5	128	131.80
0830 - 0845	0	2	106	7	15	4	0	3	137	140.80
0845 - 0900	3	4	104	3	10	9	1	7	141	149.00
<b>Hourly Total</b>	<b>6</b>	<b>14</b>	<b>407</b>	<b>20</b>	<b>40</b>	<b>19</b>	<b>4</b>	<b>20</b>	<b>530</b>	<b>551.50</b>
<b>Hourly Average</b>	<b>1.50</b>	<b>3.50</b>	<b>101.75</b>	<b>5.00</b>	<b>10.00</b>	<b>4.75</b>	<b>1.00</b>	<b>5.00</b>	<b>132.50</b>	<b>137.88</b>
0900 - 0915	5	4	102	5	10	3	0	7	136	138.10
0915 - 0930	4	6	88	5	13	4	3	5	128	132.10
0930 - 0945	4	3	87	6	19	5	0	7	131	135.50
0945 - 1000	2	3	92	6	15	8	1	4	131	136.90
<b>Hourly Total</b>	<b>15</b>	<b>16</b>	<b>369</b>	<b>22</b>	<b>57</b>	<b>20</b>	<b>4</b>	<b>23</b>	<b>526</b>	<b>542.60</b>
<b>Hourly Average</b>	<b>3.75</b>	<b>4.00</b>	<b>92.25</b>	<b>5.50</b>	<b>14.25</b>	<b>5.00</b>	<b>1.00</b>	<b>5.75</b>	<b>131.50</b>	<b>135.65</b>
<b>AM Session Total</b>	<b>26</b>	<b>41</b>	<b>1112</b>	<b>56</b>	<b>160</b>	<b>55</b>	<b>9</b>	<b>64</b>	<b>1523</b>	<b>1580.80</b>
<b>AM Session Average</b>	<b>2.17</b>	<b>3.42</b>	<b>92.67</b>	<b>4.67</b>	<b>13.33</b>	<b>4.58</b>	<b>0.75</b>	<b>5.33</b>	<b>126.92</b>	<b>131.73</b>

Movement 3.8: Southbound on A219 Wimbledon Hill Road									Flow in Vehicles / Hour	
TIME	P/CYCLE	M/CYCLE	CAR	TAXI	LGV	OGV1	OGV2	BUS/COACH	TOTAL	PCU TOTAL
0700 - 0715	12	4	300	0	56	16	4	24	416	441.20
0715 - 0730	8	16	328	12	48	12	0	28	452	470.00
0730 - 0745	0	12	300	16	68	28	0	20	444	470.80
0745 - 0800	0	12	416	28	80	8	0	12	556	564.80
<b>Hourly Total</b>	<b>20</b>	<b>44</b>	<b>1344</b>	<b>56</b>	<b>252</b>	<b>64</b>	<b>4</b>	<b>84</b>	<b>1868</b>	<b>1946.80</b>
<b>Hourly Average</b>	<b>5.00</b>	<b>11.00</b>	<b>336.00</b>	<b>14.00</b>	<b>63.00</b>	<b>16.00</b>	<b>1.00</b>	<b>21.00</b>	<b>467.00</b>	<b>486.70</b>
0800 - 0815	4	16	380	20	36	12	8	20	496	519.60
0815 - 0830	8	16	408	20	24	12	4	20	512	527.20
0830 - 0845	0	8	424	28	60	16	0	12	548	563.20
0845 - 0900	12	16	416	12	40	36	4	28	564	596.00
<b>Hourly Total</b>	<b>24</b>	<b>56</b>	<b>1628</b>	<b>80</b>	<b>160</b>	<b>76</b>	<b>16</b>	<b>80</b>	<b>2120</b>	<b>2206.00</b>
<b>Hourly Average</b>	<b>6.00</b>	<b>14.00</b>	<b>407.00</b>	<b>20.00</b>	<b>40.00</b>	<b>19.00</b>	<b>4.00</b>	<b>20.00</b>	<b>530.00</b>	<b>551.50</b>
0900 - 0915	20	16	408	20	40	12	0	28	544	552.40
0915 - 0930	16	24	352	20	52	16	12	20	512	528.40
0930 - 0945	16	12	348	24	76	20	0	28	524	542.00
0945 - 1000	8	12	368	24	60	32	4	16	524	547.60
<b>Hourly Total</b>	<b>60</b>	<b>64</b>	<b>1476</b>	<b>88</b>	<b>228</b>	<b>80</b>	<b>16</b>	<b>92</b>	<b>2104</b>	<b>2170.40</b>
<b>Hourly Average</b>	<b>15.00</b>	<b>16.00</b>	<b>369.00</b>	<b>22.00</b>	<b>57.00</b>	<b>20.00</b>	<b>4.00</b>	<b>23.00</b>	<b>526.00</b>	<b>542.60</b>
<b>AM Session Total</b>	<b>104</b>	<b>164</b>	<b>4448</b>	<b>224</b>	<b>640</b>	<b>220</b>	<b>36</b>	<b>256</b>	<b>6092</b>	<b>6323.20</b>
<b>AM Session Average</b>	<b>8.67</b>	<b>13.67</b>	<b>370.67</b>	<b>18.67</b>	<b>53.33</b>	<b>18.33</b>	<b>3.00</b>	<b>21.33</b>	<b>507.67</b>	<b>526.93</b>

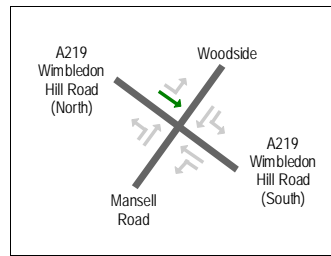
Movement 3.8: Southbound on A219 Wimbledon Hill Road									Traffic Mix	
TIME	P/CYCLE	M/CYCLE	CAR	TAXI	LGV	OGV1	OGV2	BUS/COACH	TOTAL	PCU TOTAL
0700 - 0715	0.03	0.01	0.72	0.00	0.13	0.04	0.01	0.06	1	1.06
0715 - 0730	0.02	0.04	0.73	0.03	0.11	0.03	0.00	0.06	1	1.04
0730 - 0745	0.00	0.03	0.68	0.04	0.15	0.06	0.00	0.05	1	1.06
0745 - 0800	0.00	0.02	0.75	0.05	0.14	0.01	0.00	0.02	1	1.02
<b>Hourly Total</b>	<b>0.05</b>	<b>0.09</b>	<b>2.87</b>	<b>0.11</b>	<b>0.54</b>	<b>0.14</b>	<b>0.01</b>	<b>0.19</b>	<b>4</b>	<b>4.18</b>
<b>Hourly Average</b>	<b>0.01</b>	<b>0.02</b>	<b>0.72</b>	<b>0.03</b>	<b>0.13</b>	<b>0.04</b>	<b>0.00</b>	<b>0.05</b>	<b>1.00</b>	<b>1.04</b>
0800 - 0815	0.01	0.03	0.77	0.04	0.07	0.02	0.02	0.04	1	1.05
0815 - 0830	0.02	0.03	0.80	0.04	0.05	0.02	0.01	0.04	1	1.03
0830 - 0845	0.00	0.01	0.77	0.05	0.11	0.03	0.00	0.02	1	1.03
0845 - 0900	0.02	0.03	0.74	0.02	0.07	0.06	0.01	0.05	1	1.06
<b>Hourly Total</b>	<b>0.04</b>	<b>0.11</b>	<b>3.07</b>	<b>0.15</b>	<b>0.30</b>	<b>0.14</b>	<b>0.03</b>	<b>0.15</b>	<b>4</b>	<b>4.16</b>
<b>Hourly Average</b>	<b>0.01</b>	<b>0.03</b>	<b>0.77</b>	<b>0.04</b>	<b>0.07</b>	<b>0.04</b>	<b>0.01</b>	<b>0.04</b>	<b>1.00</b>	<b>1.04</b>
0900 - 0915	0.04	0.03	0.75	0.04	0.07	0.02	0.00	0.05	1	1.02
0915 - 0930	0.03	0.05	0.69	0.04	0.10	0.03	0.02	0.04	1	1.03
0930 - 0945	0.03	0.02	0.66	0.05	0.15	0.04	0.00	0.05	1	1.03
0945 - 1000	0.02	0.02	0.70	0.05	0.11	0.06	0.01	0.03	1	1.05
<b>Hourly Total</b>	<b>0.11</b>	<b>0.12</b>	<b>2.80</b>	<b>0.17</b>	<b>0.43</b>	<b>0.15</b>	<b>0.03</b>	<b>0.17</b>	<b>4</b>	<b>4.13</b>
<b>Hourly Average</b>	<b>0.03</b>	<b>0.03</b>	<b>0.70</b>	<b>0.04</b>	<b>0.11</b>	<b>0.04</b>	<b>0.01</b>	<b>0.04</b>	<b>1.00</b>	<b>1.03</b>
<b>AM Session Total</b>	<b>0.21</b>	<b>0.32</b>	<b>8.75</b>	<b>0.43</b>	<b>1.27</b>	<b>0.44</b>	<b>0.07</b>	<b>0.51</b>	<b>12</b>	<b>12.47</b>
<b>AM Session Average</b>	<b>0.02</b>	<b>0.03</b>	<b>0.73</b>	<b>0.04</b>	<b>0.11</b>	<b>0.04</b>	<b>0.01</b>	<b>0.04</b>	<b>1.00</b>	<b>1.04</b>



Movement 3.8: Southbound on A219 Wimbledon Hill Road									Original Data	
TIME	P/CYCLE	M/CYCLE	CAR	TAXI	LGV	OGV1	OGV2	BUS/COACH	TOTAL	PCU TOTAL
1130 - 1145	2	2	84	5	25	7	0	2	127	129.70
1145 - 1200	2	4	72	1	30	4	1	5	119	123.30
1200 - 1215	1	3	81	4	19	5	0	8	121	128.90
1215 - 1230	2	1	80	3	32	5	1	5	129	135.60
<b>Hourly Total</b>	<b>7</b>	<b>10</b>	<b>317</b>	<b>13</b>	<b>106</b>	<b>21</b>	<b>2</b>	<b>20</b>	<b>496</b>	<b>517.50</b>
<b>Hourly Average</b>	<b>1.75</b>	<b>2.50</b>	<b>79.25</b>	<b>3.25</b>	<b>26.50</b>	<b>5.25</b>	<b>0.50</b>	<b>5.00</b>	<b>124.00</b>	<b>129.38</b>
1230 - 1245	4	6	76	6	33	5	0	3	133	131.70
1245 - 1300	2	2	74	5	19	8	0	8	118	127.20
1300 - 1315	4	3	90	7	23	4	1	5	137	140.30
1315 - 1330	4	1	86	4	28	4	2	5	134	139.80
<b>Hourly Total</b>	<b>14</b>	<b>12</b>	<b>326</b>	<b>22</b>	<b>103</b>	<b>21</b>	<b>3</b>	<b>21</b>	<b>522</b>	<b>539.00</b>
<b>Hourly Average</b>	<b>3.50</b>	<b>3.00</b>	<b>81.50</b>	<b>5.50</b>	<b>25.75</b>	<b>5.25</b>	<b>0.75</b>	<b>5.25</b>	<b>130.50</b>	<b>134.75</b>
1330 - 1345	1	7	84	1	16	4	2	5	120	124.60
1345 - 1400	1	5	65	5	19	10	0	7	112	120.20
1400 - 1415	2	1	82	3	17	8	0	2	115	118.80
1415 - 1430	2	2	88	3	31	5	1	6	138	145.00
<b>Hourly Total</b>	<b>6</b>	<b>15</b>	<b>319</b>	<b>12</b>	<b>83</b>	<b>27</b>	<b>3</b>	<b>20</b>	<b>485</b>	<b>508.60</b>
<b>Hourly Average</b>	<b>1.50</b>	<b>3.75</b>	<b>79.75</b>	<b>3.00</b>	<b>20.75</b>	<b>6.75</b>	<b>0.75</b>	<b>5.00</b>	<b>121.25</b>	<b>127.15</b>
<b>Inter Session Total</b>	<b>27</b>	<b>37</b>	<b>962</b>	<b>47</b>	<b>292</b>	<b>69</b>	<b>8</b>	<b>61</b>	<b>1503</b>	<b>1565.10</b>
<b>Inter Session Average</b>	<b>2.25</b>	<b>3.08</b>	<b>80.17</b>	<b>3.92</b>	<b>24.33</b>	<b>5.75</b>	<b>0.67</b>	<b>5.08</b>	<b>125.25</b>	<b>130.43</b>

Movement 3.8: Southbound on A219 Wimbledon Hill Road									Flow in Vehicles / Hour	
TIME	P/CYCLE	M/CYCLE	CAR	TAXI	LGV	OGV1	OGV2	BUS/COACH	TOTAL	PCU TOTAL
1130 - 1145	8	8	336	20	100	28	0	8	508	518.80
1145 - 1200	8	16	288	4	120	16	4	20	476	493.20
1200 - 1215	4	12	324	16	76	20	0	32	484	515.60
1215 - 1230	8	4	320	12	128	20	4	20	516	542.40
<b>Hourly Total</b>	<b>28</b>	<b>40</b>	<b>1268</b>	<b>52</b>	<b>424</b>	<b>84</b>	<b>8</b>	<b>80</b>	<b>1984</b>	<b>2070.00</b>
<b>Hourly Average</b>	<b>7.00</b>	<b>10.00</b>	<b>317.00</b>	<b>13.00</b>	<b>106.00</b>	<b>21.00</b>	<b>2.00</b>	<b>20.00</b>	<b>496.00</b>	<b>517.50</b>
1230 - 1245	16	24	304	24	132	20	0	12	532	526.80
1245 - 1300	8	8	296	20	76	32	0	32	472	508.80
1300 - 1315	16	12	360	28	92	16	4	20	548	561.20
1315 - 1330	16	4	344	16	112	16	8	20	536	559.20
<b>Hourly Total</b>	<b>56</b>	<b>48</b>	<b>1304</b>	<b>88</b>	<b>412</b>	<b>84</b>	<b>12</b>	<b>84</b>	<b>2088</b>	<b>2156.00</b>
<b>Hourly Average</b>	<b>14.00</b>	<b>12.00</b>	<b>326.00</b>	<b>22.00</b>	<b>103.00</b>	<b>21.00</b>	<b>3.00</b>	<b>21.00</b>	<b>522.00</b>	<b>539.00</b>
1330 - 1345	4	28	336	4	64	16	8	20	480	498.40
1345 - 1400	4	20	260	20	76	40	0	28	448	480.80
1400 - 1415	8	4	328	12	68	32	0	8	460	475.20
1415 - 1430	8	8	352	12	124	20	4	24	552	580.00
<b>Hourly Total</b>	<b>24</b>	<b>60</b>	<b>1276</b>	<b>48</b>	<b>332</b>	<b>108</b>	<b>12</b>	<b>80</b>	<b>1940</b>	<b>2034.40</b>
<b>Hourly Average</b>	<b>6.00</b>	<b>15.00</b>	<b>319.00</b>	<b>12.00</b>	<b>83.00</b>	<b>27.00</b>	<b>3.00</b>	<b>20.00</b>	<b>485.00</b>	<b>508.60</b>
<b>Inter Session Total</b>	<b>108</b>	<b>148</b>	<b>3848</b>	<b>188</b>	<b>1168</b>	<b>276</b>	<b>32</b>	<b>244</b>	<b>6012</b>	<b>6260.40</b>
<b>Inter Session Average</b>	<b>9.00</b>	<b>12.33</b>	<b>320.67</b>	<b>15.67</b>	<b>97.33</b>	<b>23.00</b>	<b>2.67</b>	<b>20.33</b>	<b>501.00</b>	<b>521.70</b>

Movement 3.8: Southbound on A219 Wimbledon Hill Road									Traffic Mix	
TIME	P/CYCLE	M/CYCLE	CAR	TAXI	LGV	OGV1	OGV2	BUS/COACH	TOTAL	PCU TOTAL
1130 - 1145	0.02	0.02	0.66	0.04	0.20	0.06	0.00	0.02	1	1.02
1145 - 1200	0.02	0.03	0.61	0.01	0.25	0.03	0.01	0.04	1	1.04
1200 - 1215	0.01	0.02	0.67	0.03	0.16	0.04	0.00	0.07	1	1.07
1215 - 1230	0.02	0.01	0.62	0.02	0.25	0.04	0.01	0.04	1	1.05
<b>Hourly Total</b>	<b>0.06</b>	<b>0.08</b>	<b>2.56</b>	<b>0.10</b>	<b>0.85</b>	<b>0.17</b>	<b>0.02</b>	<b>0.16</b>	<b>4</b>	<b>4.17</b>
<b>Hourly Average</b>	<b>0.01</b>	<b>0.02</b>	<b>0.64</b>	<b>0.03</b>	<b>0.21</b>	<b>0.04</b>	<b>0.00</b>	<b>0.04</b>	<b>1.00</b>	<b>1.04</b>
1230 - 1245	0.03	0.05	0.57	0.05	0.25	0.04	0.00	0.02	1	0.99
1245 - 1300	0.02	0.02	0.63	0.04	0.16	0.07	0.00	0.07	1	1.08
1300 - 1315	0.03	0.02	0.66	0.05	0.17	0.03	0.01	0.04	1	1.02
1315 - 1330	0.03	0.01	0.64	0.03	0.21	0.03	0.01	0.04	1	1.04
<b>Hourly Total</b>	<b>0.11</b>	<b>0.09</b>	<b>2.50</b>	<b>0.17</b>	<b>0.79</b>	<b>0.16</b>	<b>0.02</b>	<b>0.16</b>	<b>4</b>	<b>4.14</b>
<b>Hourly Average</b>	<b>0.03</b>	<b>0.02</b>	<b>0.62</b>	<b>0.04</b>	<b>0.20</b>	<b>0.04</b>	<b>0.01</b>	<b>0.04</b>	<b>1.00</b>	<b>1.03</b>
1330 - 1345	0.01	0.06	0.70	0.01	0.13	0.03	0.02	0.04	1	1.04
1345 - 1400	0.01	0.04	0.58	0.04	0.17	0.09	0.00	0.06	1	1.07
1400 - 1415	0.02	0.01	0.71	0.03	0.15	0.07	0.00	0.02	1	1.03
1415 - 1430	0.01	0.01	0.64	0.02	0.22	0.04	0.01	0.04	1	1.05
<b>Hourly Total</b>	<b>0.05</b>	<b>0.13</b>	<b>2.63</b>	<b>0.10</b>	<b>0.68</b>	<b>0.23</b>	<b>0.02</b>	<b>0.17</b>	<b>4</b>	<b>4.20</b>
<b>Hourly Average</b>	<b>0.01</b>	<b>0.03</b>	<b>0.66</b>	<b>0.03</b>	<b>0.17</b>	<b>0.06</b>	<b>0.01</b>	<b>0.04</b>	<b>1.00</b>	<b>1.05</b>
<b>Inter Session Total</b>	<b>0.21</b>	<b>0.30</b>	<b>7.68</b>	<b>0.37</b>	<b>2.32</b>	<b>0.56</b>	<b>0.06</b>	<b>0.49</b>	<b>12</b>	<b>12.50</b>
<b>Inter Session Average</b>	<b>0.02</b>	<b>0.02</b>	<b>0.64</b>	<b>0.03</b>	<b>0.19</b>	<b>0.05</b>	<b>0.01</b>	<b>0.04</b>	<b>1.00</b>	<b>1.04</b>



Movement 3.8: Southbound on A219 Wimbledon Hill Road									Original Data	
TIME	P/CYCLE	M/CYCLE	CAR	TAXI	LGV	OGV1	OGV2	BUS/COACH	TOTAL	PCU TOTAL
1500 - 1515	2	4	99	5	20	3	0	6	139	142.50
1515 - 1530	2	2	79	4	15	3	0	5	110	113.70
1530 - 1545	0	3	60	5	11	5	0	4	88	92.70
1545 - 1600	2	5	41	4	8	1	1	4	66	67.20
<b>Hourly Total</b>	<b>6</b>	<b>14</b>	<b>279</b>	<b>18</b>	<b>54</b>	<b>12</b>	<b>1</b>	<b>19</b>	<b>403</b>	<b>416.10</b>
<b>Hourly Average</b>	<b>1.50</b>	<b>3.50</b>	<b>69.75</b>	<b>4.50</b>	<b>13.50</b>	<b>3.00</b>	<b>0.25</b>	<b>4.75</b>	<b>100.75</b>	<b>104.03</b>
1600 - 1615	2	2	69	7	11	2	1	7	101	107.50
1615 - 1630	3	10	72	3	19	1	0	3	111	106.10
1630 - 1645	2	7	89	4	21	1	0	8	132	134.70
1645 - 1700	3	9	83	7	31	5	0	5	143	142.70
<b>Hourly Total</b>	<b>10</b>	<b>28</b>	<b>313</b>	<b>21</b>	<b>82</b>	<b>9</b>	<b>1</b>	<b>23</b>	<b>487</b>	<b>491.00</b>
<b>Hourly Average</b>	<b>2.50</b>	<b>7.00</b>	<b>78.25</b>	<b>5.25</b>	<b>20.50</b>	<b>2.25</b>	<b>0.25</b>	<b>5.75</b>	<b>121.75</b>	<b>122.75</b>
1700 - 1715	2	5	82	3	12	1	1	5	111	113.20
1715 - 1730	1	10	94	8	13	2	1	6	135	136.50
1730 - 1745	0	5	91	10	11	1	0	3	121	121.50
1745 - 1800	1	12	89	5	9	1	0	6	123	121.50
<b>Hourly Total</b>	<b>4</b>	<b>32</b>	<b>356</b>	<b>26</b>	<b>45</b>	<b>5</b>	<b>2</b>	<b>20</b>	<b>490</b>	<b>492.70</b>
<b>Hourly Average</b>	<b>1.00</b>	<b>8.00</b>	<b>89.00</b>	<b>6.50</b>	<b>11.25</b>	<b>1.25</b>	<b>0.50</b>	<b>5.00</b>	<b>122.50</b>	<b>123.18</b>
1800 - 1815	8	12	107	7	13	1	0	6	154	146.90
1815 - 1830	1	12	93	9	12	2	0	4	133	130.00
1830 - 1845	2	9	106	11	8	1	0	2	139	134.50
1845 - 1900	3	10	91	11	5	1	1	6	128	127.40
<b>Hourly Total</b>	<b>14</b>	<b>43</b>	<b>397</b>	<b>38</b>	<b>38</b>	<b>5</b>	<b>1</b>	<b>18</b>	<b>554</b>	<b>538.80</b>
<b>Hourly Average</b>	<b>3.50</b>	<b>10.75</b>	<b>99.25</b>	<b>9.50</b>	<b>9.50</b>	<b>1.25</b>	<b>0.25</b>	<b>4.50</b>	<b>138.50</b>	<b>134.70</b>
<b>PM Session Total</b>	<b>34</b>	<b>117</b>	<b>1345</b>	<b>103</b>	<b>219</b>	<b>31</b>	<b>5</b>	<b>80</b>	<b>1934</b>	<b>1938.60</b>
<b>PM Session Average</b>	<b>2.13</b>	<b>7.31</b>	<b>84.06</b>	<b>6.44</b>	<b>13.69</b>	<b>1.94</b>	<b>0.31</b>	<b>5.00</b>	<b>120.88</b>	<b>121.16</b>

Movement 3.8: Southbound on A219 Wimbledon Hill Road									Flow in Vehicles / Hour	
TIME	P/CYCLE	M/CYCLE	CAR	TAXI	LGV	OGV1	OGV2	BUS/COACH	TOTAL	PCU TOTAL
1500 - 1515	8	16	396	20	80	12	0	24	556	570.00
1515 - 1530	8	8	316	16	60	12	0	20	440	454.80
1530 - 1545	0	12	240	20	44	20	0	16	352	370.80
1545 - 1600	8	20	164	16	32	4	4	16	264	268.80
<b>Hourly Total</b>	<b>24</b>	<b>56</b>	<b>1116</b>	<b>72</b>	<b>216</b>	<b>48</b>	<b>4</b>	<b>76</b>	<b>1612</b>	<b>1664.40</b>
<b>Hourly Average</b>	<b>6.00</b>	<b>14.00</b>	<b>279.00</b>	<b>18.00</b>	<b>54.00</b>	<b>12.00</b>	<b>1.00</b>	<b>19.00</b>	<b>403.00</b>	<b>416.10</b>
1600 - 1615	8	8	276	28	44	8	4	28	404	430.00
1615 - 1630	12	40	288	12	76	4	0	12	444	424.40
1630 - 1645	8	28	356	16	84	4	0	32	528	538.80
1645 - 1700	12	36	332	28	124	20	0	20	572	570.80
<b>Hourly Total</b>	<b>40</b>	<b>112</b>	<b>1252</b>	<b>84</b>	<b>328</b>	<b>36</b>	<b>4</b>	<b>92</b>	<b>1948</b>	<b>1964.00</b>
<b>Hourly Average</b>	<b>10.00</b>	<b>28.00</b>	<b>313.00</b>	<b>21.00</b>	<b>82.00</b>	<b>9.00</b>	<b>1.00</b>	<b>23.00</b>	<b>487.00</b>	<b>491.00</b>
1700 - 1715	8	20	328	12	48	4	4	20	444	452.80
1715 - 1730	4	40	376	32	52	8	4	24	540	546.00
1730 - 1745	0	20	364	40	44	4	0	12	484	486.00
1745 - 1800	4	48	356	20	36	4	0	24	492	486.00
<b>Hourly Total</b>	<b>16</b>	<b>128</b>	<b>1424</b>	<b>104</b>	<b>180</b>	<b>20</b>	<b>8</b>	<b>80</b>	<b>1960</b>	<b>1970.80</b>
<b>Hourly Average</b>	<b>4.00</b>	<b>32.00</b>	<b>356.00</b>	<b>26.00</b>	<b>45.00</b>	<b>5.00</b>	<b>2.00</b>	<b>20.00</b>	<b>490.00</b>	<b>492.70</b>
1800 - 1815	32	48	428	28	52	4	0	24	616	587.60
1815 - 1830	4	48	372	36	48	8	0	16	532	520.00
1830 - 1845	8	36	424	44	32	4	0	8	556	538.00
1845 - 1900	12	40	364	44	20	4	4	24	512	509.60
<b>Hourly Total</b>	<b>56</b>	<b>172</b>	<b>1588</b>	<b>152</b>	<b>152</b>	<b>20</b>	<b>4</b>	<b>72</b>	<b>2216</b>	<b>2155.20</b>
<b>Hourly Average</b>	<b>14.00</b>	<b>43.00</b>	<b>397.00</b>	<b>38.00</b>	<b>38.00</b>	<b>5.00</b>	<b>1.00</b>	<b>18.00</b>	<b>554.00</b>	<b>538.80</b>
<b>PM Session Total</b>	<b>136</b>	<b>468</b>	<b>5380</b>	<b>412</b>	<b>876</b>	<b>124</b>	<b>20</b>	<b>320</b>	<b>7736</b>	<b>7754.40</b>
<b>PM Session Average</b>	<b>8.50</b>	<b>29.25</b>	<b>336.25</b>	<b>25.75</b>	<b>54.75</b>	<b>7.75</b>	<b>1.25</b>	<b>20.00</b>	<b>483.50</b>	<b>484.65</b>

Movement 3.8: Southbound on A219 Wimbledon Hill Road									Traffic Mix	
TIME	P/CYCLE	M/CYCLE	CAR	TAXI	LGV	OGV1	OGV2	BUS/COACH	TOTAL	PCU TOTAL
1500 - 1515	0.01	0.03	0.71	0.04	0.14	0.02	0.00	0.04	1	1.03
1515 - 1530	0.02	0.02	0.72	0.04	0.14	0.03	0.00	0.05	1	1.03
1530 - 1545	0.00	0.03	0.68	0.06	0.13	0.06	0.00	0.05	1	1.05
1545 - 1600	0.03	0.08	0.62	0.06	0.12	0.02	0.02	0.06	1	1.02
<b>Hourly Total</b>	<b>0.06</b>	<b>0.16</b>	<b>2.73</b>	<b>0.19</b>	<b>0.53</b>	<b>0.12</b>	<b>0.02</b>	<b>0.19</b>	<b>4</b>	<b>4.13</b>
<b>Hourly Average</b>	<b>0.02</b>	<b>0.04</b>	<b>0.68</b>	<b>0.05</b>	<b>0.13</b>	<b>0.03</b>	<b>0.00</b>	<b>0.05</b>	<b>1.00</b>	<b>1.03</b>
1600 - 1615	0.02	0.02	0.68	0.07	0.11	0.02	0.01	0.07	1	1.06
1615 - 1630	0.03	0.09	0.65	0.03	0.17	0.01	0.00	0.03	1	0.96
1630 - 1645	0.02	0.05	0.67	0.03	0.16	0.01	0.00	0.06	1	1.02
1645 - 1700	0.02	0.06	0.58	0.05	0.22	0.03	0.00	0.03	1	1.00
<b>Hourly Total</b>	<b>0.08</b>	<b>0.23</b>	<b>2.59</b>	<b>0.18</b>	<b>0.66</b>	<b>0.07</b>	<b>0.01</b>	<b>0.19</b>	<b>4</b>	<b>4.04</b>
<b>Hourly Average</b>	<b>0.02</b>	<b>0.06</b>	<b>0.65</b>	<b>0.04</b>	<b>0.16</b>	<b>0.02</b>	<b>0.00</b>	<b>0.05</b>	<b>1.00</b>	<b>1.01</b>
1700 - 1715	0.02	0.05	0.74	0.03	0.11	0.01	0.01	0.05	1	1.02
1715 - 1730	0.01	0.07	0.70	0.06	0.10	0.01	0.01	0.04	1	1.01
1730 - 1745	0.00	0.04	0.75	0.08	0.09	0.01	0.00	0.02	1	1.00
1745 - 1800	0.01	0.10	0.72	0.04	0.07	0.01	0.00	0.05	1	0.99
<b>Hourly Total</b>	<b>0.03</b>	<b>0.26</b>	<b>2.91</b>	<b>0.21</b>	<b>0.37</b>	<b>0.04</b>	<b>0.02</b>	<b>0.16</b>	<b>4</b>	<b>4.02</b>
<b>Hourly Average</b>	<b>0.01</b>	<b>0.06</b>	<b>0.73</b>	<b>0.05</b>	<b>0.09</b>	<b>0.01</b>	<b>0.00</b>	<b>0.04</b>	<b>1.00</b>	<b>1.01</b>
1800 - 1815	0.05	0.08	0.69	0.05	0.08	0.01	0.00	0.04	1	0.95
1815 - 1830	0.01	0.09	0.70	0.07	0.09	0.02	0.00	0.03	1	0.98
1830 - 1845	0.01	0.06	0.76	0.08	0.06	0.01	0.00	0.01	1	0.97
1845 - 1900	0.02	0.08	0.71	0.09	0.04	0.01	0.01	0.05	1	1.00
<b>Hourly Total</b>	<b>0.10</b>	<b>0.31</b>	<b>2.87</b>	<b>0.28</b>	<b>0.27</b>	<b>0.04</b>	<b>0.01</b>	<b>0.13</b>	<b>4</b>	<b>3.89</b>
<b>Hourly Average</b>	<b>0.02</b>	<b>0.08</b>	<b>0.72</b>	<b>0.07</b>	<b>0.07</b>	<b>0.01</b>	<b>0.00</b>	<b>0.03</b>	<b>1.00</b>	<b>0.97</b>
<b>PM Session Total</b>	<b>0.28</b>	<b>0.95</b>	<b>11.10</b>	<b>0.85</b>	<b>1.82</b>	<b>0.27</b>	<b>0.05</b>	<b>0.68</b>	<b>16.00</b>	<b>16.09</b>
<b>PM Session Average</b>	<b>0.02</b>	<b>0.06</b>	<b>0.69</b>	<b>0.05</b>	<b>0.11</b>	<b>0.02</b>	<b>0.00</b>	<b>0.04</b>	<b>1.00</b>	<b>1.01</b>