

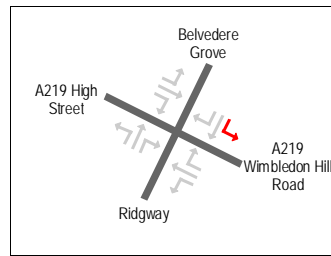
Wimbledon Town Centre Survey
Traffic Count Survey

Site 1 of 8

Belvedere Grove
A219 Wimbledon Hill Road
Ridgeway
A219 High Street

Date

Wednesday, 13th October 2004
0700 - 1000 (AM Peak)



Movement 1.1: Left from Belvedere Grove to A219 Wimbledon Hill Road									Original Data	
TIME	P/CYCLE	M/CYCLE	CAR	TAXI	LGV	OGV1	OGV2	BUS/COACH	TOTAL	PCU TOTAL
0700 - 0715	0	0	3	0	0	1	0	0	4	4.50
0715 - 0730	0	0	1	0	0	0	0	0	1	1.00
0730 - 0745	0	0	1	0	1	0	0	0	2	2.00
0745 - 0800	0	1	2	0	0	0	0	0	3	2.40
Hourly Total	0	1	7	0	1	1	0	0	10	9.90
Hourly Average	0.00	0.25	1.75	0.00	0.25	0.25	0.00	0.00	2.50	2.48
0800 - 0815	0	0	1	0	0	0	0	0	1	1.00
0815 - 0830	0	0	1	0	0	0	0	0	1	1.00
0830 - 0845	0	0	1	0	1	0	0	0	2	2.00
0845 - 0900	0	0	3	0	0	0	0	0	3	3.00
Hourly Total	0	0	6	0	1	0	0	0	7	7.00
Hourly Average	0.00	0.00	1.50	0.00	0.25	0.00	0.00	0.00	1.75	1.75
0900 - 0915	0	0	1	0	1	0	0	0	2	2.00
0915 - 0930	0	0	1	0	0	0	0	0	1	1.00
0930 - 0945	0	0	2	0	1	0	0	0	3	3.00
0945 - 1000	0	0	0	0	1	0	0	0	1	1.00
Hourly Total	0	0	4	0	3	0	0	0	7	7.00
Hourly Average	0.00	0.00	1.00	0.00	0.75	0.00	0.00	0.00	1.75	1.75
AM Session Total	0	1	17	0	5	1	0	0	24	23.90
AM Session Average	0.00	0.08	1.42	0.00	0.42	0.08	0.00	0.00	2.00	1.99

Movement 1.1: Left from Belvedere Grove to A219 Wimbledon Hill Road									Flow in Vehicles / Hour	
TIME	P/CYCLE	M/CYCLE	CAR	TAXI	LGV	OGV1	OGV2	BUS/COACH	TOTAL	PCU TOTAL
0700 - 0715	0	0	12	0	0	4	0	0	16	18.00
0715 - 0730	0	0	4	0	0	0	0	0	4	4.00
0730 - 0745	0	0	4	0	4	0	0	0	8	8.00
0745 - 0800	0	4	8	0	0	0	0	0	12	9.60
Hourly Total	0	4	28	0	4	4	0	0	40	39.60
Hourly Average	0.00	1.00	7.00	0.00	1.00	1.00	0.00	0.00	10.00	9.90
0800 - 0815	0	0	4	0	0	0	0	0	4	4.00
0815 - 0830	0	0	4	0	0	0	0	0	4	4.00
0830 - 0845	0	0	4	0	4	0	0	0	8	8.00
0845 - 0900	0	0	12	0	0	0	0	0	12	12.00
Hourly Total	0	0	24	0	4	0	0	0	28	28.00
Hourly Average	0.00	0.00	6.00	0.00	1.00	0.00	0.00	0.00	7.00	7.00
0900 - 0915	0	0	4	0	4	0	0	0	8	8.00
0915 - 0930	0	0	4	0	0	0	0	0	4	4.00
0930 - 0945	0	0	8	0	4	0	0	0	12	12.00
0945 - 1000	0	0	0	0	4	0	0	0	4	4.00
Hourly Total	0	0	16	0	12	0	0	0	28	28.00
Hourly Average	0.00	0.00	4.00	0.00	3.00	0.00	0.00	0.00	7.00	7.00
AM Session Total	0	4	68	0	20	4	0	0	96	95.60
AM Session Average	0.00	0.33	5.67	0.00	1.67	0.33	0.00	0.00	8.00	7.97

Movement 1.1: Left from Belvedere Grove to A219 Wimbledon Hill Road									Traffic Mix	
TIME	P/CYCLE	M/CYCLE	CAR	TAXI	LGV	OGV1	OGV2	BUS/COACH	TOTAL	PCU TOTAL
0700 - 0715	0.00	0.00	0.75	0.00	0.00	0.25	0.00	0.00	1	1.13
0715 - 0730	0.00	0.00	1.00	0.00	0.00	0.00	0.00	0.00	1	1.00
0730 - 0745	0.00	0.00	0.50	0.00	0.50	0.00	0.00	0.00	1	1.00
0745 - 0800	0.00	0.33	0.67	0.00	0.00	0.00	0.00	0.00	1	0.80
Hourly Total	0.00	0.33	2.92	0.00	0.50	0.25	0.00	0.00	4	3.93
Hourly Average	0.00	0.08	0.73	0.00	0.13	0.06	0.00	0.00	1.00	0.98
0800 - 0815	0.00	0.00	1.00	0.00	0.00	0.00	0.00	0.00	1	1.00
0815 - 0830	0.00	0.00	1.00	0.00	0.00	0.00	0.00	0.00	1	1.00
0830 - 0845	0.00	0.00	0.50	0.00	0.50	0.00	0.00	0.00	1	1.00
0845 - 0900	0.00	0.00	1.00	0.00	0.00	0.00	0.00	0.00	1	1.00
Hourly Total	0.00	0.00	3.50	0.00	0.50	0.00	0.00	0.00	4	4.00
Hourly Average	0.00	0.00	0.88	0.00	0.13	0.00	0.00	0.00	1.00	1.00
0900 - 0915	0.00	0.00	0.50	0.00	0.50	0.00	0.00	0.00	1	1.00
0915 - 0930	0.00	0.00	1.00	0.00	0.00	0.00	0.00	0.00	1	1.00
0930 - 0945	0.00	0.00	0.67	0.00	0.33	0.00	0.00	0.00	1	1.00
0945 - 1000	0.00	0.00	0.00	0.00	1.00	0.00	0.00	0.00	1	1.00
Hourly Total	0.00	0.00	2.17	0.00	1.83	0.00	0.00	0.00	4	4.00
Hourly Average	0.00	0.00	0.54	0.00	0.46	0.00	0.00	0.00	1.00	1.00
AM Session Total	0.00	0.33	8.58	0.00	2.83	0.25	0.00	0.00	12	11.93
AM Session Average	0.00	0.03	0.72	0.00	0.24	0.02	0.00	0.00	1.00	0.99

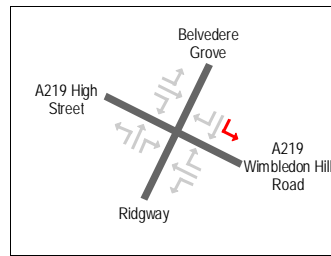
Wimbledon Town Centre Survey
Traffic Count Survey

Site 1 of 8

Belvedere Grove
A219 Wimbledon Hill Road
Ridgeway
A219 High Street

Date

Wednesday, 13th October 2004
1130 - 1430 (Inler Peak)



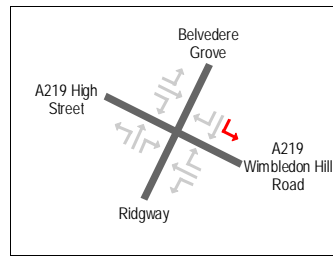
Movement 1.1: Left from Belvedere Grove to A219 Wimbledon Hill Road									Original Data	
TIME	P/CYCLE	M/CYCLE	CAR	TAXI	LGV	OGV1	OGV2	BUS/COACH	TOTAL	PCU TOTAL
1130 - 1145	0	0	3	0	0	0	0	0	3	3.00
1145 - 1200	0	1	3	0	1	0	0	0	5	4.40
1200 - 1215	0	0	2	0	0	0	0	0	2	2.00
1215 - 1230	0	0	0	0	0	0	0	0	0	0.00
Hourly Total	0	1	8	0	1	0	0	0	10	9.40
Hourly Average	0.00	0.25	2.00	0.00	0.25	0.00	0.00	0.00	2.50	2.35
1230 - 1245	0	0	3	0	0	0	0	0	3	3.00
1245 - 1300	0	0	3	0	3	0	0	0	6	6.00
1300 - 1315	0	0	4	0	1	0	0	0	5	5.00
1315 - 1330	0	0	2	0	2	0	0	0	4	4.00
Hourly Total	0	0	12	0	6	0	0	0	18	18.00
Hourly Average	0.00	0.00	3.00	0.00	1.50	0.00	0.00	0.00	4.50	4.50
1330 - 1345	0	0	4	0	0	1	0	0	5	5.50
1345 - 1400	0	0	3	0	0	0	0	0	3	3.00
1400 - 1415	1	0	7	0	0	0	0	0	8	7.20
1415 - 1430	0	0	3	1	1	0	0	0	5	5.00
Hourly Total	1	0	17	1	1	1	0	0	21	20.70
Hourly Average	0.25	0.00	4.25	0.25	0.25	0.25	0.00	0.00	5.25	5.18
Inter Session Total	1	1	37	1	8	1	0	0	49	48.10
Inter Session Average	0.08	0.08	3.08	0.08	0.67	0.08	0.00	0.00	4.08	4.01

Movement 1.1: Left from Belvedere Grove to A219 Wimbledon Hill Road									Flow in Vehicles / Hour	
TIME	P/CYCLE	M/CYCLE	CAR	TAXI	LGV	OGV1	OGV2	BUS/COACH	TOTAL	PCU TOTAL
1130 - 1145	0	0	12	0	0	0	0	0	12	12.00
1145 - 1200	0	4	12	0	4	0	0	0	20	17.60
1200 - 1215	0	0	8	0	0	0	0	0	8	8.00
1215 - 1230	0	0	0	0	0	0	0	0	0	0.00
Hourly Total	0	4	32	0	4	0	0	0	40	37.60
Hourly Average	0.00	1.00	8.00	0.00	1.00	0.00	0.00	0.00	10.00	9.40
1230 - 1245	0	0	12	0	0	0	0	0	12	12.00
1245 - 1300	0	0	12	0	12	0	0	0	24	24.00
1300 - 1315	0	0	16	0	4	0	0	0	20	20.00
1315 - 1330	0	0	8	0	8	0	0	0	16	16.00
Hourly Total	0	0	48	0	24	0	0	0	72	72.00
Hourly Average	0.00	0.00	12.00	0.00	6.00	0.00	0.00	0.00	18.00	18.00
1330 - 1345	0	0	16	0	0	4	0	0	20	22.00
1345 - 1400	0	0	12	0	0	0	0	0	12	12.00
1400 - 1415	4	0	28	0	0	0	0	0	32	28.80
1415 - 1430	0	0	12	4	4	0	0	0	20	20.00
Hourly Total	4	0	68	4	4	4	0	0	84	82.80
Hourly Average	1.00	0.00	17.00	1.00	1.00	1.00	0.00	0.00	21.00	20.70
Inter Session Total	4	4	148	4	32	4	0	0	196	192.40
Inter Session Average	0.33	0.33	12.33	0.33	2.67	0.33	0.00	0.00	16.33	16.03

Movement 1.1: Left from Belvedere Grove to A219 Wimbledon Hill Road									Traffic Mix	
TIME	P/CYCLE	M/CYCLE	CAR	TAXI	LGV	OGV1	OGV2	BUS/COACH	TOTAL	PCU TOTAL
1130 - 1145	0.00	0.00	1.00	0.00	0.00	0.00	0.00	0.00	1	1.00
1145 - 1200	0.00	0.20	0.60	0.00	0.20	0.00	0.00	0.00	1	0.88
1200 - 1215	0.00	0.00	1.00	0.00	0.00	0.00	0.00	0.00	1	1.00
1215 - 1230	0.00	0.00	0.00	0.00	0.00	0.00	0.00	0.00	0	0.00
Hourly Total	0.00	0.20	2.60	0.00	0.20	0.00	0.00	0.00	3	2.88
Hourly Average	0.00	0.05	0.65	0.00	0.05	0.00	0.00	0.00	0.75	0.72
1230 - 1245	0.00	0.00	1.00	0.00	0.00	0.00	0.00	0.00	1	1.00
1245 - 1300	0.00	0.00	0.50	0.00	0.50	0.00	0.00	0.00	1	1.00
1300 - 1315	0.00	0.00	0.80	0.00	0.20	0.00	0.00	0.00	1	1.00
1315 - 1330	0.00	0.00	0.50	0.00	0.50	0.00	0.00	0.00	1	1.00
Hourly Total	0.00	0.00	2.80	0.00	1.20	0.00	0.00	0.00	4	4.00
Hourly Average	0.00	0.00	0.70	0.00	0.30	0.00	0.00	0.00	1.00	1.00
1330 - 1345	0.00	0.00	0.80	0.00	0.00	0.20	0.00	0.00	1	1.10
1345 - 1400	0.00	0.00	1.00	0.00	0.00	0.00	0.00	0.00	1	1.00
1400 - 1415	0.13	0.00	0.88	0.00	0.00	0.00	0.00	0.00	1	0.90
1415 - 1430	0.00	0.00	0.60	0.20	0.20	0.00	0.00	0.00	1	1.00
Hourly Total	0.13	0.00	3.28	0.20	0.20	0.20	0.00	0.00	4	4.00
Hourly Average	0.03	0.00	0.82	0.05	0.05	0.05	0.00	0.00	1.00	1.00
Inter Session Total	0.13	0.20	8.68	0.20	1.60	0.20	0.00	0.00	11	10.88
Inter Session Average	0.01	0.02	0.72	0.02	0.13	0.02	0.00	0.00	0.92	0.91

Site 1 of 8
Belvedere Grove
A219 Wimbledon Hill Road
Ridgeway
A219 High Street

Date
Wednesday, 13th October 2004
1500 - 1900 (PM Peak)



Movement 1.1: Left from Belvedere Grove to A219 Wimbledon Hill Road									Original Data	
TIME	P/CYCLE	M/CYCLE	CAR	TAXI	LGV	OGV1	OGV2	BUS/COACH	TOTAL	PCU TOTAL
1500 - 1515	0	0	0	0	0	0	1	0	1	2.30
1515 - 1530	0	0	3	0	1	0	0	0	4	4.00
1530 - 1545	0	0	2	0	1	0	0	0	3	3.00
1545 - 1600	1	0	2	0	0	0	0	0	3	2.20
Hourly Total	1	0	7	0	2	0	1	0	11	11.50
Hourly Average	0.25	0.00	1.75	0.00	0.50	0.00	0.25	0.00	2.75	2.88
1600 - 1615	0	1	5	0	2	0	0	0	8	7.40
1615 - 1630	0	0	5	0	0	0	0	0	5	5.00
1630 - 1645	0	1	1	0	2	0	0	0	4	3.40
1645 - 1700	0	0	5	0	0	0	0	0	5	5.00
Hourly Total	0	2	16	0	4	0	0	0	22	20.80
Hourly Average	0.00	0.50	4.00	0.00	1.00	0.00	0.00	0.00	5.50	5.20
1700 - 1715	0	0	3	0	2	0	0	0	5	5.00
1715 - 1730	0	0	1	0	0	0	0	0	1	1.00
1730 - 1745	1	0	2	0	0	0	0	0	3	2.20
1745 - 1800	0	1	2	1	0	0	0	0	4	3.40
Hourly Total	1	1	8	1	2	0	0	0	13	11.60
Hourly Average	0.25	0.25	2.00	0.25	0.50	0.00	0.00	0.00	3.25	2.90
1800 - 1815	0	0	2	1	0	0	0	0	3	3.00
1815 - 1830	0	1	6	1	0	0	0	0	8	7.40
1830 - 1845	0	0	4	0	0	0	0	0	4	4.00
1845 - 1900	0	0	2	1	0	0	0	0	3	3.00
Hourly Total	0	1	14	3	0	0	0	0	18	17.40
Hourly Average	0.00	0.25	3.50	0.75	0.00	0.00	0.00	0.00	4.50	4.35
PM Session Total	2	4	45	4	8	0	1	0	64	61.30
PM Session Average	0.13	0.25	2.81	0.25	0.50	0.00	0.06	0.00	4.00	3.83

Movement 1.1: Left from Belvedere Grove to A219 Wimbledon Hill Road									Flow in Vehicles / Hour	
TIME	P/CYCLE	M/CYCLE	CAR	TAXI	LGV	OGV1	OGV2	BUS/COACH	TOTAL	PCU TOTAL
1500 - 1515	0	0	0	0	0	0	4	0	4	9.20
1515 - 1530	0	0	12	0	4	0	0	0	16	16.00
1530 - 1545	0	0	8	0	4	0	0	0	12	12.00
1545 - 1600	4	0	8	0	0	0	0	0	12	8.80
Hourly Total	4	0	28	0	8	0	4	0	44	46.00
Hourly Average	1.00	0.00	7.00	0.00	2.00	0.00	1.00	0.00	11.00	11.50
1600 - 1615	0	4	20	0	8	0	0	0	32	29.60
1615 - 1630	0	0	20	0	0	0	0	0	20	20.00
1630 - 1645	0	4	4	0	8	0	0	0	16	13.60
1645 - 1700	0	0	20	0	0	0	0	0	20	20.00
Hourly Total	0	8	64	0	16	0	0	0	88	83.20
Hourly Average	0.00	2.00	16.00	0.00	4.00	0.00	0.00	0.00	22.00	20.80
1700 - 1715	0	0	12	0	8	0	0	0	20	20.00
1715 - 1730	0	0	4	0	0	0	0	0	4	4.00
1730 - 1745	4	0	8	0	0	0	0	0	12	8.80
1745 - 1800	0	4	8	4	0	0	0	0	16	13.60
Hourly Total	4	4	32	4	8	0	0	0	52	46.40
Hourly Average	1.00	1.00	8.00	1.00	2.00	0.00	0.00	0.00	13.00	11.60
1800 - 1815	0	0	8	4	0	0	0	0	12	12.00
1815 - 1830	0	4	24	4	0	0	0	0	32	29.60
1830 - 1845	0	0	16	0	0	0	0	0	16	16.00
1845 - 1900	0	0	8	4	0	0	0	0	12	12.00
Hourly Total	0	4	56	12	0	0	0	0	72	69.60
Hourly Average	0.00	1.00	14.00	3.00	0.00	0.00	0.00	0.00	18.00	17.40
PM Session Total	8	16	180	16	32	0	4	0	256	245.20
PM Session Average	0.50	1.00	11.25	1.00	2.00	0.00	0.25	0.00	16.00	15.33

Movement 1.1: Left from Belvedere Grove to A219 Wimbledon Hill Road									Traffic Mix	
TIME	P/CYCLE	M/CYCLE	CAR	TAXI	LGV	OGV1	OGV2	BUS/COACH	TOTAL	PCU TOTAL
1500 - 1515	0.00	0.00	0.00	0.00	0.00	0.00	1.00	0.00	1	2.30
1515 - 1530	0.00	0.00	0.75	0.00	0.25	0.00	0.00	0.00	1	1.00
1530 - 1545	0.00	0.00	0.67	0.00	0.33	0.00	0.00	0.00	1	1.00
1545 - 1600	0.33	0.00	0.67	0.00	0.00	0.00	0.00	0.00	1	0.73
Hourly Total	0.33	0.00	2.08	0.00	0.58	0.00	1.00	0.00	4	5.03
Hourly Average	0.08	0.00	0.52	0.00	0.15	0.00	0.25	0.00	1.00	1.26
1600 - 1615	0.00	0.13	0.63	0.00	0.25	0.00	0.00	0.00	1	0.93
1615 - 1630	0.00	0.00	1.00	0.00	0.00	0.00	0.00	0.00	1	1.00
1630 - 1645	0.00	0.25	0.25	0.00	0.50	0.00	0.00	0.00	1	0.85
1645 - 1700	0.00	0.00	1.00	0.00	0.00	0.00	0.00	0.00	1	1.00
Hourly Total	0.00	0.38	2.88	0.00	0.75	0.00	0.00	0.00	4	3.78
Hourly Average	0.00	0.09	0.72	0.00	0.19	0.00	0.00	0.00	1.00	0.94
1700 - 1715	0.00	0.00	0.60	0.00	0.40	0.00	0.00	0.00	1	1.00
1715 - 1730	0.00	0.00	1.00	0.00	0.00	0.00	0.00	0.00	1	1.00
1730 - 1745	0.33	0.00	0.67	0.00	0.00	0.00	0.00	0.00	1	0.73
1745 - 1800	0.00	0.25	0.50	0.25	0.00	0.00	0.00	0.00	1	0.85
Hourly Total	0.33	0.25	2.77	0.25	0.40	0.00	0.00	0.00	4	3.58
Hourly Average	0.08	0.06	0.69	0.06	0.10	0.00	0.00	0.00	1.00	0.90
1800 - 1815	0.00	0.00	0.67	0.33	0.00	0.00	0.00	0.00	1	1.00
1815 - 1830	0.00	0.13	0.75	0.13	0.00	0.00	0.00	0.00	1	0.93
1830 - 1845	0.00	0.00	1.00	0.00	0.00	0.00	0.00	0.00	1	1.00
1845 - 1900	0.00	0.00	0.67	0.33	0.00	0.00	0.00	0.00	1	1.00
Hourly Total	0.00	0.13	3.08	0.79	0.00	0.00	0.00	0.00	4	3.93
Hourly Average	0.00	0.03	0.77	0.20	0.00	0.00	0.00	0.00	1.00	0.98
PM Session Total	0.67	0.75	10.81	1.04	1.73	0.00	1.00	0.00	16.00	16.32
PM Session Average	0.04	0.05	0.68	0.07	0.11	0.00	0.06	0.00	1.00	1.02

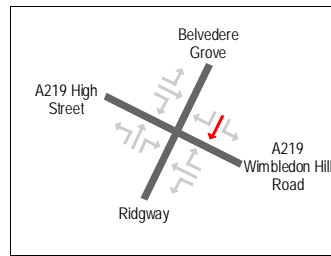
Wimbledon Town Centre Survey
Traffic Count Survey

Site 1 of 8

Belvedere Grove
A219 Wimbledon Hill Road
Ridgeway
A219 High Street

Date

Wednesday, 13th October 2004
0700 - 1000 (AM Peak)



Movement 1.2: Southbound from Belvedere Grove to Ridgeway									Original Data	
TIME	P/CYCLE	M/CYCLE	CAR	TAXI	LGV	OGV1	OGV2	BUS/COACH	TOTAL	PCU TOTAL
0700 - 0715	0	0	12	0	0	0	0	0	12	12.00
0715 - 0730	0	0	37	0	0	1	0	1	39	40.50
0730 - 0745	0	1	44	1	3	1	0	0	50	49.90
0745 - 0800	1	0	52	0	6	0	0	0	59	58.20
Hourly Total	1	1	145	1	9	2	0	1	160	160.60
Hourly Average	0.25	0.25	36.25	0.25	2.25	0.50	0.00	0.25	40.00	40.15
0800 - 0815	2	0	51	0	1	0	0	1	55	54.40
0815 - 0830	1	1	46	0	3	0	0	0	51	49.60
0830 - 0845	0	0	47	0	3	0	0	0	50	50.00
0845 - 0900	0	0	33	0	2	0	0	0	35	35.00
Hourly Total	3	1	177	0	9	0	0	1	191	189.00
Hourly Average	0.75	0.25	44.25	0.00	2.25	0.00	0.00	0.25	47.75	47.25
0900 - 0915	0	0	37	0	3	0	0	0	40	40.00
0915 - 0930	1	0	25	1	4	1	0	0	32	31.70
0930 - 0945	0	0	36	0	3	1	0	0	40	40.50
0945 - 1000	1	1	23	0	5	1	0	0	31	30.10
Hourly Total	2	1	121	1	15	3	0	0	143	142.30
Hourly Average	0.50	0.25	30.25	0.25	3.75	0.75	0.00	0.00	35.75	35.58
AM Session Total	6	3	443	2	33	5	0	2	494	491.90
AM Session Average	0.50	0.25	36.92	0.17	2.75	0.42	0.00	0.17	41.17	40.99

Movement 1.2: Southbound from Belvedere Grove to Ridgeway									Flow in Vehicles / Hour	
TIME	P/CYCLE	M/CYCLE	CAR	TAXI	LGV	OGV1	OGV2	BUS/COACH	TOTAL	PCU TOTAL
0700 - 0715	0	0	48	0	0	0	0	0	48	48.00
0715 - 0730	0	0	148	0	0	4	0	4	156	162.00
0730 - 0745	0	4	176	4	12	4	0	0	200	199.60
0745 - 0800	4	0	208	0	24	0	0	0	236	232.80
Hourly Total	4	4	580	4	36	8	0	4	640	642.40
Hourly Average	1.00	1.00	145.00	1.00	9.00	2.00	0.00	1.00	160.00	160.60
0800 - 0815	8	0	204	0	4	0	0	4	220	217.60
0815 - 0830	4	4	184	0	12	0	0	0	204	198.40
0830 - 0845	0	0	188	0	12	0	0	0	200	200.00
0845 - 0900	0	0	132	0	8	0	0	0	140	140.00
Hourly Total	12	4	708	0	36	0	0	4	764	756.00
Hourly Average	3.00	1.00	177.00	0.00	9.00	0.00	0.00	1.00	191.00	189.00
0900 - 0915	0	0	148	0	12	0	0	0	160	160.00
0915 - 0930	4	0	100	4	16	4	0	0	128	126.80
0930 - 0945	0	0	144	0	12	4	0	0	160	162.00
0945 - 1000	4	4	92	0	20	4	0	0	124	120.40
Hourly Total	8	4	484	4	60	12	0	0	572	569.20
Hourly Average	2.00	1.00	121.00	1.00	15.00	3.00	0.00	0.00	143.00	142.30
AM Session Total	24	12	1772	8	132	20	0	8	1976	1967.60
AM Session Average	2.00	1.00	147.67	0.67	11.00	1.67	0.00	0.67	164.67	163.97

Movement 1.2: Southbound from Belvedere Grove to Ridgeway									Traffic Mix	
TIME	P/CYCLE	M/CYCLE	CAR	TAXI	LGV	OGV1	OGV2	BUS/COACH	TOTAL	PCU TOTAL
0700 - 0715	0.00	0.00	1.00	0.00	0.00	0.00	0.00	0.00	1	1.00
0715 - 0730	0.00	0.00	0.95	0.00	0.00	0.03	0.00	0.03	1	1.04
0730 - 0745	0.00	0.02	0.88	0.02	0.06	0.02	0.00	0.00	1	1.00
0745 - 0800	0.02	0.00	0.88	0.00	0.10	0.00	0.00	0.00	1	0.99
Hourly Total	0.02	0.02	3.71	0.02	0.16	0.05	0.00	0.03	4	4.02
Hourly Average	0.00	0.01	0.93	0.01	0.04	0.01	0.00	0.01	1.00	1.01
0800 - 0815	0.04	0.00	0.93	0.00	0.02	0.00	0.00	0.02	1	0.99
0815 - 0830	0.02	0.02	0.90	0.00	0.06	0.00	0.00	0.00	1	0.97
0830 - 0845	0.00	0.00	0.94	0.00	0.06	0.00	0.00	0.00	1	1.00
0845 - 0900	0.00	0.00	0.94	0.00	0.06	0.00	0.00	0.00	1	1.00
Hourly Total	0.06	0.02	3.71	0.00	0.19	0.00	0.00	0.02	4	3.96
Hourly Average	0.01	0.00	0.93	0.00	0.05	0.00	0.00	0.00	1.00	0.99
0900 - 0915	0.00	0.00	0.93	0.00	0.08	0.00	0.00	0.00	1	1.00
0915 - 0930	0.03	0.00	0.78	0.03	0.13	0.03	0.00	0.00	1	0.99
0930 - 0945	0.00	0.00	0.90	0.00	0.08	0.03	0.00	0.00	1	1.01
0945 - 1000	0.03	0.03	0.74	0.00	0.16	0.03	0.00	0.00	1	0.97
Hourly Total	0.06	0.03	3.35	0.03	0.44	0.09	0.00	0.00	4	3.97
Hourly Average	0.02	0.01	0.84	0.01	0.11	0.02	0.00	0.00	1.00	0.99
AM Session Total	0.14	0.07	10.77	0.05	0.79	0.13	0.00	0.04	12	11.96
AM Session Average	0.01	0.01	0.90	0.00	0.07	0.01	0.00	0.00	1.00	1.00

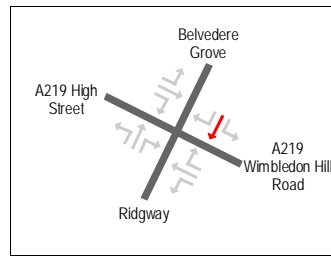
Wimbledon Town Centre Survey
Traffic Count Survey

Site 1 of 8

Belvedere Grove
A219 Wimbledon Hill Road
Ridgeway
A219 High Street

Date

Wednesday, 13th October 2004
1130 - 1430 (Inler Peak)



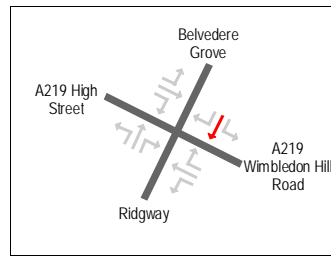
TIME	Movement 1.2: Southbound from Belvedere Grove to Ridgeway								Original Data	
	P/CYCLE	M/CYCLE	CAR	TAXI	LGV	OGV1	OGV2	BUS/COACH	TOTAL	PCU TOTAL
1130 - 1145	0	0	27	1	2	0	0	0	30	30.00
1145 - 1200	0	0	33	1	2	2	0	0	38	39.00
1200 - 1215	1	0	34	0	4	2	0	0	41	41.20
1215 - 1230	0	0	38	1	2	0	0	0	41	41.00
Hourly Total	1	0	132	3	10	4	0	0	150	151.20
Hourly Average	0.25	0.00	33.00	0.75	2.50	1.00	0.00	0.00	37.50	37.80
1230 - 1245	1	0	46	0	6	0	0	0	53	52.20
1245 - 1300	1	1	37	0	1	0	0	0	40	38.60
1300 - 1315	0	1	44	1	4	0	0	0	50	49.40
1315 - 1330	0	1	28	0	7	0	0	0	36	35.40
Hourly Total	2	3	155	1	18	0	0	0	179	175.60
Hourly Average	0.50	0.75	38.75	0.25	4.50	0.00	0.00	0.00	44.75	43.90
1330 - 1345	0	1	26	0	11	2	0	0	40	40.40
1345 - 1400	0	0	25	0	3	1	0	0	29	29.50
1400 - 1415	0	0	22	1	5	1	0	0	29	29.50
1415 - 1430	0	1	41	0	5	2	0	0	49	49.40
Hourly Total	0	2	114	1	24	6	0	0	147	148.80
Hourly Average	0.00	0.50	28.50	0.25	6.00	1.50	0.00	0.00	36.75	37.20
Inter Session Total	3	5	401	5	52	10	0	0	476	475.60
Inter Session Average	0.25	0.42	33.42	0.42	4.33	0.83	0.00	0.00	39.67	39.63

TIME	Movement 1.2: Southbound from Belvedere Grove to Ridgeway								Flow in Vehicles / Hour	
	P/CYCLE	M/CYCLE	CAR	TAXI	LGV	OGV1	OGV2	BUS/COACH	TOTAL	PCU TOTAL
1130 - 1145	0	0	108	4	8	0	0	0	120	120.00
1145 - 1200	0	0	132	4	8	8	0	0	152	156.00
1200 - 1215	4	0	136	0	16	8	0	0	164	164.80
1215 - 1230	0	0	152	4	8	0	0	0	164	164.00
Hourly Total	4	0	528	12	40	16	0	0	600	604.80
Hourly Average	1.00	0.00	132.00	3.00	10.00	4.00	0.00	0.00	150.00	151.20
1230 - 1245	4	0	184	0	24	0	0	0	212	208.80
1245 - 1300	4	4	148	0	4	0	0	0	160	154.40
1300 - 1315	0	4	176	4	16	0	0	0	200	197.60
1315 - 1330	0	4	112	0	28	0	0	0	144	141.60
Hourly Total	8	12	620	4	72	0	0	0	716	702.40
Hourly Average	2.00	3.00	155.00	1.00	18.00	0.00	0.00	0.00	179.00	175.60
1330 - 1345	0	4	104	0	44	8	0	0	160	161.60
1345 - 1400	0	0	100	0	12	4	0	0	116	118.00
1400 - 1415	0	0	88	4	20	4	0	0	116	118.00
1415 - 1430	0	4	164	0	20	8	0	0	196	197.60
Hourly Total	0	8	456	4	96	24	0	0	588	595.20
Hourly Average	0.00	2.00	114.00	1.00	24.00	6.00	0.00	0.00	147.00	148.80
Inter Session Total	12	20	1604	20	208	40	0	0	1904	1902.40
Inter Session Average	1.00	1.67	133.67	1.67	17.33	3.33	0.00	0.00	158.67	158.53

TIME	Movement 1.2: Southbound from Belvedere Grove to Ridgeway								Traffic Mix	
	P/CYCLE	M/CYCLE	CAR	TAXI	LGV	OGV1	OGV2	BUS/COACH	TOTAL	PCU TOTAL
1130 - 1145	0.00	0.00	0.90	0.03	0.07	0.00	0.00	0.00	1	1.00
1145 - 1200	0.00	0.00	0.87	0.03	0.05	0.05	0.00	0.00	1	1.03
1200 - 1215	0.02	0.00	0.83	0.00	0.10	0.05	0.00	0.00	1	1.00
1215 - 1230	0.00	0.00	0.93	0.02	0.05	0.00	0.00	0.00	1	1.00
Hourly Total	0.02	0.00	3.52	0.08	0.27	0.10	0.00	0.00	4	4.03
Hourly Average	0.01	0.00	0.88	0.02	0.07	0.03	0.00	0.00	1.00	1.01
1230 - 1245	0.02	0.00	0.87	0.00	0.11	0.00	0.00	0.00	1	0.98
1245 - 1300	0.03	0.03	0.93	0.00	0.03	0.00	0.00	0.00	1	0.97
1300 - 1315	0.00	0.02	0.88	0.02	0.08	0.00	0.00	0.00	1	0.99
1315 - 1330	0.00	0.03	0.78	0.00	0.19	0.00	0.00	0.00	1	0.98
Hourly Total	0.04	0.07	3.45	0.02	0.41	0.00	0.00	0.00	4	3.92
Hourly Average	0.01	0.02	0.86	0.01	0.10	0.00	0.00	0.00	1.00	0.98
1330 - 1345	0.00	0.03	0.65	0.00	0.28	0.05	0.00	0.00	1	1.01
1345 - 1400	0.00	0.00	0.86	0.00	0.10	0.03	0.00	0.00	1	1.02
1400 - 1415	0.00	0.00	0.76	0.03	0.17	0.03	0.00	0.00	1	1.02
1415 - 1430	0.00	0.02	0.84	0.00	0.10	0.04	0.00	0.00	1	1.01
Hourly Total	0.00	0.05	3.11	0.03	0.65	0.16	0.00	0.00	4	4.05
Hourly Average	0.00	0.01	0.78	0.01	0.16	0.04	0.00	0.00	1.00	1.01
Inter Session Total	0.07	0.12	10.08	0.14	1.33	0.26	0.00	0.00	12	12.01
Inter Session Average	0.01	0.01	0.84	0.01	0.11	0.02	0.00	0.00	1.00	1.00

Site 1 of 8
Belvedere Grove
A219 Wimbledon Hill Road
Ridgeway
A219 High Street

Date
Wednesday, 13th October 2004
1500 - 1900 (PM Peak)



Movement 1.2: Southbound from Belvedere Grove to Ridgeway									Original Data	
TIME	P/CYCLE	M/CYCLE	CAR	TAXI	LGV	OGV1	OGV2	BUS/COACH	TOTAL	PCU TOTAL
1500 - 1515	0	0	46	1	6	2	0	0	55	56.00
1515 - 1530	0	1	60	0	6	1	0	0	68	67.90
1530 - 1545	0	1	55	1	6	0	0	0	63	62.40
1545 - 1600	0	0	68	1	8	2	0	0	79	80.00
Hourly Total	0	2	229	3	26	5	0	0	265	266.30
Hourly Average	0.00	0.50	57.25	0.75	6.50	1.25	0.00	0.00	66.25	66.58
1600 - 1615	1	0	64	0	11	0	0	0	76	75.20
1615 - 1630	1	2	70	1	10	1	0	0	85	83.50
1630 - 1645	0	0	57	1	15	3	0	0	76	77.50
1645 - 1700	0	0	82	0	8	1	0	0	91	91.50
Hourly Total	2	2	273	2	44	5	0	0	328	327.70
Hourly Average	0.50	0.50	68.25	0.50	11.00	1.25	0.00	0.00	82.00	81.93
1700 - 1715	0	0	55	0	8	0	0	0	63	63.00
1715 - 1730	2	2	72	2	7	0	0	0	85	82.20
1730 - 1745	0	1	64	0	10	0	0	0	75	74.40
1745 - 1800	0	0	51	2	5	0	0	0	58	58.00
Hourly Total	2	3	242	4	30	0	0	0	281	277.60
Hourly Average	0.50	0.75	60.50	1.00	7.50	0.00	0.00	0.00	70.25	69.40
1800 - 1815	1	1	66	0	5	0	0	0	73	71.60
1815 - 1830	0	1	69	0	2	0	0	0	72	71.40
1830 - 1845	1	0	61	0	1	1	0	0	64	63.70
1845 - 1900	0	2	40	0	3	0	0	0	45	43.80
Hourly Total	2	4	236	0	11	1	0	0	254	250.50
Hourly Average	0.50	1.00	59.00	0.00	2.75	0.25	0.00	0.00	63.50	62.63
PM Session Total	6	11	980	9	111	11	0	0	1128	1122.10
PM Session Average	0.38	0.69	61.25	0.56	6.94	0.69	0.00	0.00	70.50	70.13

Movement 1.2: Southbound from Belvedere Grove to Ridgeway									Flow in Vehicles / Hour	
TIME	P/CYCLE	M/CYCLE	CAR	TAXI	LGV	OGV1	OGV2	BUS/COACH	TOTAL	PCU TOTAL
1500 - 1515	0	0	184	4	24	8	0	0	220	224.00
1515 - 1530	0	4	240	0	24	4	0	0	272	271.60
1530 - 1545	0	4	220	4	24	0	0	0	252	249.60
1545 - 1600	0	0	272	4	32	8	0	0	316	320.00
Hourly Total	0	8	916	12	104	20	0	0	1060	1065.20
Hourly Average	0.00	2.00	229.00	3.00	26.00	5.00	0.00	0.00	265.00	266.30
1600 - 1615	4	0	256	0	44	0	0	0	304	300.80
1615 - 1630	4	8	280	4	40	4	0	0	340	334.00
1630 - 1645	0	0	228	4	60	12	0	0	304	310.00
1645 - 1700	0	0	328	0	32	4	0	0	364	366.00
Hourly Total	8	8	1092	8	176	20	0	0	1312	1310.80
Hourly Average	2.00	2.00	273.00	2.00	44.00	5.00	0.00	0.00	328.00	327.70
1700 - 1715	0	0	220	0	32	0	0	0	252	252.00
1715 - 1730	8	8	288	8	28	0	0	0	340	328.80
1730 - 1745	0	4	256	0	40	0	0	0	300	297.60
1745 - 1800	0	0	204	8	20	0	0	0	232	232.00
Hourly Total	8	12	968	16	120	0	0	0	1124	1110.40
Hourly Average	2.00	3.00	242.00	4.00	30.00	0.00	0.00	0.00	281.00	277.60
1800 - 1815	4	4	264	0	20	0	0	0	292	286.40
1815 - 1830	0	4	276	0	8	0	0	0	288	285.60
1830 - 1845	4	0	244	0	4	4	0	0	256	254.80
1845 - 1900	0	8	160	0	12	0	0	0	180	175.20
Hourly Total	8	16	944	0	44	4	0	0	1016	1002.00
Hourly Average	2.00	4.00	236.00	0.00	11.00	1.00	0.00	0.00	254.00	250.50
PM Session Total	24	44	3920	36	444	44	0	0	4512	4488.40
PM Session Average	1.50	2.75	245.00	2.25	27.75	2.75	0.00	0.00	282.00	280.53

Movement 1.2: Southbound from Belvedere Grove to Ridgeway									Traffic Mix	
TIME	P/CYCLE	M/CYCLE	CAR	TAXI	LGV	OGV1	OGV2	BUS/COACH	TOTAL	PCU TOTAL
1500 - 1515	0.00	0.00	0.84	0.02	0.11	0.04	0.00	0.00	1	1.02
1515 - 1530	0.00	0.01	0.88	0.00	0.09	0.01	0.00	0.00	1	1.00
1530 - 1545	0.00	0.02	0.87	0.02	0.10	0.00	0.00	0.00	1	0.99
1545 - 1600	0.00	0.00	0.86	0.01	0.10	0.03	0.00	0.00	1	1.01
Hourly Total	0.00	0.03	3.45	0.05	0.39	0.08	0.00	0.00	4	4.02
Hourly Average	0.00	0.01	0.86	0.01	0.10	0.02	0.00	0.00	1.00	1.00
1600 - 1615	0.01	0.00	0.84	0.00	0.14	0.00	0.00	0.00	1	0.99
1615 - 1630	0.01	0.02	0.82	0.01	0.12	0.01	0.00	0.00	1	0.98
1630 - 1645	0.00	0.00	0.75	0.01	0.20	0.04	0.00	0.00	1	1.02
1645 - 1700	0.00	0.00	0.90	0.00	0.09	0.01	0.00	0.00	1	1.01
Hourly Total	0.02	0.02	3.32	0.02	0.55	0.06	0.00	0.00	4	4.00
Hourly Average	0.01	0.01	0.83	0.01	0.14	0.02	0.00	0.00	1.00	1.00
1700 - 1715	0.00	0.00	0.87	0.00	0.13	0.00	0.00	0.00	1	1.00
1715 - 1730	0.02	0.02	0.85	0.02	0.08	0.00	0.00	0.00	1	0.97
1730 - 1745	0.00	0.01	0.85	0.00	0.13	0.00	0.00	0.00	1	0.99
1745 - 1800	0.00	0.00	0.88	0.03	0.09	0.00	0.00	0.00	1	1.00
Hourly Total	0.02	0.04	3.45	0.06	0.43	0.00	0.00	0.00	4	3.96
Hourly Average	0.01	0.01	0.86	0.01	0.11	0.00	0.00	0.00	1.00	0.99
1800 - 1815	0.01	0.01	0.90	0.00	0.07	0.00	0.00	0.00	1	0.98
1815 - 1830	0.00	0.01	0.96	0.00	0.03	0.00	0.00	0.00	1	0.99
1830 - 1845	0.02	0.00	0.95	0.00	0.02	0.02	0.00	0.00	1	1.00
1845 - 1900	0.00	0.04	0.89	0.00	0.07	0.00	0.00	0.00	1	0.97
Hourly Total	0.03	0.07	3.70	0.00	0.18	0.02	0.00	0.00	4	3.94
Hourly Average	0.01	0.02	0.93	0.00	0.04	0.02	0.00	0.00	1.00	0.99
PM Session Total	0.08	0.16	13.93	0.13	1.55	0.15	0.00	0.00	16.00	15.92
PM Session Average	0.00	0.01	0.87	0.01	0.10	0.01	0.00	0.00	1.00	0.99

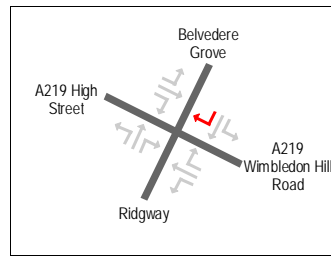
Wimbledon Town Centre Survey
Traffic Count Survey

Site 1 of 8

Belvedere Grove
A219 Wimbledon Hill Road
Ridgeway
A219 High Street

Date

Wednesday, 13th October 2004
0700 - 1000 (AM Peak)



Movement 1.3: Right from Belvedere Grove to A219 High Street									Original Data	
TIME	P/CYCLE	M/CYCLE	CAR	TAXI	LGV	OGV1	OGV2	BUS/COACH	TOTAL	PCU TOTAL
0700 - 0715	0	0	0	0	0	0	0	0	0	0.00
0715 - 0730	0	0	2	0	0	0	0	0	2	2.00
0730 - 0745	0	0	4	0	0	0	0	0	4	4.00
0745 - 0800	0	0	1	0	0	0	0	0	1	1.00
Hourly Total	0	0	7	0	0	0	0	0	7	7.00
Hourly Average	0.00	0.00	1.75	0.00	0.00	0.00	0.00	0.00	1.75	1.75
0800 - 0815	0	0	1	0	1	0	0	0	2	2.00
0815 - 0830	0	0	2	0	1	0	0	0	3	3.00
0830 - 0845	0	1	4	0	0	1	0	0	6	5.90
0845 - 0900	0	0	3	0	1	1	0	0	5	5.50
Hourly Total	0	1	10	0	3	2	0	0	16	16.40
Hourly Average	0.00	0.25	2.50	0.00	0.75	0.50	0.00	0.00	4.00	4.10
0900 - 0915	0	0	5	0	0	0	0	0	5	5.00
0915 - 0930	0	0	1	0	0	1	0	0	2	2.50
0930 - 0945	0	0	2	0	0	0	0	0	2	2.00
0945 - 1000	0	0	5	0	0	0	0	0	5	5.00
Hourly Total	0	0	13	0	0	1	0	0	14	14.50
Hourly Average	0.00	0.00	3.25	0.00	0.00	0.25	0.00	0.00	3.50	3.63

AM Session Total	0	1	30	0	3	3	0	0	37	37.90
AM Session Average	0.00	0.08	2.50	0.00	0.25	0.25	0.00	0.00	3.08	3.16

Movement 1.3: Right from Belvedere Grove to A219 High Street									Flow in Vehicles / Hour	
TIME	P/CYCLE	M/CYCLE	CAR	TAXI	LGV	OGV1	OGV2	BUS/COACH	TOTAL	PCU TOTAL
0700 - 0715	0	0	0	0	0	0	0	0	0	0.00
0715 - 0730	0	0	8	0	0	0	0	0	8	8.00
0730 - 0745	0	0	16	0	0	0	0	0	16	16.00
0745 - 0800	0	0	4	0	0	0	0	0	4	4.00
Hourly Total	0	0	28	0	0	0	0	0	28	28.00
Hourly Average	0.00	0.00	7.00	0.00	0.00	0.00	0.00	0.00	7.00	7.00
0800 - 0815	0	0	4	0	4	0	0	0	8	8.00
0815 - 0830	0	0	8	0	4	0	0	0	12	12.00
0830 - 0845	0	4	16	0	0	4	0	0	24	23.60
0845 - 0900	0	0	12	0	4	4	0	0	20	22.00
Hourly Total	0	4	40	0	12	8	0	0	64	65.60
Hourly Average	0.00	1.00	10.00	0.00	3.00	2.00	0.00	0.00	16.00	16.40
0900 - 0915	0	0	20	0	0	0	0	0	20	20.00
0915 - 0930	0	0	4	0	0	4	0	0	8	10.00
0930 - 0945	0	0	8	0	0	0	0	0	8	8.00
0945 - 1000	0	0	20	0	0	0	0	0	20	20.00
Hourly Total	0	0	52	0	0	4	0	0	56	58.00
Hourly Average	0.00	0.00	13.00	0.00	0.00	1.00	0.00	0.00	14.00	14.50

AM Session Total	0	4	120	0	12	12	0	0	148	151.60
AM Session Average	0.00	0.33	10.00	0.00	1.00	1.00	0.00	0.00	12.33	12.63

Movement 1.3: Right from Belvedere Grove to A219 High Street									Traffic Mix	
TIME	P/CYCLE	M/CYCLE	CAR	TAXI	LGV	OGV1	OGV2	BUS/COACH	TOTAL	PCU TOTAL
0700 - 0715	0.00	0.00	0.00	0.00	0.00	0.00	0.00	0.00	0	0.00
0715 - 0730	0.00	0.00	1.00	0.00	0.00	0.00	0.00	0.00	1	1.00
0730 - 0745	0.00	0.00	1.00	0.00	0.00	0.00	0.00	0.00	1	1.00
0745 - 0800	0.00	0.00	1.00	0.00	0.00	0.00	0.00	0.00	1	1.00
Hourly Total	0.00	0.00	3.00	0.00	0.00	0.00	0.00	0.00	3	3.00
Hourly Average	0.00	0.00	0.75	0.00	0.00	0.00	0.00	0.00	0.75	0.75
0800 - 0815	0.00	0.00	0.50	0.00	0.50	0.00	0.00	0.00	1	1.00
0815 - 0830	0.00	0.00	0.67	0.00	0.33	0.00	0.00	0.00	1	1.00
0830 - 0845	0.00	0.17	0.67	0.00	0.00	0.17	0.00	0.00	1	0.98
0845 - 0900	0.00	0.00	0.60	0.00	0.20	0.20	0.00	0.00	1	1.10
Hourly Total	0.00	0.17	2.43	0.00	1.03	0.37	0.00	0.00	4	4.08
Hourly Average	0.00	0.04	0.61	0.00	0.26	0.09	0.00	0.00	1.00	1.02
0900 - 0915	0.00	0.00	1.00	0.00	0.00	0.00	0.00	0.00	1	1.00
0915 - 0930	0.00	0.00	0.50	0.00	0.00	0.50	0.00	0.00	1	1.25
0930 - 0945	0.00	0.00	1.00	0.00	0.00	0.00	0.00	0.00	1	1.00
0945 - 1000	0.00	0.00	1.00	0.00	0.00	0.00	0.00	0.00	1	1.00
Hourly Total	0.00	0.00	3.50	0.00	0.00	0.50	0.00	0.00	4	4.25
Hourly Average	0.00	0.00	0.88	0.00	0.00	0.13	0.00	0.00	1.00	1.06

AM Session Total	0.00	0.17	8.93	0.00	1.03	0.87	0.00	0.00	11	11.33
AM Session Average	0.00	0.01	0.74	0.00	0.09	0.07	0.00	0.00	0.92	0.94

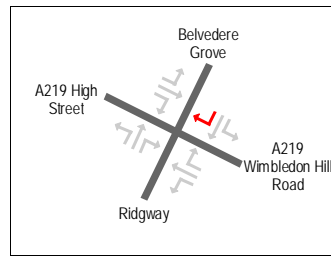
Wimbledon Town Centre Survey
Traffic Count Survey

Site 1 of 8

Belvedere Grove
A219 Wimbledon Hill Road
Ridgeway
A219 High Street

Date

Wednesday, 13th October 2004
1130 - 1430 (Inter Peak)



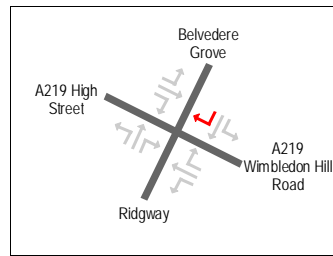
Movement 1.3: Right from Belvedere Grove to A219 High Street									Original Data	
TIME	P/CYCLE	M/CYCLE	CAR	TAXI	LGV	OGV1	OGV2	BUS/COACH	TOTAL	PCU TOTAL
1130 - 1145	0	0	2	0	0	0	0	0	2	2.00
1145 - 1200	0	0	3	0	0	0	0	0	3	3.00
1200 - 1215	0	0	3	0	0	1	0	0	4	4.50
1215 - 1230	0	0	4	0	0	1	0	0	5	5.50
Hourly Total	0	0	12	0	0	2	0	0	14	15.00
Hourly Average	0.00	0.00	3.00	0.00	0.00	0.50	0.00	0.00	3.50	3.75
1230 - 1245	0	0	3	0	2	1	0	0	6	6.50
1245 - 1300	0	0	5	0	1	0	0	0	6	6.00
1300 - 1315	0	0	6	0	0	1	0	0	7	7.50
1315 - 1330	0	0	4	0	1	0	0	0	5	5.00
Hourly Total	0	0	18	0	4	2	0	0	24	25.00
Hourly Average	0.00	0.00	4.50	0.00	1.00	0.50	0.00	0.00	6.00	6.25
1330 - 1345	0	0	6	0	0	0	0	0	6	6.00
1345 - 1400	0	0	1	1	1	0	0	0	3	3.00
1400 - 1415	0	0	4	0	1	0	0	0	5	5.00
1415 - 1430	0	0	2	1	0	0	0	0	3	3.00
Hourly Total	0	0	13	2	2	0	0	0	17	17.00
Hourly Average	0.00	0.00	3.25	0.50	0.50	0.00	0.00	0.00	4.25	4.25
Inter Session Total	0	0	43	2	6	4	0	0	55	57.00
Inter Session Average	0.00	0.00	3.58	0.17	0.50	0.33	0.00	0.00	4.58	4.75

Movement 1.3: Right from Belvedere Grove to A219 High Street									Flow in Vehicles / Hour	
TIME	P/CYCLE	M/CYCLE	CAR	TAXI	LGV	OGV1	OGV2	BUS/COACH	TOTAL	PCU TOTAL
1130 - 1145	0	0	8	0	0	0	0	0	8	8.00
1145 - 1200	0	0	12	0	0	0	0	0	12	12.00
1200 - 1215	0	0	12	0	0	4	0	0	16	18.00
1215 - 1230	0	0	16	0	0	4	0	0	20	22.00
Hourly Total	0	0	48	0	0	8	0	0	56	60.00
Hourly Average	0.00	0.00	12.00	0.00	0.00	2.00	0.00	0.00	14.00	15.00
1230 - 1245	0	0	12	0	8	4	0	0	24	26.00
1245 - 1300	0	0	20	0	4	0	0	0	24	24.00
1300 - 1315	0	0	24	0	0	4	0	0	28	30.00
1315 - 1330	0	0	16	0	4	0	0	0	20	20.00
Hourly Total	0	0	72	0	16	8	0	0	96	100.00
Hourly Average	0.00	0.00	18.00	0.00	4.00	2.00	0.00	0.00	24.00	25.00
1330 - 1345	0	0	24	0	0	0	0	0	24	24.00
1345 - 1400	0	0	4	4	4	0	0	0	12	12.00
1400 - 1415	0	0	16	0	4	0	0	0	20	20.00
1415 - 1430	0	0	8	4	0	0	0	0	12	12.00
Hourly Total	0	0	52	8	8	0	0	0	68	68.00
Hourly Average	0.00	0.00	13.00	2.00	2.00	0.00	0.00	0.00	17.00	17.00
Inter Session Total	0	0	172	8	24	16	0	0	220	228.00
Inter Session Average	0.00	0.00	14.33	0.67	2.00	1.33	0.00	0.00	18.33	19.00

Movement 1.3: Right from Belvedere Grove to A219 High Street									Traffic Mix	
TIME	P/CYCLE	M/CYCLE	CAR	TAXI	LGV	OGV1	OGV2	BUS/COACH	TOTAL	PCU TOTAL
1130 - 1145	0.00	0.00	1.00	0.00	0.00	0.00	0.00	0.00	1	1.00
1145 - 1200	0.00	0.00	1.00	0.00	0.00	0.00	0.00	0.00	1	1.00
1200 - 1215	0.00	0.00	0.75	0.00	0.00	0.25	0.00	0.00	1	1.13
1215 - 1230	0.00	0.00	0.80	0.00	0.00	0.20	0.00	0.00	1	1.10
Hourly Total	0.00	0.00	3.55	0.00	0.00	0.45	0.00	0.00	4	4.23
Hourly Average	0.00	0.00	0.89	0.00	0.00	0.11	0.00	0.00	1.00	1.06
1230 - 1245	0.00	0.00	0.50	0.00	0.33	0.17	0.00	0.00	1	1.08
1245 - 1300	0.00	0.00	0.83	0.00	0.17	0.00	0.00	0.00	1	1.00
1300 - 1315	0.00	0.00	0.86	0.00	0.00	0.14	0.00	0.00	1	1.07
1315 - 1330	0.00	0.00	0.80	0.00	0.20	0.00	0.00	0.00	1	1.00
Hourly Total	0.00	0.00	2.99	0.00	0.70	0.31	0.00	0.00	4	4.15
Hourly Average	0.00	0.00	0.75	0.00	0.18	0.08	0.00	0.00	1.00	1.04
1330 - 1345	0.00	0.00	1.00	0.00	0.00	0.00	0.00	0.00	1	1.00
1345 - 1400	0.00	0.00	0.33	0.33	0.33	0.00	0.00	0.00	1	1.00
1400 - 1415	0.00	0.00	0.80	0.00	0.20	0.00	0.00	0.00	1	1.00
1415 - 1430	0.00	0.00	0.67	0.33	0.00	0.00	0.00	0.00	1	1.00
Hourly Total	0.00	0.00	2.80	0.67	0.53	0.00	0.00	0.00	4	4.00
Hourly Average	0.00	0.00	0.70	0.17	0.13	0.00	0.00	0.00	1.00	1.00
Inter Session Total	0.00	0.00	9.34	0.67	1.23	0.76	0.00	0.00	12	12.38
Inter Session Average	0.00	0.00	0.78	0.06	0.10	0.06	0.00	0.00	1.00	1.03

Site 1 of 8
Belvedere Grove
A219 Wimbledon Hill Road
Ridgeway
A219 High Street

Date
Wednesday, 13th October 2004
1500 - 1900 (PM Peak)



Movement 1.3: Right from Belvedere Grove to A219 High Street									Original Data	
TIME	P/CYCLE	M/CYCLE	CAR	TAXI	LGV	OGV1	OGV2	BUS/COACH	TOTAL	PCU TOTAL
1500 - 1515	0	0	4	0	0	0	0	0	4	4.00
1515 - 1530	0	0	2	0	0	0	0	0	2	2.00
1530 - 1545	0	0	4	0	0	0	0	0	4	4.00
1545 - 1600	0	0	3	0	0	0	0	0	3	3.00
Hourly Total	0	0	13	0	0	0	0	0	13	13.00
Hourly Average	0.00	0.00	3.25	0.00	0.00	0.00	0.00	0.00	3.25	3.25
1600 - 1615	0	0	7	0	0	0	0	0	7	7.00
1615 - 1630	0	0	7	0	1	0	0	0	8	8.00
1630 - 1645	0	0	3	1	0	0	0	0	4	4.00
1645 - 1700	0	0	1	0	0	0	0	0	1	1.00
Hourly Total	0	0	18	1	1	0	0	0	20	20.00
Hourly Average	0.00	0.00	4.50	0.25	0.25	0.00	0.00	0.00	5.00	5.00
1700 - 1715	0	0	1	0	0	0	0	0	1	1.00
1715 - 1730	0	0	2	0	0	0	0	0	2	2.00
1730 - 1745	0	0	4	0	1	0	0	0	5	5.00
1745 - 1800	0	0	4	0	0	0	0	0	4	4.00
Hourly Total	0	0	11	0	1	0	0	0	12	12.00
Hourly Average	0.00	0.00	2.75	0.00	0.25	0.00	0.00	0.00	3.00	3.00
1800 - 1815	0	0	3	0	0	0	0	0	3	3.00
1815 - 1830	0	0	5	0	0	0	0	0	5	5.00
1830 - 1845	0	0	0	0	0	0	0	0	0	0.00
1845 - 1900	0	0	1	0	0	0	0	0	1	1.00
Hourly Total	0	0	9	0	0	0	0	0	9	9.00
Hourly Average	0.00	0.00	2.25	0.00	0.00	0.00	0.00	0.00	2.25	2.25
PM Session Total	0	0	51	1	2	0	0	0	54	54.00
PM Session Average	0.00	0.00	3.19	0.06	0.13	0.00	0.00	0.00	3.38	3.38

Movement 1.3: Right from Belvedere Grove to A219 High Street									Flow in Vehicles / Hour	
TIME	P/CYCLE	M/CYCLE	CAR	TAXI	LGV	OGV1	OGV2	BUS/COACH	TOTAL	PCU TOTAL
1500 - 1515	0	0	16	0	0	0	0	0	16	16.00
1515 - 1530	0	0	8	0	0	0	0	0	8	8.00
1530 - 1545	0	0	16	0	0	0	0	0	16	16.00
1545 - 1600	0	0	12	0	0	0	0	0	12	12.00
Hourly Total	0	0	52	0	0	0	0	0	52	52.00
Hourly Average	0.00	0.00	13.00	0.00	0.00	0.00	0.00	0.00	13.00	13.00
1600 - 1615	0	0	28	0	0	0	0	0	28	28.00
1615 - 1630	0	0	28	0	4	0	0	0	32	32.00
1630 - 1645	0	0	12	4	0	0	0	0	16	16.00
1645 - 1700	0	0	4	0	0	0	0	0	4	4.00
Hourly Total	0	0	72	4	4	0	0	0	80	80.00
Hourly Average	0.00	0.00	18.00	1.00	1.00	0.00	0.00	0.00	20.00	20.00
1700 - 1715	0	0	4	0	0	0	0	0	4	4.00
1715 - 1730	0	0	8	0	0	0	0	0	8	8.00
1730 - 1745	0	0	16	0	4	0	0	0	20	20.00
1745 - 1800	0	0	16	0	0	0	0	0	16	16.00
Hourly Total	0	0	44	0	4	0	0	0	48	48.00
Hourly Average	0.00	0.00	11.00	0.00	1.00	0.00	0.00	0.00	12.00	12.00
1800 - 1815	0	0	12	0	0	0	0	0	12	12.00
1815 - 1830	0	0	20	0	0	0	0	0	20	20.00
1830 - 1845	0	0	0	0	0	0	0	0	0	0.00
1845 - 1900	0	0	4	0	0	0	0	0	4	4.00
Hourly Total	0	0	36	0	0	0	0	0	36	36.00
Hourly Average	0.00	0.00	9.00	0.00	0.00	0.00	0.00	0.00	9.00	9.00
PM Session Total	0	0	204	4	8	0	0	0	216	216.00
PM Session Average	0.00	0.00	12.75	0.25	0.50	0.00	0.00	0.00	13.50	13.50

Movement 1.3: Right from Belvedere Grove to A219 High Street									Traffic Mix	
TIME	P/CYCLE	M/CYCLE	CAR	TAXI	LGV	OGV1	OGV2	BUS/COACH	TOTAL	PCU TOTAL
1500 - 1515	0.00	0.00	1.00	0.00	0.00	0.00	0.00	0.00	1	1.00
1515 - 1530	0.00	0.00	1.00	0.00	0.00	0.00	0.00	0.00	1	1.00
1530 - 1545	0.00	0.00	1.00	0.00	0.00	0.00	0.00	0.00	1	1.00
1545 - 1600	0.00	0.00	1.00	0.00	0.00	0.00	0.00	0.00	1	1.00
Hourly Total	0.00	0.00	4.00	0.00	0.00	0.00	0.00	0.00	4	4.00
Hourly Average	0.00	0.00	1.00	0.00	0.00	0.00	0.00	0.00	1.00	1.00
1600 - 1615	0.00	0.00	1.00	0.00	0.00	0.00	0.00	0.00	1	1.00
1615 - 1630	0.00	0.00	0.88	0.00	0.13	0.00	0.00	0.00	1	1.00
1630 - 1645	0.00	0.00	0.75	0.25	0.00	0.00	0.00	0.00	1	1.00
1645 - 1700	0.00	0.00	1.00	0.00	0.00	0.00	0.00	0.00	1	1.00
Hourly Total	0.00	0.00	3.63	0.25	0.13	0.00	0.00	0.00	4	4.00
Hourly Average	0.00	0.00	0.91	0.06	0.03	0.00	0.00	0.00	1.00	1.00
1700 - 1715	0.00	0.00	1.00	0.00	0.00	0.00	0.00	0.00	1	1.00
1715 - 1730	0.00	0.00	1.00	0.00	0.00	0.00	0.00	0.00	1	1.00
1730 - 1745	0.00	0.00	0.80	0.00	0.20	0.00	0.00	0.00	1	1.00
1745 - 1800	0.00	0.00	1.00	0.00	0.00	0.00	0.00	0.00	1	1.00
Hourly Total	0.00	0.00	3.80	0.00	0.20	0.00	0.00	0.00	4	4.00
Hourly Average	0.00	0.00	0.95	0.00	0.05	0.00	0.00	0.00	1.00	1.00
1800 - 1815	0.00	0.00	1.00	0.00	0.00	0.00	0.00	0.00	1	1.00
1815 - 1830	0.00	0.00	1.00	0.00	0.00	0.00	0.00	0.00	1	1.00
1830 - 1845	0.00	0.00	0.00	0.00	0.00	0.00	0.00	0.00	0	0.00
1845 - 1900	0.00	0.00	1.00	0.00	0.00	0.00	0.00	0.00	1	1.00
Hourly Total	0.00	0.00	3.00	0.00	0.00	0.00	0.00	0.00	3	3.00
Hourly Average	0.00	0.00	0.75	0.00	0.00	0.00	0.00	0.00	0.75	0.75
PM Session Total	0.00	0.00	14.43	0.25	0.33	0.00	0.00	0.00	15.00	15.00
PM Session Average	0.00	0.00	0.90	0.02	0.02	0.00	0.00	0.00	0.94	0.94

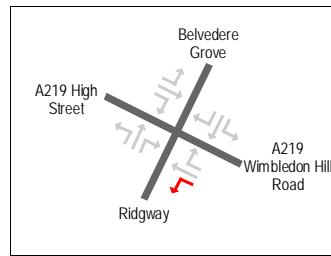
Wimbledon Town Centre Survey
Traffic Count Survey

Site 1 of 8

Belvedere Grove
A219 Wimbledon Hill Road
Ridgeway
A219 High Street

Date

Wednesday, 13th October 2004
0700 - 1000 (AM Peak)



TIME	Movement 1.4: Left from A219 Wimbledon Hill Road to Ridgeway								Original Data	
	P/CYCLE	M/CYCLE	CAR	TAXI	LGV	OGV1	OGV2	BUS/COACH	TOTAL	PCU TOTAL
0700 - 0715	0	0	15	0	0	0	0	1	16	17.00
0715 - 0730	1	0	18	0	2	1	0	2	24	25.70
0730 - 0745	0	3	44	2	5	0	0	1	55	54.20
0745 - 0800	0	0	45	1	2	0	0	1	49	50.00
Hourly Total	1	3	122	3	9	1	0	5	144	146.90
Hourly Average	0.25	0.75	30.50	0.75	2.25	0.25	0.00	1.25	36.00	36.73
0800 - 0815	0	1	39	0	1	1	0	2	44	45.90
0815 - 0830	1	0	30	1	0	0	0	1	33	33.20
0830 - 0845	2	0	26	1	1	0	0	3	33	34.40
0845 - 0900	2	1	23	1	4	1	0	3	35	36.30
Hourly Total	5	2	118	3	6	2	0	9	145	149.80
Hourly Average	1.25	0.50	29.50	0.75	1.50	0.50	0.00	2.25	36.25	37.45
0900 - 0915	1	0	35	0	4	1	0	1	42	42.70
0915 - 0930	1	0	22	1	1	1	0	1	27	27.70
0930 - 0945	0	0	15	1	3	1	0	1	21	22.50
0945 - 1000	0	0	12	1	1	0	0	1	15	16.00
Hourly Total	2	0	84	3	9	3	0	4	105	108.90
Hourly Average	0.50	0.00	21.00	0.75	2.25	0.75	0.00	1.00	26.25	27.23

AM Session Total	8	5	324	9	24	6	0	18	394	405.60
AM Session Average	0.67	0.42	27.00	0.75	2.00	0.50	0.00	1.50	32.83	33.80

TIME	Movement 1.4: Left from A219 Wimbledon Hill Road to Ridgeway								Flow in Vehicles / Hour	
	P/CYCLE	M/CYCLE	CAR	TAXI	LGV	OGV1	OGV2	BUS/COACH	TOTAL	PCU TOTAL
0700 - 0715	0	0	60	0	0	0	0	4	64	68.00
0715 - 0730	4	0	72	0	8	4	0	8	96	102.80
0730 - 0745	0	12	176	8	20	0	0	4	220	216.80
0745 - 0800	0	0	180	4	8	0	0	4	196	200.00
Hourly Total	4	12	488	12	36	4	0	20	576	587.60
Hourly Average	1.00	3.00	122.00	3.00	9.00	1.00	0.00	5.00	144.00	146.90
0800 - 0815	0	4	156	0	4	4	0	8	176	183.60
0815 - 0830	4	0	120	4	0	0	0	4	132	132.80
0830 - 0845	8	0	104	4	4	0	0	12	132	137.60
0845 - 0900	8	4	92	4	16	4	0	12	140	145.20
Hourly Total	20	8	472	12	24	8	0	36	580	599.20
Hourly Average	5.00	2.00	118.00	3.00	6.00	2.00	0.00	9.00	145.00	149.80
0900 - 0915	4	0	140	0	16	4	0	4	168	170.80
0915 - 0930	4	0	88	4	4	4	0	4	108	110.80
0930 - 0945	0	0	60	4	12	4	0	4	84	90.00
0945 - 1000	0	0	48	4	4	0	0	4	60	64.00
Hourly Total	8	0	336	12	36	12	0	16	420	435.60
Hourly Average	2.00	0.00	84.00	3.00	9.00	3.00	0.00	4.00	105.00	108.90

AM Session Total	32	20	1296	36	96	24	0	72	1576	1622.40
AM Session Average	2.67	1.67	108.00	3.00	8.00	2.00	0.00	6.00	131.33	135.20

TIME	Movement 1.4: Left from A219 Wimbledon Hill Road to Ridgeway								Traffic Mix	
	P/CYCLE	M/CYCLE	CAR	TAXI	LGV	OGV1	OGV2	BUS/COACH	TOTAL	PCU TOTAL
0700 - 0715	0.00	0.00	0.94	0.00	0.00	0.00	0.00	0.06	1	1.06
0715 - 0730	0.04	0.00	0.75	0.00	0.08	0.04	0.00	0.08	1	1.07
0730 - 0745	0.00	0.05	0.80	0.04	0.09	0.00	0.00	0.02	1	0.99
0745 - 0800	0.00	0.00	0.92	0.02	0.04	0.00	0.00	0.02	1	1.02
Hourly Total	0.04	0.05	3.41	0.06	0.22	0.04	0.00	0.18	4	4.14
Hourly Average	0.01	0.01	0.85	0.01	0.05	0.01	0.00	0.05	1.00	1.03
0800 - 0815	0.00	0.02	0.89	0.00	0.02	0.02	0.00	0.05	1	1.04
0815 - 0830	0.03	0.00	0.91	0.03	0.00	0.00	0.00	0.03	1	1.01
0830 - 0845	0.06	0.00	0.79	0.03	0.03	0.00	0.00	0.09	1	1.04
0845 - 0900	0.06	0.03	0.66	0.03	0.11	0.03	0.00	0.09	1	1.04
Hourly Total	0.15	0.05	3.24	0.09	0.17	0.05	0.00	0.25	4	4.13
Hourly Average	0.04	0.01	0.81	0.02	0.04	0.01	0.00	0.06	1.00	1.03
0900 - 0915	0.02	0.00	0.83	0.00	0.10	0.02	0.00	0.02	1	1.02
0915 - 0930	0.04	0.00	0.81	0.04	0.04	0.04	0.00	0.04	1	1.03
0930 - 0945	0.00	0.00	0.71	0.05	0.14	0.05	0.00	0.05	1	1.07
0945 - 1000	0.00	0.00	0.80	0.07	0.07	0.00	0.00	0.07	1	1.07
Hourly Total	0.06	0.00	3.16	0.15	0.34	0.11	0.00	0.18	4	4.18
Hourly Average	0.02	0.00	0.79	0.04	0.09	0.03	0.00	0.04	1.00	1.05

AM Session Total	0.25	0.11	9.81	0.30	0.72	0.20	0.00	0.61	12	12.45
AM Session Average	0.02	0.01	0.82	0.02	0.06	0.02	0.00	0.05	1.00	1.04

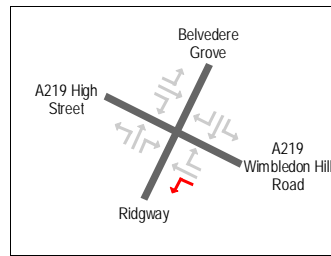
Wimbledon Town Centre Survey
Traffic Count Survey

Site 1 of 8

Belvedere Grove
A219 Wimbledon Hill Road
Ridgeway
A219 High Street

Date

Wednesday, 13th October 2004
1130 - 1430 (Inler Peak)



TIME	Movement 1.4: Left from A219 Wimbledon Hill Road to Ridgeway								Original Data	
	P/CYCLE	M/CYCLE	CAR	TAXI	LGV	OGV1	OGV2	BUS/COACH	TOTAL	PCU TOTAL
1130 - 1145	0	0	16	0	4	1	0	2	23	25.50
1145 - 1200	0	0	21	0	0	0	0	1	22	23.00
1200 - 1215	0	0	18	0	2	0	0	1	21	22.00
1215 - 1230	0	0	18	0	2	0	0	3	23	26.00
Hourly Total	0	0	73	0	8	1	0	7	89	96.50
Hourly Average	0.00	0.00	18.25	0.00	2.00	0.25	0.00	1.75	22.25	24.13
1230 - 1245	0	0	18	0	3	2	0	2	25	28.00
1245 - 1300	0	0	20	3	3	0	0	1	27	28.00
1300 - 1315	0	0	32	2	4	2	0	2	42	45.00
1315 - 1330	0	0	18	2	5	0	0	2	27	29.00
Hourly Total	0	0	88	7	15	4	0	7	121	130.00
Hourly Average	0.00	0.00	22.00	1.75	3.75	1.00	0.00	1.75	30.25	32.50
1330 - 1345	0	0	19	0	6	0	0	4	29	33.00
1345 - 1400	1	0	19	0	2	1	0	1	24	24.70
1400 - 1415	0	0	20	2	5	0	0	2	29	31.00
1415 - 1430	0	0	23	0	5	1	0	3	32	35.50
Hourly Total	1	0	81	2	18	2	0	10	114	124.20
Hourly Average	0.25	0.00	20.25	0.50	4.50	0.50	0.00	2.50	28.50	31.05

Inter Session Total	1	0	242	9	41	7	0	24	324	350.70
Inter Session Average	0.08	0.00	20.17	0.75	3.42	0.58	0.00	2.00	27.00	29.23

TIME	Movement 1.4: Left from A219 Wimbledon Hill Road to Ridgeway								Flow in Vehicles / Hour	
	P/CYCLE	M/CYCLE	CAR	TAXI	LGV	OGV1	OGV2	BUS/COACH	TOTAL	PCU TOTAL
1130 - 1145	0	0	64	0	16	4	0	8	92	102.00
1145 - 1200	0	0	84	0	0	0	0	4	88	92.00
1200 - 1215	0	0	72	0	8	0	0	4	84	88.00
1215 - 1230	0	0	72	0	8	0	0	12	92	104.00
Hourly Total	0	0	292	0	32	4	0	28	356	386.00
Hourly Average	0.00	0.00	73.00	0.00	8.00	1.00	0.00	7.00	89.00	96.50
1230 - 1245	0	0	72	0	12	8	0	8	100	112.00
1245 - 1300	0	0	80	12	12	0	0	4	108	112.00
1300 - 1315	0	0	128	8	16	8	0	8	168	180.00
1315 - 1330	0	0	72	8	20	0	0	8	108	116.00
Hourly Total	0	0	352	28	60	16	0	28	484	520.00
Hourly Average	0.00	0.00	88.00	7.00	15.00	4.00	0.00	7.00	121.00	130.00
1330 - 1345	0	0	76	0	24	0	0	16	116	132.00
1345 - 1400	4	0	76	0	8	4	0	4	96	98.80
1400 - 1415	0	0	80	8	20	0	0	8	116	124.00
1415 - 1430	0	0	92	0	20	4	0	12	128	142.00
Hourly Total	4	0	324	8	72	8	0	40	456	496.80
Hourly Average	1.00	0.00	81.00	2.00	18.00	2.00	0.00	10.00	114.00	124.20

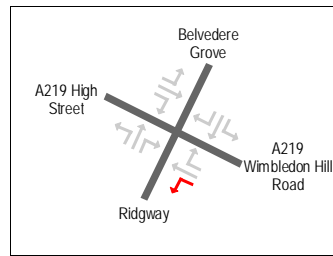
Inter Session Total	4	0	968	36	164	28	0	96	1296	1402.80
Inter Session Average	0.33	0.00	80.67	3.00	13.67	2.33	0.00	8.00	108.00	116.90

TIME	Movement 1.4: Left from A219 Wimbledon Hill Road to Ridgeway								Traffic Mix	
	P/CYCLE	M/CYCLE	CAR	TAXI	LGV	OGV1	OGV2	BUS/COACH	TOTAL	PCU TOTAL
1130 - 1145	0.00	0.00	0.70	0.00	0.17	0.04	0.00	0.09	1	1.11
1145 - 1200	0.00	0.00	0.95	0.00	0.00	0.00	0.00	0.05	1	1.05
1200 - 1215	0.00	0.00	0.86	0.00	0.10	0.00	0.00	0.05	1	1.05
1215 - 1230	0.00	0.00	0.78	0.00	0.09	0.00	0.00	0.13	1	1.13
Hourly Total	0.00	0.00	3.29	0.00	0.36	0.04	0.00	0.31	4	4.33
Hourly Average	0.00	0.00	0.82	0.00	0.09	0.01	0.00	0.08	1.00	1.08
1230 - 1245	0.00	0.00	0.72	0.00	0.12	0.08	0.00	0.08	1	1.12
1245 - 1300	0.00	0.00	0.74	0.11	0.11	0.00	0.00	0.04	1	1.04
1300 - 1315	0.00	0.00	0.76	0.05	0.10	0.05	0.00	0.05	1	1.07
1315 - 1330	0.00	0.00	0.67	0.07	0.19	0.00	0.00	0.07	1	1.07
Hourly Total	0.00	0.00	2.89	0.23	0.51	0.13	0.00	0.24	4	4.30
Hourly Average	0.00	0.00	0.72	0.06	0.13	0.03	0.00	0.06	1.00	1.08
1330 - 1345	0.00	0.00	0.66	0.00	0.21	0.00	0.00	0.14	1	1.14
1345 - 1400	0.04	0.00	0.79	0.00	0.08	0.04	0.00	0.04	1	1.03
1400 - 1415	0.00	0.00	0.69	0.07	0.17	0.00	0.00	0.07	1	1.07
1415 - 1430	0.00	0.00	0.72	0.00	0.16	0.03	0.00	0.09	1	1.11
Hourly Total	0.04	0.00	2.86	0.07	0.62	0.07	0.00	0.34	4	4.35
Hourly Average	0.01	0.00	0.71	0.02	0.15	0.02	0.00	0.09	1.00	1.09

Inter Session Total	0.04	0.00	9.03	0.30	1.49	0.24	0.00	0.89	12	12.98
Inter Session Average	0.00	0.00	0.75	0.03	0.12	0.02	0.00	0.07	1.00	1.08

Site 1 of 8
Belvedere Grove
A219 Wimbledon Hill Road
Ridgeway
A219 High Street

Date
Wednesday, 13th October 2004
1500 - 1900 (PM Peak)



Movement 1.4: Left from A219 Wimbledon Hill Road to Ridgeway									Original Data	
TIME	P/CYCLE	M/CYCLE	CAR	TAXI	LGV	OGV1	OGV2	BUS/COACH	TOTAL	PCU TOTAL
1500 - 1515	0	1	35	2	4	0	0	2	44	45.40
1515 - 1530	0	0	26	1	2	0	0	2	31	33.00
1530 - 1545	0	0	45	5	0	1	0	3	54	57.50
1545 - 1600	0	0	49	2	5	1	0	2	59	61.50
Hourly Total	0	1	155	10	11	2	0	9	188	197.40
Hourly Average	0.00	0.25	38.75	2.50	2.75	0.50	0.00	2.25	47.00	49.35
1600 - 1615	0	0	42	2	4	0	0	2	50	52.00
1615 - 1630	0	0	32	0	7	0	0	2	41	43.00
1630 - 1645	1	3	33	0	4	0	0	1	42	40.40
1645 - 1700	0	0	45	3	2	1	0	2	53	55.50
Hourly Total	1	3	152	5	17	1	0	7	186	190.90
Hourly Average	0.25	0.75	38.00	1.25	4.25	0.25	0.00	1.75	46.50	47.73
1700 - 1715	0	0	39	2	4	0	0	2	47	49.00
1715 - 1730	0	2	45	3	1	1	0	3	55	57.30
1730 - 1745	0	1	52	7	1	0	0	0	61	60.40
1745 - 1800	0	0	48	2	2	0	0	1	53	54.00
Hourly Total	0	3	184	14	8	1	0	6	216	220.70
Hourly Average	0.00	0.75	46.00	3.50	2.00	0.25	0.00	1.50	54.00	55.18
1800 - 1815	0	0	38	3	4	0	0	0	45	45.00
1815 - 1830	0	0	23	4	2	0	0	2	31	33.00
1830 - 1845	0	0	41	8	2	0	0	3	54	57.00
1845 - 1900	0	0	37	4	1	0	0	1	43	44.00
Hourly Total	0	0	139	19	9	0	0	6	173	179.00
Hourly Average	0.00	0.00	34.75	4.75	2.25	0.00	0.00	1.50	43.25	44.75
PM Session Total	1	7	630	48	45	4	0	28	763	788.00
PM Session Average	0.06	0.44	39.38	3.00	2.81	0.25	0.00	1.75	47.69	49.25

Movement 1.4: Left from A219 Wimbledon Hill Road to Ridgeway									Flow in Vehicles / Hour	
TIME	P/CYCLE	M/CYCLE	CAR	TAXI	LGV	OGV1	OGV2	BUS/COACH	TOTAL	PCU TOTAL
1500 - 1515	0	4	140	8	16	0	0	8	176	181.60
1515 - 1530	0	0	104	4	8	0	0	8	124	132.00
1530 - 1545	0	0	180	20	0	4	0	12	216	230.00
1545 - 1600	0	0	196	8	20	4	0	8	236	246.00
Hourly Total	0	4	620	40	44	8	0	36	752	789.60
Hourly Average	0.00	1.00	155.00	10.00	11.00	2.00	0.00	9.00	188.00	197.40
1600 - 1615	0	0	168	8	16	0	0	8	200	208.00
1615 - 1630	0	0	128	0	28	0	0	8	164	172.00
1630 - 1645	4	12	132	0	16	0	0	4	168	161.60
1645 - 1700	0	0	180	12	8	4	0	8	212	222.00
Hourly Total	4	12	608	20	68	4	0	28	744	763.60
Hourly Average	1.00	3.00	152.00	5.00	17.00	1.00	0.00	7.00	186.00	190.90
1700 - 1715	0	0	156	8	16	0	0	8	188	196.00
1715 - 1730	0	8	180	12	4	4	0	12	220	229.20
1730 - 1745	0	4	208	28	4	0	0	0	244	241.60
1745 - 1800	0	0	192	8	8	0	0	4	212	216.00
Hourly Total	0	12	736	56	32	4	0	24	864	882.80
Hourly Average	0.00	3.00	184.00	14.00	8.00	1.00	0.00	6.00	216.00	220.70
1800 - 1815	0	0	152	12	16	0	0	0	180	180.00
1815 - 1830	0	0	92	16	8	0	0	8	124	132.00
1830 - 1845	0	0	164	32	8	0	0	12	216	228.00
1845 - 1900	0	0	148	16	4	0	0	4	172	176.00
Hourly Total	0	0	556	76	36	0	0	24	692	716.00
Hourly Average	0.00	0.00	139.00	19.00	9.00	0.00	0.00	6.00	173.00	179.00
PM Session Total	4	28	2520	192	180	16	0	112	3052	3152.00
PM Session Average	0.25	1.75	157.50	12.00	11.25	1.00	0.00	7.00	190.75	197.00

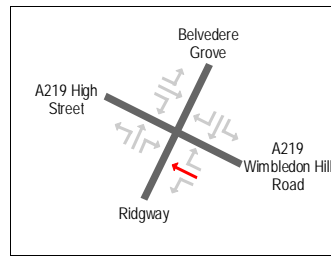
Movement 1.4: Left from A219 Wimbledon Hill Road to Ridgeway									Traffic Mix	
TIME	P/CYCLE	M/CYCLE	CAR	TAXI	LGV	OGV1	OGV2	BUS/COACH	TOTAL	PCU TOTAL
1500 - 1515	0.00	0.02	0.80	0.05	0.09	0.00	0.00	0.05	1	1.03
1515 - 1530	0.00	0.00	0.84	0.03	0.06	0.00	0.00	0.06	1	1.06
1530 - 1545	0.00	0.00	0.83	0.09	0.00	0.02	0.00	0.06	1	1.06
1545 - 1600	0.00	0.00	0.83	0.03	0.08	0.02	0.00	0.03	1	1.04
Hourly Total	0.00	0.02	3.30	0.20	0.24	0.04	0.00	0.20	4	4.20
Hourly Average	0.00	0.01	0.82	0.05	0.06	0.01	0.00	0.05	1.00	1.05
1600 - 1615	0.00	0.00	0.84	0.04	0.08	0.00	0.00	0.04	1	1.04
1615 - 1630	0.00	0.00	0.78	0.00	0.17	0.00	0.00	0.05	1	1.05
1630 - 1645	0.02	0.07	0.79	0.00	0.10	0.00	0.00	0.02	1	0.96
1645 - 1700	0.00	0.00	0.85	0.06	0.04	0.02	0.00	0.04	1	1.05
Hourly Total	0.02	0.07	3.26	0.10	0.38	0.02	0.00	0.15	4	4.10
Hourly Average	0.01	0.02	0.81	0.02	0.10	0.00	0.00	0.04	1.00	1.02
1700 - 1715	0.00	0.00	0.83	0.04	0.09	0.00	0.00	0.04	1	1.04
1715 - 1730	0.00	0.04	0.82	0.05	0.02	0.02	0.00	0.05	1	1.04
1730 - 1745	0.00	0.02	0.85	0.11	0.02	0.00	0.00	0.00	1	0.99
1745 - 1800	0.00	0.00	0.91	0.04	0.04	0.00	0.00	0.02	1	1.02
Hourly Total	0.00	0.05	3.41	0.25	0.16	0.02	0.00	0.12	4	4.09
Hourly Average	0.00	0.01	0.85	0.06	0.04	0.00	0.00	0.03	1.00	1.02
1800 - 1815	0.00	0.00	0.84	0.07	0.09	0.00	0.00	0.00	1	1.00
1815 - 1830	0.00	0.00	0.74	0.13	0.06	0.00	0.00	0.06	1	1.06
1830 - 1845	0.00	0.00	0.76	0.15	0.04	0.00	0.00	0.06	1	1.06
1845 - 1900	0.00	0.00	0.86	0.09	0.02	0.00	0.00	0.02	1	1.02
Hourly Total	0.00	0.00	3.21	0.44	0.21	0.00	0.00	0.14	4	4.14
Hourly Average	0.00	0.00	0.80	0.11	0.05	0.00	0.00	0.04	1.00	1.04
PM Session Total	0.02	0.15	13.17	0.99	0.99	0.07	0.00	0.61	16.00	16.54
PM Session Average	0.00	0.01	0.82	0.06	0.06	0.00	0.00	0.04	1.00	1.03

Wimbledon Town Centre Survey
Traffic Count Survey

Site 1 of 8

Belvedere Grove
A219 Wimbledon Hill Road
Ridgeway
A219 High Street

Date
Wednesday, 13th October 2004
0700 - 1000 (AM Peak)



Movement 1.5: Westbound from A219 Wimbledon Hill Road to A219 High Street									Original Data	
TIME	P/CYCLE	M/CYCLE	CAR	TAXI	LGV	OGV1	OGV2	BUS/COACH	TOTAL	PCU TOTAL
0700 - 0715	1	2	95	0	27	4	0	4	133	137.00
0715 - 0730	6	15	92	1	24	3	1	3	145	137.00
0730 - 0745	4	10	94	2	34	4	0	5	153	150.80
0745 - 0800	5	8	71	3	25	2	1	3	118	114.50
Hourly Total	16	35	352	6	110	13	2	15	549	539.30
Hourly Average	4.00	8.75	88.00	1.50	27.50	3.25	0.50	3.75	137.25	134.83
0800 - 0815	5	6	93	6	10	3	0	2	125	120.90
0815 - 0830	4	8	75	4	11	4	0	3	109	106.00
0830 - 0845	3	6	80	4	14	5	0	2	114	112.50
0845 - 0900	5	6	66	5	15	5	1	6	109	111.20
Hourly Total	17	26	314	19	50	17	1	13	457	450.60
Hourly Average	4.25	6.50	78.50	4.75	12.50	4.25	0.25	3.25	114.25	112.65
0900 - 0915	0	5	58	7	14	10	4	4	102	113.20
0915 - 0930	0	5	60	1	15	4	1	2	88	90.30
0930 - 0945	0	3	50	4	12	3	1	3	76	80.00
0945 - 1000	0	1	57	6	17	5	0	3	89	93.90
Hourly Total	0	14	225	18	58	22	6	12	355	377.40
Hourly Average	0.00	3.50	56.25	4.50	14.50	5.50	1.50	3.00	88.75	94.35
AM Session Total	33	75	891	43	218	52	9	40	1361	1367.30
AM Session Average	2.75	6.25	74.25	3.58	18.17	4.33	0.75	3.33	113.42	113.94

Movement 1.5: Westbound from A219 Wimbledon Hill Road to A219 High Street									Flow in Vehicles / Hour	
TIME	P/CYCLE	M/CYCLE	CAR	TAXI	LGV	OGV1	OGV2	BUS/COACH	TOTAL	PCU TOTAL
0700 - 0715	4	8	380	0	108	16	0	16	532	548.00
0715 - 0730	24	60	368	4	96	12	4	12	580	548.00
0730 - 0745	16	40	376	8	136	16	0	20	612	603.20
0745 - 0800	20	32	284	12	100	8	4	12	472	458.00
Hourly Total	64	140	1408	24	440	52	8	60	2196	2157.20
Hourly Average	16.00	35.00	352.00	6.00	110.00	13.00	2.00	15.00	549.00	539.30
0800 - 0815	20	24	372	24	40	12	0	8	500	483.60
0815 - 0830	16	32	300	16	44	16	0	12	436	424.00
0830 - 0845	12	24	320	16	56	20	0	8	456	450.00
0845 - 0900	20	24	264	20	60	20	4	24	436	444.80
Hourly Total	68	104	1256	76	200	68	4	52	1828	1802.40
Hourly Average	17.00	26.00	314.00	19.00	50.00	17.00	1.00	13.00	457.00	450.60
0900 - 0915	0	20	232	28	56	40	16	16	408	452.80
0915 - 0930	0	20	240	4	60	16	4	8	352	361.20
0930 - 0945	0	12	200	16	48	12	4	12	304	320.00
0945 - 1000	0	4	228	24	68	20	0	12	356	375.60
Hourly Total	0	56	900	72	232	88	24	48	1420	1509.60
Hourly Average	0.00	14.00	225.00	18.00	58.00	22.00	6.00	12.00	355.00	377.40
AM Session Total	132	300	3564	172	872	208	36	160	5444	5469.20
AM Session Average	11.00	25.00	297.00	14.33	72.67	17.33	3.00	13.33	453.67	455.77

Movement 1.5: Westbound from A219 Wimbledon Hill Road to A219 High Street									Traffic Mix	
TIME	P/CYCLE	M/CYCLE	CAR	TAXI	LGV	OGV1	OGV2	BUS/COACH	TOTAL	PCU TOTAL
0700 - 0715	0.01	0.02	0.71	0.00	0.20	0.03	0.00	0.03	1	1.03
0715 - 0730	0.04	0.10	0.63	0.01	0.17	0.02	0.01	0.02	1	0.94
0730 - 0745	0.03	0.07	0.61	0.01	0.22	0.03	0.00	0.03	1	0.99
0745 - 0800	0.04	0.07	0.60	0.03	0.21	0.02	0.01	0.03	1	0.97
Hourly Total	0.12	0.25	2.56	0.05	0.80	0.09	0.02	0.11	4	3.93
Hourly Average	0.03	0.06	0.64	0.01	0.20	0.02	0.00	0.03	1.00	0.98
0800 - 0815	0.04	0.05	0.74	0.05	0.08	0.02	0.00	0.02	1	0.97
0815 - 0830	0.04	0.07	0.69	0.04	0.10	0.04	0.00	0.03	1	0.97
0830 - 0845	0.03	0.05	0.70	0.04	0.12	0.04	0.00	0.02	1	0.99
0845 - 0900	0.05	0.06	0.61	0.05	0.14	0.05	0.01	0.06	1	1.02
Hourly Total	0.15	0.23	2.74	0.17	0.44	0.15	0.01	0.12	4	3.95
Hourly Average	0.04	0.06	0.68	0.04	0.11	0.04	0.00	0.03	1.00	0.99
0900 - 0915	0.00	0.05	0.57	0.07	0.14	0.10	0.04	0.04	1	1.11
0915 - 0930	0.00	0.06	0.68	0.01	0.17	0.05	0.01	0.02	1	1.03
0930 - 0945	0.00	0.04	0.66	0.05	0.16	0.04	0.01	0.04	1	1.05
0945 - 1000	0.00	0.01	0.64	0.07	0.19	0.06	0.00	0.03	1	1.06
Hourly Total	0.00	0.16	2.55	0.20	0.66	0.24	0.06	0.14	4	4.24
Hourly Average	0.00	0.04	0.64	0.05	0.16	0.06	0.02	0.03	1.00	1.06
AM Session Total	0.27	0.64	7.85	0.41	1.90	0.48	0.09	0.36	12	12.12
AM Session Average	0.02	0.05	0.65	0.03	0.16	0.04	0.01	0.03	1.00	1.01

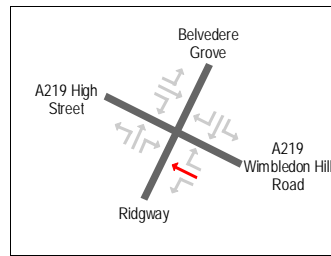
Wimbledon Town Centre Survey
Traffic Count Survey

Site 1 of 8

Belvedere Grove
A219 Wimbledon Hill Road
Ridgeway
A219 High Street

Date

Wednesday, 13th October 2004
1130 - 1430 (Inler Peak)



Movement 1.5: Westbound from A219 Wimbledon Hill Road to A219 High Street									Original Data	
TIME	P/CYCLE	M/CYCLE	CAR	TAXI	LGV	OGV1	OGV2	BUS/COACH	TOTAL	PCU TOTAL
1130 - 1145	0	1	74	3	20	4	0	5	107	113.40
1145 - 1200	0	3	68	1	24	2	0	3	101	103.20
1200 - 1215	0	3	62	4	21	6	0	6	102	109.20
1215 - 1230	0	2	62	2	12	3	0	2	83	85.30
Hourly Total	0	9	266	10	77	15	0	16	393	411.10
Hourly Average	0.00	2.25	66.50	2.50	19.25	3.75	0.00	4.00	98.25	102.78
1230 - 1245	0	6	78	5	17	3	1	3	113	115.20
1245 - 1300	0	6	67	2	21	4	0	3	103	104.40
1300 - 1315	2	3	68	5	19	0	0	4	101	101.60
1315 - 1330	0	1	71	1	19	7	2	4	105	114.50
Hourly Total	2	16	284	13	76	14	3	14	422	435.70
Hourly Average	0.50	4.00	71.00	3.25	19.00	3.50	0.75	3.50	105.50	108.93
1330 - 1345	0	3	74	0	9	11	0	3	100	106.70
1345 - 1400	0	4	68	1	14	0	0	4	91	92.60
1400 - 1415	0	4	67	3	13	1	1	3	92	94.40
1415 - 1430	0	7	64	2	16	8	1	0	98	99.10
Hourly Total	0	18	273	6	52	20	2	10	381	392.80
Hourly Average	0.00	4.50	68.25	1.50	13.00	5.00	0.50	2.50	95.25	98.20

Inter Session Total	2	43	823	29	205	49	5	40	1196	1239.60
Inter Session Average	0.17	3.58	68.58	2.42	17.08	4.08	0.42	3.33	99.67	103.30

Movement 1.5: Westbound from A219 Wimbledon Hill Road to A219 High Street									Flow in Vehicles / Hour	
TIME	P/CYCLE	M/CYCLE	CAR	TAXI	LGV	OGV1	OGV2	BUS/COACH	TOTAL	PCU TOTAL
1130 - 1145	0	4	296	12	80	16	0	20	428	453.60
1145 - 1200	0	12	272	4	96	8	0	12	404	412.80
1200 - 1215	0	12	248	16	84	24	0	24	408	436.80
1215 - 1230	0	8	248	8	48	12	0	8	332	341.20
Hourly Total	0	36	1064	40	308	60	0	64	1572	1644.40
Hourly Average	0.00	9.00	266.00	10.00	77.00	15.00	0.00	16.00	393.00	411.10
1230 - 1245	0	24	312	20	68	12	4	12	452	460.80
1245 - 1300	0	24	268	8	84	16	0	12	412	417.60
1300 - 1315	8	12	272	20	76	0	0	16	404	406.40
1315 - 1330	0	4	284	4	76	28	8	16	420	458.00
Hourly Total	8	64	1136	52	304	56	12	56	1688	1742.80
Hourly Average	2.00	16.00	284.00	13.00	76.00	14.00	3.00	14.00	422.00	435.70
1330 - 1345	0	12	296	0	36	44	0	12	400	426.80
1345 - 1400	0	16	272	4	56	0	0	16	364	370.40
1400 - 1415	0	16	268	12	52	4	4	12	368	377.60
1415 - 1430	0	28	256	8	64	32	4	0	392	396.40
Hourly Total	0	72	1092	24	208	80	8	40	1524	1571.20
Hourly Average	0.00	18.00	273.00	6.00	52.00	20.00	2.00	10.00	381.00	392.80

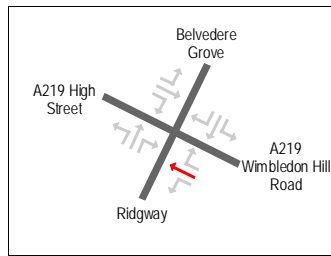
Inter Session Total	8	172	3292	116	820	196	20	160	4784	4958.40
Inter Session Average	0.67	14.33	274.33	9.67	68.33	16.33	1.67	13.33	398.67	413.20

Movement 1.5: Westbound from A219 Wimbledon Hill Road to A219 High Street									Traffic Mix	
TIME	P/CYCLE	M/CYCLE	CAR	TAXI	LGV	OGV1	OGV2	BUS/COACH	TOTAL	PCU TOTAL
1130 - 1145	0.00	0.01	0.69	0.03	0.19	0.04	0.00	0.05	1	1.06
1145 - 1200	0.00	0.03	0.67	0.01	0.24	0.02	0.00	0.03	1	1.02
1200 - 1215	0.00	0.03	0.61	0.04	0.21	0.06	0.00	0.06	1	1.07
1215 - 1230	0.00	0.02	0.75	0.02	0.14	0.04	0.00	0.02	1	1.03
Hourly Total	0.00	0.09	2.72	0.10	0.78	0.15	0.00	0.16	4	4.18
Hourly Average	0.00	0.02	0.68	0.03	0.19	0.04	0.00	0.04	1.00	1.04
1230 - 1245	0.00	0.05	0.69	0.04	0.15	0.03	0.01	0.03	1	1.02
1245 - 1300	0.00	0.06	0.65	0.02	0.20	0.04	0.00	0.03	1	1.01
1300 - 1315	0.02	0.03	0.67	0.05	0.19	0.00	0.00	0.04	1	1.01
1315 - 1330	0.00	0.01	0.68	0.01	0.18	0.07	0.02	0.04	1	1.09
Hourly Total	0.02	0.15	2.69	0.12	0.72	0.13	0.03	0.13	4	4.13
Hourly Average	0.00	0.04	0.67	0.03	0.18	0.03	0.01	0.03	1.00	1.03
1330 - 1345	0.00	0.03	0.74	0.00	0.09	0.11	0.00	0.03	1	1.07
1345 - 1400	0.00	0.04	0.75	0.01	0.15	0.00	0.00	0.04	1	1.02
1400 - 1415	0.00	0.04	0.73	0.03	0.14	0.01	0.01	0.03	1	1.03
1415 - 1430	0.00	0.07	0.65	0.02	0.16	0.08	0.01	0.00	1	1.01
Hourly Total	0.00	0.19	2.87	0.06	0.55	0.20	0.02	0.11	4	4.12
Hourly Average	0.00	0.05	0.72	0.02	0.14	0.05	0.01	0.03	1.00	1.03

Inter Session Total	0.02	0.43	8.28	0.29	2.05	0.49	0.05	0.40	12	12.43
Inter Session Average	0.00	0.04	0.69	0.02	0.17	0.04	0.00	0.03	1.00	1.04

Site 1 of 8
Belvedere Grove
A219 Wimbledon Hill Road
Ridgeway
A219 High Street

Date
Wednesday, 13th October 2004
1500 - 1900 (PM Peak)



Movement 1.5: Westbound from A219 Wimbledon Hill Road to A219 High Street									Original Data	
TIME	P/CYCLE	M/CYCLE	CAR	TAXI	LGV	OGV1	OGV2	BUS/COACH	TOTAL	PCU TOTAL
1500 - 1515	0	4	64	0	2	2	0	4	76	78.60
1515 - 1530	2	3	71	0	0	2	1	4	83	85.90
1530 - 1545	0	2	73	0	1	1	1	4	82	86.60
1545 - 1600	2	1	66	0	0	2	0	1	72	71.80
Hourly Total	4	10	274	0	3	7	2	13	313	322.90
Hourly Average	1.00	2.50	68.50	0.00	0.75	1.75	0.50	3.25	78.25	80.73
1600 - 1615	0	7	42	0	7	3	0	1	60	58.30
1615 - 1630	2	3	70	0	6	4	0	2	87	87.60
1630 - 1645	2	1	78	0	7	5	0	5	98	103.30
1645 - 1700	0	1	84	0	13	0	0	5	103	107.40
Hourly Total	4	12	274	0	33	12	0	13	348	356.60
Hourly Average	1.00	3.00	68.50	0.00	8.25	3.00	0.00	3.25	87.00	89.15
1700 - 1715	1	1	72	3	16	4	0	4	101	105.60
1715 - 1730	2	7	94	3	11	1	0	2	120	116.70
1730 - 1745	4	5	85	6	6	0	0	4	110	107.80
1745 - 1800	4	5	74	4	7	0	0	3	97	93.80
Hourly Total	11	18	325	16	40	5	0	13	428	423.90
Hourly Average	2.75	4.50	81.25	4.00	10.00	1.25	0.00	3.25	107.00	105.98
1800 - 1815	2	3	97	4	12	4	0	3	125	126.60
1815 - 1830	1	8	83	7	5	2	0	4	110	109.40
1830 - 1845	1	1	93	0	3	0	1	1	100	100.90
1845 - 1900	2	0	57	5	3	0	0	2	69	69.40
Hourly Total	6	12	330	16	23	6	1	10	404	406.30
Hourly Average	1.50	3.00	82.50	4.00	5.75	1.50	0.25	2.50	101.00	101.58
PM Session Total	25	52	1203	32	99	30	3	49	1493	1509.70
PM Session Average	1.56	3.25	75.19	2.00	6.19	1.88	0.19	3.06	93.31	94.36

Movement 1.5: Westbound from A219 Wimbledon Hill Road to A219 High Street									Flow in Vehicles / Hour	
TIME	P/CYCLE	M/CYCLE	CAR	TAXI	LGV	OGV1	OGV2	BUS/COACH	TOTAL	PCU TOTAL
1500 - 1515	0	16	256	0	8	8	0	16	304	314.40
1515 - 1530	8	12	284	0	0	8	4	16	332	343.60
1530 - 1545	0	8	292	0	4	4	4	16	328	346.40
1545 - 1600	8	4	264	0	0	8	0	4	288	287.20
Hourly Total	16	40	1096	0	12	28	8	52	1252	1291.60
Hourly Average	4.00	10.00	274.00	0.00	3.00	7.00	2.00	13.00	313.00	322.90
1600 - 1615	0	28	168	0	28	12	0	4	240	233.20
1615 - 1630	8	12	280	0	24	16	0	8	348	350.40
1630 - 1645	8	4	312	0	28	20	0	20	392	413.20
1645 - 1700	0	4	336	0	52	0	0	20	412	429.60
Hourly Total	16	48	1096	0	132	48	0	52	1392	1426.40
Hourly Average	4.00	12.00	274.00	0.00	33.00	12.00	0.00	13.00	348.00	356.60
1700 - 1715	4	4	288	12	64	16	0	16	404	422.40
1715 - 1730	8	28	376	12	44	4	0	8	480	466.80
1730 - 1745	16	20	340	24	24	0	0	16	440	431.20
1745 - 1800	16	20	296	16	28	0	0	12	388	375.20
Hourly Total	44	72	1300	64	160	20	0	52	1712	1695.60
Hourly Average	11.00	18.00	325.00	16.00	40.00	5.00	0.00	13.00	428.00	423.90
1800 - 1815	8	12	388	16	48	16	0	12	500	506.40
1815 - 1830	4	32	332	28	20	8	0	16	440	437.60
1830 - 1845	4	4	372	0	12	0	4	4	400	403.60
1845 - 1900	8	0	228	20	12	0	0	8	276	277.60
Hourly Total	24	48	1320	64	92	24	4	40	1616	1625.20
Hourly Average	6.00	12.00	330.00	16.00	23.00	6.00	1.00	10.00	404.00	406.30
PM Session Total	100	208	4812	128	396	120	12	196	5972	6038.80
PM Session Average	6.25	13.00	300.75	8.00	24.75	7.50	0.75	12.25	373.25	377.43

Movement 1.5: Westbound from A219 Wimbledon Hill Road to A219 High Street									Traffic Mix	
TIME	P/CYCLE	M/CYCLE	CAR	TAXI	LGV	OGV1	OGV2	BUS/COACH	TOTAL	PCU TOTAL
1500 - 1515	0.00	0.05	0.84	0.00	0.03	0.03	0.00	0.05	1	1.03
1515 - 1530	0.02	0.04	0.86	0.00	0.00	0.02	0.01	0.05	1	1.03
1530 - 1545	0.00	0.02	0.89	0.00	0.01	0.01	0.01	0.05	1	1.06
1545 - 1600	0.03	0.01	0.92	0.00	0.00	0.03	0.00	0.01	1	1.00
Hourly Total	0.05	0.13	3.50	0.00	0.04	0.09	0.02	0.16	4	4.12
Hourly Average	0.01	0.03	0.88	0.00	0.01	0.02	0.01	0.04	1.00	1.03
1600 - 1615	0.00	0.12	0.70	0.00	0.12	0.05	0.00	0.02	1	0.97
1615 - 1630	0.02	0.03	0.80	0.00	0.07	0.05	0.00	0.02	1	1.01
1630 - 1645	0.02	0.01	0.80	0.00	0.07	0.05	0.00	0.05	1	1.05
1645 - 1700	0.00	0.01	0.82	0.00	0.13	0.00	0.00	0.05	1	1.04
Hourly Total	0.04	0.17	3.12	0.00	0.38	0.15	0.00	0.14	4	4.08
Hourly Average	0.01	0.04	0.78	0.00	0.10	0.04	0.00	0.03	1.00	1.02
1700 - 1715	0.01	0.01	0.71	0.03	0.16	0.04	0.00	0.04	1	1.05
1715 - 1730	0.02	0.06	0.78	0.03	0.09	0.01	0.00	0.02	1	0.97
1730 - 1745	0.04	0.05	0.77	0.05	0.05	0.00	0.00	0.04	1	0.98
1745 - 1800	0.04	0.05	0.76	0.04	0.07	0.00	0.00	0.03	1	0.97
Hourly Total	0.10	0.17	3.03	0.15	0.38	0.05	0.00	0.12	4	3.97
Hourly Average	0.03	0.04	0.76	0.04	0.09	0.01	0.00	0.03	1.00	0.99
1800 - 1815	0.02	0.02	0.78	0.03	0.10	0.03	0.00	0.02	1	1.01
1815 - 1830	0.01	0.07	0.75	0.06	0.05	0.02	0.00	0.04	1	0.99
1830 - 1845	0.01	0.01	0.93	0.00	0.03	0.00	0.01	0.01	1	1.01
1845 - 1900	0.03	0.00	0.83	0.07	0.04	0.00	0.00	0.03	1	1.01
Hourly Total	0.06	0.11	3.29	0.17	0.21	0.05	0.01	0.10	4	4.02
Hourly Average	0.02	0.03	0.82	0.04	0.05	0.01	0.00	0.02	1.00	1.01
PM Session Total	0.26	0.57	12.94	0.32	1.01	0.34	0.03	0.53	16.00	16.19
PM Session Average	0.02	0.04	0.81	0.02	0.06	0.02	0.00	0.03	1.00	1.01

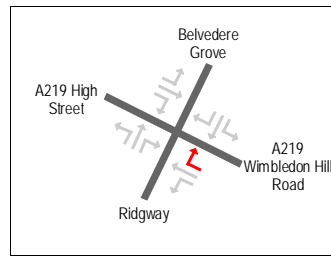
Wimbledon Town Centre Survey
Traffic Count Survey

Site 1 of 8

Belvedere Grove
A219 Wimbledon Hill Road
Ridgeway
A219 High Street

Date

Wednesday, 13th October 2004
0700 - 1000 (AM Peak)



Movement 1.6: Right from A219 Wimbledon Hill Road to Belvedere Grove									Original Data	
TIME	P/CYCLE	M/CYCLE	CAR	TAXI	LGV	OGV1	OGV2	BUS/COACH	TOTAL	PCU TOTAL
0700 - 0715	0	1	1	0	2	0	0	1	5	5.40
0715 - 0730	0	0	2	0	1	0	0	0	3	3.00
0730 - 0745	0	0	3	1	0	0	0	0	4	4.00
0745 - 0800	0	0	6	0	2	0	0	0	8	8.00
Hourly Total	0	1	12	1	5	0	0	1	20	20.40
Hourly Average	0.00	0.25	3.00	0.25	1.25	0.00	0.00	0.25	5.00	5.10
0800 - 0815	0	0	1	0	1	0	0	0	2	2.00
0815 - 0830	0	0	4	0	0	0	0	0	4	4.00
0830 - 0845	0	0	4	0	0	0	0	0	4	4.00
0845 - 0900	0	0	3	0	1	0	0	0	4	4.00
Hourly Total	0	0	12	0	2	0	0	0	14	14.00
Hourly Average	0.00	0.00	3.00	0.00	0.50	0.00	0.00	0.00	3.50	3.50
0900 - 0915	0	0	5	0	1	0	0	0	6	6.00
0915 - 0930	0	0	6	0	0	1	0	0	7	7.50
0930 - 0945	0	0	7	0	0	0	0	0	7	7.00
0945 - 1000	0	0	3	0	1	0	0	0	4	4.00
Hourly Total	0	0	21	0	2	1	0	0	24	24.50
Hourly Average	0.00	0.00	5.25	0.00	0.50	0.25	0.00	0.00	6.00	6.13

AM Session Total	0	1	45	1	9	1	0	1	58	58.90
AM Session Average	0.00	0.08	3.75	0.08	0.75	0.08	0.00	0.08	4.83	4.91

Movement 1.6: Right from A219 Wimbledon Hill Road to Belvedere Grove									Flow in Vehicles / Hour	
TIME	P/CYCLE	M/CYCLE	CAR	TAXI	LGV	OGV1	OGV2	BUS/COACH	TOTAL	PCU TOTAL
0700 - 0715	0	4	4	0	8	0	0	4	20	21.60
0715 - 0730	0	0	8	0	4	0	0	0	12	12.00
0730 - 0745	0	0	12	4	0	0	0	0	16	16.00
0745 - 0800	0	0	24	0	8	0	0	0	32	32.00
Hourly Total	0	4	48	4	20	0	0	4	80	81.60
Hourly Average	0.00	1.00	12.00	1.00	5.00	0.00	0.00	1.00	20.00	20.40
0800 - 0815	0	0	4	0	4	0	0	0	8	8.00
0815 - 0830	0	0	16	0	0	0	0	0	16	16.00
0830 - 0845	0	0	16	0	0	0	0	0	16	16.00
0845 - 0900	0	0	12	0	4	0	0	0	16	16.00
Hourly Total	0	0	48	0	8	0	0	0	56	56.00
Hourly Average	0.00	0.00	12.00	0.00	2.00	0.00	0.00	0.00	14.00	14.00
0900 - 0915	0	0	20	0	4	0	0	0	24	24.00
0915 - 0930	0	0	24	0	0	4	0	0	28	30.00
0930 - 0945	0	0	28	0	0	0	0	0	28	28.00
0945 - 1000	0	0	12	0	4	0	0	0	16	16.00
Hourly Total	0	0	84	0	8	4	0	0	96	98.00
Hourly Average	0.00	0.00	21.00	0.00	2.00	1.00	0.00	0.00	24.00	24.50

AM Session Total	0	4	180	4	36	4	0	4	232	235.60
AM Session Average	0.00	0.33	15.00	0.33	3.00	0.33	0.00	0.33	19.33	19.63

Movement 1.6: Right from A219 Wimbledon Hill Road to Belvedere Grove									Traffic Mix	
TIME	P/CYCLE	M/CYCLE	CAR	TAXI	LGV	OGV1	OGV2	BUS/COACH	TOTAL	PCU TOTAL
0700 - 0715	0.00	0.20	0.20	0.00	0.40	0.00	0.00	0.20	1	1.08
0715 - 0730	0.00	0.00	0.67	0.00	0.33	0.00	0.00	0.00	1	1.00
0730 - 0745	0.00	0.00	0.75	0.25	0.00	0.00	0.00	0.00	1	1.00
0745 - 0800	0.00	0.00	0.75	0.00	0.25	0.00	0.00	0.00	1	1.00
Hourly Total	0.00	0.20	2.37	0.25	0.98	0.00	0.00	0.20	4	4.08
Hourly Average	0.00	0.05	0.59	0.06	0.25	0.00	0.00	0.05	1.00	1.02
0800 - 0815	0.00	0.00	0.50	0.00	0.50	0.00	0.00	0.00	1	1.00
0815 - 0830	0.00	0.00	1.00	0.00	0.00	0.00	0.00	0.00	1	1.00
0830 - 0845	0.00	0.00	1.00	0.00	0.00	0.00	0.00	0.00	1	1.00
0845 - 0900	0.00	0.00	0.75	0.00	0.25	0.00	0.00	0.00	1	1.00
Hourly Total	0.00	0.00	3.25	0.00	0.75	0.00	0.00	0.00	4	4.00
Hourly Average	0.00	0.00	0.81	0.00	0.19	0.00	0.00	0.00	1.00	1.00
0900 - 0915	0.00	0.00	0.83	0.00	0.17	0.00	0.00	0.00	1	1.00
0915 - 0930	0.00	0.00	0.86	0.00	0.00	0.14	0.00	0.00	1	1.07
0930 - 0945	0.00	0.00	1.00	0.00	0.00	0.00	0.00	0.00	1	1.00
0945 - 1000	0.00	0.00	0.75	0.00	0.25	0.00	0.00	0.00	1	1.00
Hourly Total	0.00	0.00	3.44	0.00	0.42	0.14	0.00	0.00	4	4.07
Hourly Average	0.00	0.00	0.86	0.00	0.10	0.04	0.00	0.00	1.00	1.02

AM Session Total	0.00	0.20	9.06	0.25	2.15	0.14	0.00	0.20	12	12.15
AM Session Average	0.00	0.02	0.75	0.02	0.18	0.01	0.00	0.02	1.00	1.01

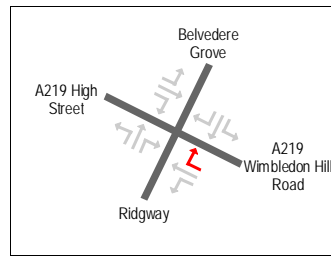
Wimbledon Town Centre Survey
Traffic Count Survey

Site 1 of 8

Belvedere Grove
A219 Wimbledon Hill Road
Ridgeway
A219 High Street

Date

Wednesday, 13th October 2004
1130 - 1430 (Inler Peak)



Movement 1.6: Right from A219 Wimbledon Hill Road to Belvedere Grove									Original Data	
TIME	P/CYCLE	M/CYCLE	CAR	TAXI	LGV	OGV1	OGV2	BUS/COACH	TOTAL	PCU TOTAL
1130 - 1145	0	0	6	1	0	0	0	0	7	7.00
1145 - 1200	0	0	2	1	2	0	0	1	6	7.00
1200 - 1215	0	0	2	0	0	1	0	0	3	3.50
1215 - 1230	0	0	6	0	2	0	0	0	8	8.00
Hourly Total	0	0	16	2	4	1	0	1	24	25.50
Hourly Average	0.00	0.00	4.00	0.50	1.00	0.25	0.00	0.25	6.00	6.38
1230 - 1245	0	0	3	0	0	0	0	0	3	3.00
1245 - 1300	0	0	1	0	1	0	0	0	2	2.00
1300 - 1315	0	0	5	0	1	1	0	0	7	7.50
1315 - 1330	0	0	3	1	0	1	0	0	5	5.50
Hourly Total	0	0	12	1	2	2	0	0	17	18.00
Hourly Average	0.00	0.00	3.00	0.25	0.50	0.50	0.00	0.00	4.25	4.50
1330 - 1345	0	0	3	0	1	0	0	0	4	4.00
1345 - 1400	1	0	4	0	1	0	0	0	6	5.20
1400 - 1415	0	0	2	0	3	0	0	0	5	5.00
1415 - 1430	0	0	2	0	0	0	0	0	2	2.00
Hourly Total	1	0	11	0	5	0	0	0	17	16.20
Hourly Average	0.25	0.00	2.75	0.00	1.25	0.00	0.00	0.00	4.25	4.05

Inter Session Total	1	0	39	3	11	3	0	1	58	59.70
Inter Session Average	0.08	0.00	3.25	0.25	0.92	0.25	0.00	0.08	4.83	4.98

Movement 1.6: Right from A219 Wimbledon Hill Road to Belvedere Grove									Flow in Vehicles / Hour	
TIME	P/CYCLE	M/CYCLE	CAR	TAXI	LGV	OGV1	OGV2	BUS/COACH	TOTAL	PCU TOTAL
1130 - 1145	0	0	24	4	0	0	0	0	28	28.00
1145 - 1200	0	0	8	4	8	0	0	4	24	28.00
1200 - 1215	0	0	8	0	0	4	0	0	12	14.00
1215 - 1230	0	0	24	0	8	0	0	0	32	32.00
Hourly Total	0	0	64	8	16	4	0	4	96	102.00
Hourly Average	0.00	0.00	16.00	2.00	4.00	1.00	0.00	1.00	24.00	25.50
1230 - 1245	0	0	12	0	0	0	0	0	12	12.00
1245 - 1300	0	0	4	0	4	0	0	0	8	8.00
1300 - 1315	0	0	20	0	4	4	0	0	28	30.00
1315 - 1330	0	0	12	4	0	4	0	0	20	22.00
Hourly Total	0	0	48	4	8	8	0	0	68	72.00
Hourly Average	0.00	0.00	12.00	1.00	2.00	2.00	0.00	0.00	17.00	18.00
1330 - 1345	0	0	12	0	4	0	0	0	16	16.00
1345 - 1400	4	0	16	0	4	0	0	0	24	20.80
1400 - 1415	0	0	8	0	12	0	0	0	20	20.00
1415 - 1430	0	0	8	0	0	0	0	0	8	8.00
Hourly Total	4	0	44	0	20	0	0	0	68	64.80
Hourly Average	1.00	0.00	11.00	0.00	5.00	0.00	0.00	0.00	17.00	16.20

Inter Session Total	4	0	156	12	44	12	0	4	232	238.80
Inter Session Average	0.33	0.00	13.00	1.00	3.67	1.00	0.00	0.33	19.33	19.90

Movement 1.6: Right from A219 Wimbledon Hill Road to Belvedere Grove									Traffic Mix	
TIME	P/CYCLE	M/CYCLE	CAR	TAXI	LGV	OGV1	OGV2	BUS/COACH	TOTAL	PCU TOTAL
1130 - 1145	0.00	0.00	0.86	0.14	0.00	0.00	0.00	0.00	1	1.00
1145 - 1200	0.00	0.00	0.33	0.17	0.33	0.00	0.00	0.17	1	1.17
1200 - 1215	0.00	0.00	0.67	0.00	0.00	0.33	0.00	0.00	1	1.17
1215 - 1230	0.00	0.00	0.75	0.00	0.25	0.00	0.00	0.00	1	1.00
Hourly Total	0.00	0.00	2.61	0.31	0.58	0.33	0.00	0.17	4	4.33
Hourly Average	0.00	0.00	0.65	0.08	0.15	0.08	0.00	0.04	1.00	1.08
1230 - 1245	0.00	0.00	1.00	0.00	0.00	0.00	0.00	0.00	1	1.00
1245 - 1300	0.00	0.00	0.50	0.00	0.50	0.00	0.00	0.00	1	1.00
1300 - 1315	0.00	0.00	0.71	0.00	0.14	0.14	0.00	0.00	1	1.07
1315 - 1330	0.00	0.00	0.60	0.20	0.00	0.20	0.00	0.00	1	1.10
Hourly Total	0.00	0.00	2.81	0.20	0.64	0.34	0.00	0.00	4	4.17
Hourly Average	0.00	0.00	0.70	0.05	0.16	0.09	0.00	0.00	1.00	1.04
1330 - 1345	0.00	0.00	0.75	0.00	0.25	0.00	0.00	0.00	1	1.00
1345 - 1400	0.17	0.00	0.67	0.00	0.17	0.00	0.00	0.00	1	0.87
1400 - 1415	0.00	0.00	0.40	0.00	0.60	0.00	0.00	0.00	1	1.00
1415 - 1430	0.00	0.00	1.00	0.00	0.00	0.00	0.00	0.00	1	1.00
Hourly Total	0.17	0.00	2.82	0.00	1.02	0.00	0.00	0.00	4	3.87
Hourly Average	0.04	0.00	0.70	0.00	0.25	0.00	0.00	0.00	1.00	0.97

Inter Session Total	0.17	0.00	8.24	0.51	2.24	0.68	0.00	0.17	12	12.37
Inter Session Average	0.01	0.00	0.69	0.04	0.19	0.06	0.00	0.01	1.00	1.03

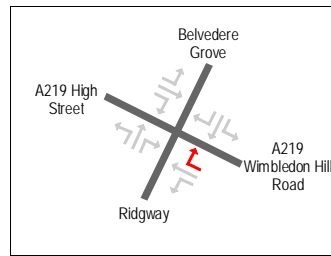
Wimbledon Town Centre Survey
Traffic Count Survey

Site 1 of 8

Belvedere Grove
A219 Wimbledon Hill Road
Ridgeway
A219 High Street

Date

Wednesday, 13th October 2004
1500 - 1900 (PM Peak)



Movement 1.6: Right from A219 Wimbledon Hill Road to Belvedere Grove									Original Data	
TIME	P/CYCLE	M/CYCLE	CAR	TAXI	LGV	OGV1	OGV2	BUS/COACH	TOTAL	PCU TOTAL
1500 - 1515	0	0	2	0	1	0	0	0	3	3.00
1515 - 1530	0	0	2	0	1	0	0	0	3	3.00
1530 - 1545	0	0	5	0	2	0	0	0	7	7.00
1545 - 1600	0	0	5	2	1	0	0	0	8	8.00
Hourly Total	0	0	14	2	5	0	0	0	21	21.00
Hourly Average	0.00	0.00	3.50	0.50	1.25	0.00	0.00	0.00	5.25	5.25
1600 - 1615	1	0	4	0	1	0	0	0	6	5.20
1615 - 1630	0	0	4	0	0	0	0	0	4	4.00
1630 - 1645	0	0	4	0	1	0	0	0	5	5.00
1645 - 1700	0	0	7	0	1	0	0	0	8	8.00
Hourly Total	1	0	19	0	3	0	0	0	23	22.20
Hourly Average	0.25	0.00	4.75	0.00	0.75	0.00	0.00	0.00	5.75	5.55
1700 - 1715	0	1	0	0	0	0	0	0	1	0.40
1715 - 1730	1	0	3	0	0	0	0	0	4	3.20
1730 - 1745	0	0	5	0	0	0	0	0	5	5.00
1745 - 1800	0	0	3	0	0	0	0	0	3	3.00
Hourly Total	1	1	11	0	0	0	0	0	13	11.60
Hourly Average	0.25	0.25	2.75	0.00	0.00	0.00	0.00	0.00	3.25	2.90
1800 - 1815	0	0	4	0	0	0	0	0	4	4.00
1815 - 1830	0	0	7	1	0	1	0	0	9	9.50
1830 - 1845	0	0	4	0	0	0	0	0	4	4.00
1845 - 1900	0	0	6	1	0	0	0	0	7	7.00
Hourly Total	0	0	21	2	0	1	0	0	24	24.50
Hourly Average	0.00	0.00	5.25	0.50	0.00	0.25	0.00	0.00	6.00	6.13
PM Session Total	2	1	65	4	8	1	0	0	81	79.30
PM Session Average	0.13	0.06	4.06	0.25	0.50	0.06	0.00	0.00	5.06	4.96

Movement 1.6: Right from A219 Wimbledon Hill Road to Belvedere Grove									Flow in Vehicles / Hour	
TIME	P/CYCLE	M/CYCLE	CAR	TAXI	LGV	OGV1	OGV2	BUS/COACH	TOTAL	PCU TOTAL
1500 - 1515	0	0	8	0	4	0	0	0	12	12.00
1515 - 1530	0	0	8	0	4	0	0	0	12	12.00
1530 - 1545	0	0	20	0	8	0	0	0	28	28.00
1545 - 1600	0	0	20	8	4	0	0	0	32	32.00
Hourly Total	0	0	56	8	20	0	0	0	84	84.00
Hourly Average	0.00	0.00	14.00	2.00	5.00	0.00	0.00	0.00	21.00	21.00
1600 - 1615	4	0	16	0	4	0	0	0	24	20.80
1615 - 1630	0	0	16	0	0	0	0	0	16	16.00
1630 - 1645	0	0	16	0	4	0	0	0	20	20.00
1645 - 1700	0	0	28	0	4	0	0	0	32	32.00
Hourly Total	4	0	76	0	12	0	0	0	92	88.80
Hourly Average	1.00	0.00	19.00	0.00	3.00	0.00	0.00	0.00	23.00	22.20
1700 - 1715	0	4	0	0	0	0	0	0	4	1.60
1715 - 1730	4	0	12	0	0	0	0	0	16	12.80
1730 - 1745	0	0	20	0	0	0	0	0	20	20.00
1745 - 1800	0	0	12	0	0	0	0	0	12	12.00
Hourly Total	4	4	44	0	0	0	0	0	52	46.40
Hourly Average	1.00	1.00	11.00	0.00	0.00	0.00	0.00	0.00	13.00	11.60
1800 - 1815	0	0	16	0	0	0	0	0	16	16.00
1815 - 1830	0	0	28	4	0	4	0	0	36	38.00
1830 - 1845	0	0	16	0	0	0	0	0	16	16.00
1845 - 1900	0	0	24	4	0	0	0	0	28	28.00
Hourly Total	0	0	84	8	0	4	0	0	96	98.00
Hourly Average	0.00	0.00	21.00	2.00	0.00	1.00	0.00	0.00	24.00	24.50
PM Session Total	8	4	260	16	32	4	0	0	324	317.20
PM Session Average	0.50	0.25	16.25	1.00	2.00	0.25	0.00	0.00	20.25	19.83

Movement 1.6: Right from A219 Wimbledon Hill Road to Belvedere Grove									Traffic Mix	
TIME	P/CYCLE	M/CYCLE	CAR	TAXI	LGV	OGV1	OGV2	BUS/COACH	TOTAL	PCU TOTAL
1500 - 1515	0.00	0.00	0.67	0.00	0.33	0.00	0.00	0.00	1	1.00
1515 - 1530	0.00	0.00	0.67	0.00	0.33	0.00	0.00	0.00	1	1.00
1530 - 1545	0.00	0.00	0.71	0.00	0.29	0.00	0.00	0.00	1	1.00
1545 - 1600	0.00	0.00	0.63	0.25	0.13	0.00	0.00	0.00	1	1.00
Hourly Total	0.00	0.00	2.67	0.25	1.08	0.00	0.00	0.00	4	4.00
Hourly Average	0.00	0.00	0.67	0.06	0.27	0.00	0.00	0.00	1.00	1.00
1600 - 1615	0.17	0.00	0.67	0.00	0.17	0.00	0.00	0.00	1	0.87
1615 - 1630	0.00	0.00	1.00	0.00	0.00	0.00	0.00	0.00	1	1.00
1630 - 1645	0.00	0.00	0.80	0.00	0.20	0.00	0.00	0.00	1	1.00
1645 - 1700	0.00	0.00	0.88	0.00	0.13	0.00	0.00	0.00	1	1.00
Hourly Total	0.17	0.00	3.34	0.00	0.49	0.00	0.00	0.00	4	3.87
Hourly Average	0.04	0.00	0.84	0.00	0.12	0.00	0.00	0.00	1.00	0.97
1700 - 1715	0.00	1.00	0.00	0.00	0.00	0.00	0.00	0.00	1	0.40
1715 - 1730	0.25	0.00	0.75	0.00	0.00	0.00	0.00	0.00	1	0.80
1730 - 1745	0.00	0.00	1.00	0.00	0.00	0.00	0.00	0.00	1	1.00
1745 - 1800	0.00	0.00	1.00	0.00	0.00	0.00	0.00	0.00	1	1.00
Hourly Total	0.25	1.00	2.75	0.00	0.00	0.00	0.00	0.00	4	3.20
Hourly Average	0.06	0.25	0.69	0.00	0.00	0.00	0.00	0.00	1.00	0.80
1800 - 1815	0.00	0.00	1.00	0.00	0.00	0.00	0.00	0.00	1	1.00
1815 - 1830	0.00	0.00	0.78	0.11	0.00	0.11	0.00	0.00	1	1.06
1830 - 1845	0.00	0.00	1.00	0.00	0.00	0.00	0.00	0.00	1	1.00
1845 - 1900	0.00	0.00	0.86	0.14	0.00	0.00	0.00	0.00	1	1.00
Hourly Total	0.00	0.00	3.63	0.25	0.00	0.11	0.00	0.00	4	4.06
Hourly Average	0.00	0.00	0.91	0.06	0.00	0.03	0.00	0.00	1.00	1.01
PM Session Total	0.42	1.00	12.40	0.50	1.57	0.11	0.00	0.00	16.00	15.12
PM Session Average	0.03	0.06	0.77	0.03	0.10	0.01	0.00	0.00	1.00	0.95

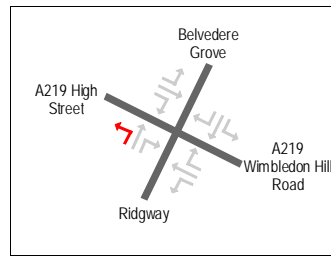
Wimbledon Town Centre Survey
Traffic Count Survey

Site 1 of 8

Belvedere Grove
A219 Wimbledon Hill Road
Ridgeway
A219 High Street

Date

Wednesday, 13th October 2004
0700 - 1000 (AM Peak)



TIME	Movement 1.7: Left from Ridgway to A219 High Street								Original Data	
	P/CYCLE	M/CYCLE	CAR	TAXI	LGV	OGV1	OGV2	BUS/COACH	TOTAL	PCU TOTAL
0700 - 0715	0	1	32	0	4	1	0	0	38	37.90
0715 - 0730	0	6	35	1	12	1	0	0	55	51.90
0730 - 0745	0	0	30	0	8	0	0	1	39	40.00
0745 - 0800	0	2	38	0	7	1	0	0	48	47.30
Hourly Total	0	9	135	1	31	3	0	1	180	177.10
Hourly Average	0.00	2.25	33.75	0.25	7.75	0.75	0.00	0.25	45.00	44.28
0800 - 0815	0	2	37	0	3	1	0	1	44	44.30
0815 - 0830	2	2	39	1	2	1	0	2	49	48.70
0830 - 0845	1	2	49	0	3	0	0	0	55	53.00
0845 - 0900	1	3	38	1	12	2	0	1	58	57.40
Hourly Total	4	9	163	2	20	4	0	4	206	203.40
Hourly Average	1.00	2.25	40.75	0.50	5.00	1.00	0.00	1.00	51.50	50.85
0900 - 0915	0	1	34	0	4	0	0	1	40	40.40
0915 - 0930	0	0	35	1	7	1	0	0	44	44.50
0930 - 0945	1	1	33	1	9	0	0	0	45	43.60
0945 - 1000	1	1	36	1	8	0	0	0	47	45.60
Hourly Total	2	3	138	3	28	1	0	1	176	174.10
Hourly Average	0.50	0.75	34.50	0.75	7.00	0.25	0.00	0.25	44.00	43.53

AM Session Total	6	21	436	6	79	8	0	6	562	554.60
AM Session Average	0.50	1.75	36.33	0.50	6.58	0.67	0.00	0.50	46.83	46.22

TIME	Movement 1.7: Left from Ridgway to A219 High Street								Flow in Vehicles / Hour	
	P/CYCLE	M/CYCLE	CAR	TAXI	LGV	OGV1	OGV2	BUS/COACH	TOTAL	PCU TOTAL
0700 - 0715	0	4	128	0	16	4	0	0	152	151.60
0715 - 0730	0	24	140	4	48	4	0	0	220	207.60
0730 - 0745	0	0	120	0	32	0	0	4	156	160.00
0745 - 0800	0	8	152	0	28	4	0	0	192	189.20
Hourly Total	0	36	540	4	124	12	0	4	720	708.40
Hourly Average	0.00	9.00	135.00	1.00	31.00	3.00	0.00	1.00	180.00	177.10
0800 - 0815	0	8	148	0	12	4	0	4	176	177.20
0815 - 0830	8	8	156	4	8	4	0	8	196	194.80
0830 - 0845	4	8	196	0	12	0	0	0	220	212.00
0845 - 0900	4	12	152	4	48	8	0	4	232	229.60
Hourly Total	16	36	652	8	80	16	0	16	824	813.60
Hourly Average	4.00	9.00	163.00	2.00	20.00	4.00	0.00	4.00	206.00	203.40
0900 - 0915	0	4	136	0	16	0	0	4	160	161.60
0915 - 0930	0	0	140	4	28	4	0	0	176	178.00
0930 - 0945	4	4	132	4	36	0	0	0	180	174.40
0945 - 1000	4	4	144	4	32	0	0	0	188	182.40
Hourly Total	8	12	552	12	112	4	0	4	704	696.40
Hourly Average	2.00	3.00	138.00	3.00	28.00	1.00	0.00	1.00	176.00	174.10

AM Session Total	24	84	1744	24	316	32	0	24	2248	2218.40
AM Session Average	2.00	7.00	145.33	2.00	26.33	2.67	0.00	2.00	187.33	184.87

TIME	Movement 1.7: Left from Ridgway to A219 High Street								Traffic Mix	
	P/CYCLE	M/CYCLE	CAR	TAXI	LGV	OGV1	OGV2	BUS/COACH	TOTAL	PCU TOTAL
0700 - 0715	0.00	0.03	0.84	0.00	0.11	0.03	0.00	0.00	1	1.00
0715 - 0730	0.00	0.11	0.64	0.02	0.22	0.02	0.00	0.00	1	0.94
0730 - 0745	0.00	0.00	0.77	0.00	0.21	0.00	0.00	0.03	1	1.03
0745 - 0800	0.00	0.04	0.79	0.00	0.15	0.02	0.00	0.00	1	0.99
Hourly Total	0.00	0.18	3.04	0.02	0.67	0.07	0.00	0.03	4	3.95
Hourly Average	0.00	0.04	0.76	0.00	0.17	0.02	0.00	0.01	1.00	0.99
0800 - 0815	0.00	0.05	0.84	0.00	0.07	0.02	0.00	0.02	1	1.01
0815 - 0830	0.04	0.04	0.80	0.02	0.04	0.02	0.00	0.04	1	0.99
0830 - 0845	0.02	0.04	0.89	0.00	0.05	0.00	0.00	0.00	1	0.96
0845 - 0900	0.02	0.05	0.66	0.02	0.21	0.03	0.00	0.02	1	0.99
Hourly Total	0.08	0.17	3.18	0.04	0.37	0.08	0.00	0.08	4	3.95
Hourly Average	0.02	0.04	0.80	0.01	0.09	0.02	0.00	0.02	1.00	0.99
0900 - 0915	0.00	0.03	0.85	0.00	0.10	0.00	0.00	0.03	1	1.01
0915 - 0930	0.00	0.00	0.80	0.02	0.16	0.02	0.00	0.00	1	1.01
0930 - 0945	0.02	0.02	0.73	0.02	0.20	0.00	0.00	0.00	1	0.97
0945 - 1000	0.02	0.02	0.77	0.02	0.17	0.00	0.00	0.00	1	0.97
Hourly Total	0.04	0.07	3.14	0.07	0.63	0.02	0.00	0.03	4	3.96
Hourly Average	0.01	0.02	0.79	0.02	0.16	0.01	0.00	0.01	1.00	0.99

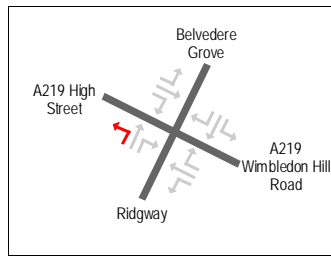
AM Session Total	0.12	0.42	9.37	0.12	1.67	0.17	0.00	0.13	12	11.87
AM Session Average	0.01	0.03	0.78	0.01	0.14	0.01	0.00	0.01	1.00	0.99

Wimbledon Town Centre Survey
Traffic Count Survey

Site 1 of 8

Belvedere Grove
A219 Wimbledon Hill Road
Ridgeway
A219 High Street

Date
Wednesday, 13th October 2004
1130 - 1430 (Inter Peak)



Movement 1.7: Left from Ridgway to A219 High Street									Original Data	
TIME	P/CYCLE	M/CYCLE	CAR	TAXI	LGV	OGV1	OGV2	BUS/COACH	TOTAL	PCU TOTAL
1130 - 1145	0	0	24	0	2	2	0	0	28	29.00
1145 - 1200	0	1	30	0	6	0	0	0	37	36.40
1200 - 1215	0	0	15	0	5	3	0	0	23	24.50
1215 - 1230	0	0	20	0	3	1	0	0	24	24.50
Hourly Total	0	1	89	0	16	6	0	0	112	114.40
Hourly Average	0.00	0.25	22.25	0.00	4.00	1.50	0.00	0.00	28.00	28.60
1230 - 1245	0	2	22	0	6	0	0	0	30	28.80
1245 - 1300	0	0	20	0	4	2	0	0	26	27.00
1300 - 1315	1	0	18	0	7	3	0	0	29	29.70
1315 - 1330	0	0	20	0	5	0	1	0	26	27.30
Hourly Total	1	2	80	0	22	5	1	0	111	112.80
Hourly Average	0.25	0.50	20.00	0.00	5.50	1.25	0.25	0.00	27.75	28.20
1330 - 1345	0	0	18	0	4	2	0	0	24	25.00
1345 - 1400	0	0	26	0	8	1	0	0	35	35.50
1400 - 1415	0	0	18	1	3	1	0	2	25	27.50
1415 - 1430	0	0	24	0	5	1	0	0	30	30.50
Hourly Total	0	0	86	1	20	5	0	2	114	118.50
Hourly Average	0.00	0.00	21.50	0.25	5.00	1.25	0.00	0.50	28.50	29.63

Inter Session Total	1	3	255	1	58	16	1	2	337	345.70
Inter Session Average	0.08	0.25	21.25	0.08	4.83	1.33	0.08	0.17	28.08	28.81

Movement 1.7: Left from Ridgway to A219 High Street									Flow in Vehicles / Hour	
TIME	P/CYCLE	M/CYCLE	CAR	TAXI	LGV	OGV1	OGV2	BUS/COACH	TOTAL	PCU TOTAL
1130 - 1145	0	0	96	0	8	8	0	0	112	116.00
1145 - 1200	0	4	120	0	24	0	0	0	148	145.60
1200 - 1215	0	0	60	0	20	12	0	0	92	98.00
1215 - 1230	0	0	80	0	12	4	0	0	96	98.00
Hourly Total	0	4	356	0	64	24	0	0	448	457.60
Hourly Average	0.00	1.00	89.00	0.00	16.00	6.00	0.00	0.00	112.00	114.40
1230 - 1245	0	8	88	0	24	0	0	0	120	115.20
1245 - 1300	0	0	80	0	16	8	0	0	104	108.00
1300 - 1315	4	0	72	0	28	12	0	0	116	118.80
1315 - 1330	0	0	80	0	20	0	4	0	104	109.20
Hourly Total	4	8	320	0	88	20	4	0	444	451.20
Hourly Average	1.00	2.00	80.00	0.00	22.00	5.00	1.00	0.00	111.00	112.80
1330 - 1345	0	0	72	0	16	8	0	0	96	100.00
1345 - 1400	0	0	104	0	32	4	0	0	140	142.00
1400 - 1415	0	0	72	4	12	4	0	8	100	110.00
1415 - 1430	0	0	96	0	20	4	0	0	120	122.00
Hourly Total	0	0	344	4	80	20	0	8	456	474.00
Hourly Average	0.00	0.00	86.00	1.00	20.00	5.00	0.00	2.00	114.00	118.50

Inter Session Total	4	12	1020	4	232	64	4	8	1348	1382.80
Inter Session Average	0.33	1.00	85.00	0.33	19.33	5.33	0.33	0.67	112.33	115.23

Movement 1.7: Left from Ridgway to A219 High Street									Traffic Mix	
TIME	P/CYCLE	M/CYCLE	CAR	TAXI	LGV	OGV1	OGV2	BUS/COACH	TOTAL	PCU TOTAL
1130 - 1145	0.00	0.00	0.86	0.00	0.07	0.07	0.00	0.00	1	1.04
1145 - 1200	0.00	0.03	0.81	0.00	0.16	0.00	0.00	0.00	1	0.98
1200 - 1215	0.00	0.00	0.65	0.00	0.22	0.13	0.00	0.00	1	1.07
1215 - 1230	0.00	0.00	0.83	0.00	0.13	0.04	0.00	0.00	1	1.02
Hourly Total	0.00	0.03	3.15	0.00	0.58	0.24	0.00	0.00	4	4.11
Hourly Average	0.00	0.01	0.79	0.00	0.14	0.06	0.00	0.00	1.00	1.03
1230 - 1245	0.00	0.07	0.73	0.00	0.20	0.00	0.00	0.00	1	0.96
1245 - 1300	0.00	0.00	0.77	0.00	0.15	0.08	0.00	0.00	1	1.04
1300 - 1315	0.03	0.00	0.62	0.00	0.24	0.10	0.00	0.00	1	1.02
1315 - 1330	0.00	0.00	0.77	0.00	0.19	0.00	0.04	0.00	1	1.05
Hourly Total	0.03	0.07	2.89	0.00	0.79	0.18	0.04	0.00	4	4.07
Hourly Average	0.01	0.02	0.72	0.00	0.20	0.05	0.01	0.00	1.00	1.02
1330 - 1345	0.00	0.00	0.75	0.00	0.17	0.08	0.00	0.00	1	1.04
1345 - 1400	0.00	0.00	0.74	0.00	0.23	0.03	0.00	0.00	1	1.01
1400 - 1415	0.00	0.00	0.72	0.04	0.12	0.04	0.00	0.08	1	1.10
1415 - 1430	0.00	0.00	0.80	0.00	0.17	0.03	0.00	0.00	1	1.02
Hourly Total	0.00	0.00	3.01	0.04	0.68	0.19	0.00	0.08	4	4.17
Hourly Average	0.00	0.00	0.75	0.01	0.17	0.05	0.00	0.02	1.00	1.04

Inter Session Total	0.03	0.09	9.06	0.04	2.05	0.61	0.04	0.08	12	12.35
Inter Session Average	0.00	0.01	0.75	0.00	0.17	0.05	0.00	0.01	1.00	1.03

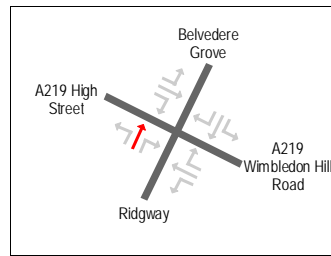
Wimbledon Town Centre Survey
Traffic Count Survey

Site 1 of 8

Belvedere Grove
A219 Wimbledon Hill Road
Ridgeway
A219 High Street

Date

Wednesday, 13th October 2004
0700 - 1000 (AM Peak)



Movement 1.8: Northbound from Ridgeway to Belvedere Grove									Original Data	
TIME	P/CYCLE	M/CYCLE	CAR	TAXI	LGV	OGV1	OGV2	BUS/COACH	TOTAL	PCU TOTAL
0700 - 0715	0	0	49	1	13	1	0	0	64	64.50
0715 - 0730	0	2	66	1	13	2	0	0	84	83.80
0730 - 0745	0	3	79	1	13	0	0	0	96	94.20
0745 - 0800	1	2	61	2	19	0	0	0	85	83.00
Hourly Total	1	7	255	5	58	3	0	0	329	325.50
Hourly Average	0.25	1.75	63.75	1.25	14.50	0.75	0.00	0.00	82.25	81.38
0800 - 0815	0	3	64	0	12	1	0	0	80	78.70
0815 - 0830	0	0	68	0	1	0	0	0	69	69.00
0830 - 0845	0	1	78	1	8	1	0	0	89	88.90
0845 - 0900	1	2	77	3	7	0	0	0	90	88.00
Hourly Total	1	6	287	4	28	2	0	0	328	324.60
Hourly Average	0.25	1.50	71.75	1.00	7.00	0.50	0.00	0.00	82.00	81.15
0900 - 0915	2	2	89	0	9	0	0	0	102	99.20
0915 - 0930	1	1	79	1	10	2	0	0	94	93.60
0930 - 0945	0	1	63	0	1	0	0	1	66	66.40
0945 - 1000	0	0	50	0	10	1	0	0	61	61.50
Hourly Total	3	4	281	1	30	3	0	1	323	320.70
Hourly Average	0.75	1.00	70.25	0.25	7.50	0.75	0.00	0.25	80.75	80.18
AM Session Total	5	17	823	10	116	8	0	1	980	970.80
AM Session Average	0.42	1.42	68.58	0.83	9.67	0.67	0.00	0.08	81.67	80.90

Movement 1.8: Northbound from Ridgeway to Belvedere Grove									Flow in Vehicles / Hour	
TIME	P/CYCLE	M/CYCLE	CAR	TAXI	LGV	OGV1	OGV2	BUS/COACH	TOTAL	PCU TOTAL
0700 - 0715	0	0	196	4	52	4	0	0	256	258.00
0715 - 0730	0	8	264	4	52	8	0	0	336	335.20
0730 - 0745	0	12	316	4	52	0	0	0	384	376.80
0745 - 0800	4	8	244	8	76	0	0	0	340	332.00
Hourly Total	4	28	1020	20	232	12	0	0	1316	1302.00
Hourly Average	1.00	7.00	255.00	5.00	58.00	3.00	0.00	0.00	329.00	325.50
0800 - 0815	0	12	256	0	48	4	0	0	320	314.80
0815 - 0830	0	0	272	0	4	0	0	0	276	276.00
0830 - 0845	0	4	312	4	32	4	0	0	356	355.60
0845 - 0900	4	8	308	12	28	0	0	0	360	352.00
Hourly Total	4	24	1148	16	112	8	0	0	1312	1298.40
Hourly Average	1.00	6.00	287.00	4.00	28.00	2.00	0.00	0.00	328.00	324.60
0900 - 0915	8	8	356	0	36	0	0	0	408	396.80
0915 - 0930	4	4	316	4	40	8	0	0	376	374.40
0930 - 0945	0	4	252	0	4	0	0	4	264	265.60
0945 - 1000	0	0	200	0	40	4	0	0	244	246.00
Hourly Total	12	16	1124	4	120	12	0	4	1292	1282.80
Hourly Average	3.00	4.00	281.00	1.00	30.00	3.00	0.00	1.00	323.00	320.70
AM Session Total	20	68	3292	40	464	32	0	4	3920	3883.20
AM Session Average	1.67	5.67	274.33	3.33	38.67	2.67	0.00	0.33	326.67	323.60

Movement 1.8: Northbound from Ridgeway to Belvedere Grove									Traffic Mix	
TIME	P/CYCLE	M/CYCLE	CAR	TAXI	LGV	OGV1	OGV2	BUS/COACH	TOTAL	PCU TOTAL
0700 - 0715	0.00	0.00	0.77	0.02	0.20	0.02	0.00	0.00	1	1.01
0715 - 0730	0.00	0.02	0.79	0.01	0.15	0.02	0.00	0.00	1	1.00
0730 - 0745	0.00	0.03	0.82	0.01	0.14	0.00	0.00	0.00	1	0.98
0745 - 0800	0.01	0.02	0.72	0.02	0.22	0.00	0.00	0.00	1	0.98
Hourly Total	0.01	0.08	3.09	0.06	0.72	0.04	0.00	0.00	4	3.96
Hourly Average	0.00	0.02	0.77	0.02	0.18	0.01	0.00	0.00	1.00	0.99
0800 - 0815	0.00	0.04	0.80	0.00	0.15	0.01	0.00	0.00	1	0.98
0815 - 0830	0.00	0.00	0.99	0.00	0.01	0.00	0.00	0.00	1	1.00
0830 - 0845	0.00	0.01	0.88	0.01	0.09	0.01	0.00	0.00	1	1.00
0845 - 0900	0.01	0.02	0.86	0.03	0.08	0.00	0.00	0.00	1	0.98
Hourly Total	0.01	0.07	3.52	0.04	0.33	0.02	0.00	0.00	4	3.96
Hourly Average	0.00	0.02	0.88	0.01	0.08	0.01	0.00	0.00	1.00	0.99
0900 - 0915	0.02	0.02	0.87	0.00	0.09	0.00	0.00	0.00	1	0.97
0915 - 0930	0.01	0.01	0.84	0.01	0.11	0.02	0.00	0.00	1	1.00
0930 - 0945	0.00	0.02	0.95	0.00	0.02	0.00	0.00	0.02	1	1.01
0945 - 1000	0.00	0.00	0.82	0.00	0.16	0.02	0.00	0.00	1	1.01
Hourly Total	0.03	0.05	3.49	0.01	0.37	0.04	0.00	0.02	4	3.98
Hourly Average	0.01	0.01	0.87	0.00	0.09	0.01	0.00	0.00	1.00	1.00
AM Session Total	0.05	0.19	10.10	0.12	1.42	0.10	0.00	0.02	12	11.91
AM Session Average	0.00	0.02	0.84	0.01	0.12	0.01	0.00	0.00	1.00	0.99

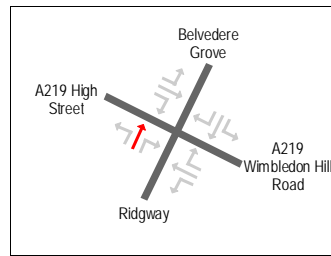
Wimbledon Town Centre Survey
Traffic Count Survey

Site 1 of 8

Belvedere Grove
A219 Wimbledon Hill Road
Ridgeway
A219 High Street

Date

Wednesday, 13th October 2004
1130 - 1430 (Inter Peak)



TIME	Movement 1.8: Northbound from Ridgeway to Belvedere Grove								Original Data	
	P/CYCLE	M/CYCLE	CAR	TAXI	LGV	OGV1	OGV2	BUS/COACH	TOTAL	PCU TOTAL
1130 - 1145	1	0	35	0	2	0	0	0	38	37.20
1145 - 1200	0	1	26	0	3	0	0	1	31	31.40
1200 - 1215	0	0	26	0	6	1	0	0	33	33.50
1215 - 1230	0	0	29	0	1	1	0	0	31	31.50
Hourly Total	1	1	116	0	12	2	0	1	133	133.60
Hourly Average	0.25	0.25	29.00	0.00	3.00	0.50	0.00	0.25	33.25	33.40
1230 - 1245	0	1	50	0	5	1	0	0	57	56.90
1245 - 1300	0	1	28	1	3	0	0	0	33	32.40
1300 - 1315	1	0	37	0	3	1	0	0	42	41.70
1315 - 1330	0	0	34	0	7	1	0	0	42	42.50
Hourly Total	1	2	149	1	18	3	0	0	174	173.50
Hourly Average	0.25	0.50	37.25	0.25	4.50	0.75	0.00	0.00	43.50	43.38
1330 - 1345	0	0	23	0	2	0	0	0	25	25.00
1345 - 1400	1	0	36	0	3	0	0	0	40	39.20
1400 - 1415	0	0	35	0	3	1	0	0	39	39.50
1415 - 1430	0	1	33	0	5	1	0	0	40	39.90
Hourly Total	1	1	127	0	13	2	0	0	144	143.60
Hourly Average	0.25	0.25	31.75	0.00	3.25	0.50	0.00	0.00	36.00	35.90
Inter Session Total	3	4	392	1	43	7	0	1	451	450.70
Inter Session Average	0.25	0.33	32.67	0.08	3.58	0.58	0.00	0.08	37.58	37.56

TIME	Movement 1.8: Northbound from Ridgeway to Belvedere Grove								Flow in Vehicles / Hour	
	P/CYCLE	M/CYCLE	CAR	TAXI	LGV	OGV1	OGV2	BUS/COACH	TOTAL	PCU TOTAL
1130 - 1145	4	0	140	0	8	0	0	0	152	148.80
1145 - 1200	0	4	104	0	12	0	0	4	124	125.60
1200 - 1215	0	0	104	0	24	4	0	0	132	134.00
1215 - 1230	0	0	116	0	4	4	0	0	124	126.00
Hourly Total	4	4	464	0	48	8	0	4	532	534.40
Hourly Average	1.00	1.00	116.00	0.00	12.00	2.00	0.00	1.00	133.00	133.60
1230 - 1245	0	4	200	0	20	4	0	0	228	227.60
1245 - 1300	0	4	112	4	12	0	0	0	132	129.60
1300 - 1315	4	0	148	0	12	4	0	0	168	166.80
1315 - 1330	0	0	136	0	28	4	0	0	168	170.00
Hourly Total	4	8	596	4	72	12	0	0	696	694.00
Hourly Average	1.00	2.00	149.00	1.00	18.00	3.00	0.00	0.00	174.00	173.50
1330 - 1345	0	0	92	0	8	0	0	0	100	100.00
1345 - 1400	4	0	144	0	12	0	0	0	160	156.80
1400 - 1415	0	0	140	0	12	4	0	0	156	158.00
1415 - 1430	0	4	132	0	20	4	0	0	160	159.60
Hourly Total	4	4	508	0	52	8	0	0	576	574.40
Hourly Average	1.00	1.00	127.00	0.00	13.00	2.00	0.00	0.00	144.00	143.60
Inter Session Total	12	16	1568	4	172	28	0	4	1804	1802.80
Inter Session Average	1.00	1.33	130.67	0.33	14.33	2.33	0.00	0.33	150.33	150.23

TIME	Movement 1.8: Northbound from Ridgeway to Belvedere Grove								Traffic Mix	
	P/CYCLE	M/CYCLE	CAR	TAXI	LGV	OGV1	OGV2	BUS/COACH	TOTAL	PCU TOTAL
1130 - 1145	0.03	0.00	0.92	0.00	0.05	0.00	0.00	0.00	1	0.98
1145 - 1200	0.00	0.03	0.84	0.00	0.10	0.00	0.00	0.03	1	1.01
1200 - 1215	0.00	0.00	0.79	0.00	0.18	0.03	0.00	0.00	1	1.02
1215 - 1230	0.00	0.00	0.94	0.00	0.03	0.03	0.00	0.00	1	1.02
Hourly Total	0.03	0.03	3.48	0.00	0.36	0.06	0.00	0.03	4	4.02
Hourly Average	0.01	0.01	0.87	0.00	0.09	0.02	0.00	0.01	1.00	1.01
1230 - 1245	0.00	0.02	0.88	0.00	0.09	0.02	0.00	0.00	1	1.00
1245 - 1300	0.00	0.03	0.85	0.03	0.09	0.00	0.00	0.00	1	0.98
1300 - 1315	0.02	0.00	0.88	0.00	0.07	0.02	0.00	0.00	1	0.99
1315 - 1330	0.00	0.00	0.81	0.00	0.17	0.02	0.00	0.00	1	1.01
Hourly Total	0.02	0.05	3.42	0.03	0.42	0.07	0.00	0.00	4	3.98
Hourly Average	0.01	0.01	0.85	0.01	0.10	0.02	0.00	0.00	1.00	1.00
1330 - 1345	0.00	0.00	0.92	0.00	0.08	0.00	0.00	0.00	1	1.00
1345 - 1400	0.03	0.00	0.90	0.00	0.08	0.00	0.00	0.00	1	0.98
1400 - 1415	0.00	0.00	0.90	0.00	0.08	0.03	0.00	0.00	1	1.01
1415 - 1430	0.00	0.03	0.83	0.00	0.13	0.03	0.00	0.00	1	1.00
Hourly Total	0.03	0.03	3.54	0.00	0.36	0.05	0.00	0.00	4	3.99
Hourly Average	0.01	0.01	0.89	0.00	0.09	0.01	0.00	0.00	1.00	1.00
Inter Session Total	0.08	0.11	10.44	0.03	1.14	0.18	0.00	0.03	12	12.00
Inter Session Average	0.01	0.01	0.87	0.00	0.09	0.01	0.00	0.00	1.00	1.00

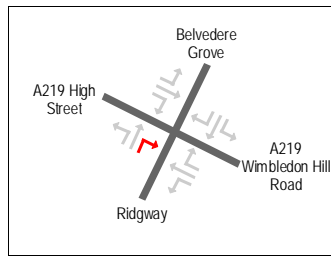
Wimbledon Town Centre Survey
Traffic Count Survey

Site 1 of 8

Belvedere Grove
A219 Wimbledon Hill Road
Ridgeway
A219 High Street

Date

Wednesday, 13th October 2004
0700 - 1000 (AM Peak)



TIME	Movement 1.9: Right from Ridgeway to A219 Wimbledon Hill Road								Original Data	
	P/CYCLE	M/CYCLE	CAR	TAXI	LGV	OGV1	OGV2	BUS/COACH	TOTAL	PCU TOTAL
0700 - 0715	0	0	16	0	4	0	0	2	22	24.00
0715 - 0730	0	2	20	1	5	1	0	3	32	34.30
0730 - 0745	0	0	40	1	5	0	0	2	48	50.00
0745 - 0800	0	0	32	0	4	2	0	1	39	41.00
Hourly Total	0	2	108	2	18	3	0	8	141	149.30
Hourly Average	0.00	0.50	27.00	0.50	4.50	0.75	0.00	2.00	35.25	37.33
0800 - 0815	0	0	50	0	1	0	0	4	55	59.00
0815 - 0830	0	0	57	0	2	0	0	2	61	63.00
0830 - 0845	0	0	66	0	2	1	0	1	70	71.50
0845 - 0900	0	0	56	2	1	0	0	2	61	63.00
Hourly Total	0	0	229	2	6	1	0	9	247	256.50
Hourly Average	0.00	0.00	57.25	0.50	1.50	0.25	0.00	2.25	61.75	64.13
0900 - 0915	0	0	45	0	1	0	0	4	50	54.00
0915 - 0930	0	1	45	4	6	0	0	2	58	59.40
0930 - 0945	0	2	34	1	3	0	0	3	43	44.80
0945 - 1000	1	1	33	0	2	1	0	0	38	37.10
Hourly Total	1	4	157	5	12	1	0	9	189	195.30
Hourly Average	0.25	1.00	39.25	1.25	3.00	0.25	0.00	2.25	47.25	48.83

AM Session Total	1	6	494	9	36	5	0	26	577	601.10
AM Session Average	0.08	0.50	41.17	0.75	3.00	0.42	0.00	2.17	48.08	50.09

TIME	Movement 1.9: Right from Ridgeway to A219 Wimbledon Hill Road								Flow in Vehicles / Hour	
	P/CYCLE	M/CYCLE	CAR	TAXI	LGV	OGV1	OGV2	BUS/COACH	TOTAL	PCU TOTAL
0700 - 0715	0	0	64	0	16	0	0	8	88	96.00
0715 - 0730	0	8	80	4	20	4	0	12	128	137.20
0730 - 0745	0	0	160	4	20	0	0	8	192	200.00
0745 - 0800	0	0	128	0	16	8	0	4	156	164.00
Hourly Total	0	8	432	8	72	12	0	32	564	597.20
Hourly Average	0.00	2.00	108.00	2.00	18.00	3.00	0.00	8.00	141.00	149.30
0800 - 0815	0	0	200	0	4	0	0	16	220	236.00
0815 - 0830	0	0	228	0	8	0	0	8	244	252.00
0830 - 0845	0	0	264	0	8	4	0	4	280	286.00
0845 - 0900	0	0	224	8	4	0	0	8	244	252.00
Hourly Total	0	0	916	8	24	4	0	36	988	1026.00
Hourly Average	0.00	0.00	229.00	2.00	6.00	1.00	0.00	9.00	247.00	256.50
0900 - 0915	0	0	180	0	4	0	0	16	200	216.00
0915 - 0930	0	4	180	16	24	0	0	8	232	237.60
0930 - 0945	0	8	136	4	12	0	0	12	172	179.20
0945 - 1000	4	4	132	0	8	4	0	0	152	148.40
Hourly Total	4	16	628	20	48	4	0	36	756	781.20
Hourly Average	1.00	4.00	157.00	5.00	12.00	1.00	0.00	9.00	189.00	195.30

AM Session Total	4	24	1976	36	144	20	0	104	2308	2404.40
AM Session Average	0.33	2.00	164.67	3.00	12.00	1.67	0.00	8.67	192.33	200.37

TIME	Movement 1.9: Right from Ridgeway to A219 Wimbledon Hill Road								Traffic Mix	
	P/CYCLE	M/CYCLE	CAR	TAXI	LGV	OGV1	OGV2	BUS/COACH	TOTAL	PCU TOTAL
0700 - 0715	0.00	0.00	0.73	0.00	0.18	0.00	0.00	0.09	1	1.09
0715 - 0730	0.00	0.06	0.63	0.03	0.16	0.03	0.00	0.09	1	1.07
0730 - 0745	0.00	0.00	0.83	0.02	0.10	0.00	0.00	0.04	1	1.04
0745 - 0800	0.00	0.00	0.82	0.00	0.10	0.05	0.00	0.03	1	1.05
Hourly Total	0.00	0.06	3.01	0.05	0.54	0.08	0.00	0.25	4	4.26
Hourly Average	0.00	0.02	0.75	0.01	0.14	0.02	0.00	0.06	1.00	1.06
0800 - 0815	0.00	0.00	0.91	0.00	0.02	0.00	0.00	0.07	1	1.07
0815 - 0830	0.00	0.00	0.93	0.00	0.03	0.00	0.00	0.03	1	1.03
0830 - 0845	0.00	0.00	0.94	0.00	0.03	0.01	0.00	0.01	1	1.02
0845 - 0900	0.00	0.00	0.92	0.03	0.02	0.00	0.00	0.03	1	1.03
Hourly Total	0.00	0.00	3.70	0.03	0.10	0.01	0.00	0.15	4	4.16
Hourly Average	0.00	0.00	0.93	0.01	0.02	0.00	0.00	0.04	1.00	1.04
0900 - 0915	0.00	0.00	0.90	0.00	0.02	0.00	0.00	0.08	1	1.08
0915 - 0930	0.00	0.02	0.78	0.07	0.10	0.00	0.00	0.03	1	1.02
0930 - 0945	0.00	0.05	0.79	0.02	0.07	0.00	0.00	0.07	1	1.04
0945 - 1000	0.03	0.03	0.87	0.00	0.05	0.03	0.00	0.00	1	0.98
Hourly Total	0.03	0.09	3.33	0.09	0.25	0.03	0.00	0.18	4	4.12
Hourly Average	0.01	0.02	0.83	0.02	0.06	0.01	0.00	0.05	1.00	1.03

AM Session Total	0.03	0.15	10.05	0.18	0.89	0.12	0.00	0.59	12	12.54
AM Session Average	0.00	0.01	0.84	0.01	0.07	0.01	0.00	0.05	1.00	1.04

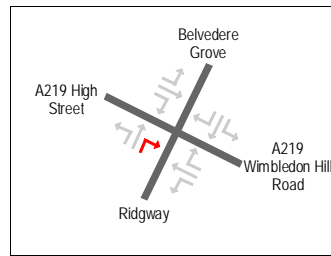
Wimbledon Town Centre Survey
Traffic Count Survey

Site 1 of 8

Belvedere Grove
A219 Wimbledon Hill Road
Ridgeway
A219 High Street

Date

Wednesday, 13th October 2004
1130 - 1430 (Inter Peak)



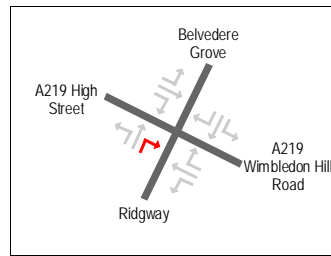
TIME	Movement 1.9: Right from Ridgeway to A219 Wimbledon Hill Road								Original Data	
	P/CYCLE	M/CYCLE	CAR	TAXI	LGV	OGV1	OGV2	BUS/COACH	TOTAL	PCU TOTAL
1130 - 1145	1	0	17	0	2	2	0	2	24	26.20
1145 - 1200	0	0	23	0	4	0	0	1	28	29.00
1200 - 1215	0	0	19	0	4	1	0	2	26	28.50
1215 - 1230	0	1	24	0	3	0	0	2	30	31.40
Hourly Total	1	1	83	0	13	3	0	7	108	115.10
Hourly Average	0.25	0.25	20.75	0.00	3.25	0.75	0.00	1.75	27.00	28.78
1230 - 1245	2	0	28	0	4	0	0	3	37	38.40
1245 - 1300	1	0	21	0	4	0	0	2	28	29.20
1300 - 1315	2	0	25	0	3	1	0	3	34	35.90
1315 - 1330	1	0	17	1	4	2	0	2	27	29.20
Hourly Total	6	0	91	1	15	3	0	10	126	132.70
Hourly Average	1.50	0.00	22.75	0.25	3.75	0.75	0.00	2.50	31.50	33.18
1330 - 1345	0	1	13	0	0	1	0	3	18	20.90
1345 - 1400	0	0	21	0	2	1	0	2	26	28.50
1400 - 1415	0	1	20	1	4	1	0	2	29	30.90
1415 - 1430	1	0	29	1	4	0	0	2	37	38.20
Hourly Total	1	2	83	2	10	3	0	9	110	118.50
Hourly Average	0.25	0.50	20.75	0.50	2.50	0.75	0.00	2.25	27.50	29.63
Inter Session Total	8	3	257	3	38	9	0	26	344	366.30
Inter Session Average	0.67	0.25	21.42	0.25	3.17	0.75	0.00	2.17	28.67	30.53

TIME	Movement 1.9: Right from Ridgeway to A219 Wimbledon Hill Road								Flow in Vehicles / Hour	
	P/CYCLE	M/CYCLE	CAR	TAXI	LGV	OGV1	OGV2	BUS/COACH	TOTAL	PCU TOTAL
1130 - 1145	4	0	68	0	8	8	0	8	96	104.80
1145 - 1200	0	0	92	0	16	0	0	4	112	116.00
1200 - 1215	0	0	76	0	16	4	0	8	104	114.00
1215 - 1230	0	4	96	0	12	0	0	8	120	125.60
Hourly Total	4	4	332	0	52	12	0	28	432	460.40
Hourly Average	1.00	1.00	83.00	0.00	13.00	3.00	0.00	7.00	108.00	115.10
1230 - 1245	8	0	112	0	16	0	0	12	148	153.60
1245 - 1300	4	0	84	0	16	0	0	8	112	116.80
1300 - 1315	8	0	100	0	12	4	0	12	136	143.60
1315 - 1330	4	0	68	4	16	8	0	8	108	116.80
Hourly Total	24	0	364	4	60	12	0	40	504	530.80
Hourly Average	6.00	0.00	91.00	1.00	15.00	3.00	0.00	10.00	126.00	132.70
1330 - 1345	0	4	52	0	0	4	0	12	72	83.60
1345 - 1400	0	0	84	0	8	4	0	8	104	114.00
1400 - 1415	0	4	80	4	16	4	0	8	116	123.60
1415 - 1430	4	0	116	4	16	0	0	8	148	152.80
Hourly Total	4	8	332	8	40	12	0	36	440	474.00
Hourly Average	1.00	2.00	83.00	2.00	10.00	3.00	0.00	9.00	110.00	118.50
Inter Session Total	32	12	1028	12	152	36	0	104	1376	1465.20
Inter Session Average	2.67	1.00	85.67	1.00	12.67	3.00	0.00	8.67	114.67	122.10

TIME	Movement 1.9: Right from Ridgeway to A219 Wimbledon Hill Road								Traffic Mix	
	P/CYCLE	M/CYCLE	CAR	TAXI	LGV	OGV1	OGV2	BUS/COACH	TOTAL	PCU TOTAL
1130 - 1145	0.04	0.00	0.71	0.00	0.08	0.08	0.00	0.08	1	1.09
1145 - 1200	0.00	0.00	0.82	0.00	0.14	0.00	0.00	0.04	1	1.04
1200 - 1215	0.00	0.00	0.73	0.00	0.15	0.04	0.00	0.08	1	1.10
1215 - 1230	0.00	0.03	0.80	0.00	0.10	0.00	0.00	0.07	1	1.05
Hourly Total	0.04	0.03	3.06	0.00	0.48	0.12	0.00	0.26	4	4.27
Hourly Average	0.01	0.01	0.77	0.00	0.12	0.03	0.00	0.07	1.00	1.07
1230 - 1245	0.05	0.00	0.76	0.00	0.11	0.00	0.00	0.08	1	1.04
1245 - 1300	0.04	0.00	0.75	0.00	0.14	0.00	0.00	0.07	1	1.04
1300 - 1315	0.06	0.00	0.74	0.00	0.09	0.03	0.00	0.09	1	1.06
1315 - 1330	0.04	0.00	0.63	0.04	0.15	0.07	0.00	0.07	1	1.08
Hourly Total	0.19	0.00	2.87	0.04	0.49	0.10	0.00	0.31	4	4.22
Hourly Average	0.05	0.00	0.72	0.01	0.12	0.03	0.00	0.08	1.00	1.05
1330 - 1345	0.00	0.06	0.72	0.00	0.00	0.06	0.00	0.17	1	1.16
1345 - 1400	0.00	0.00	0.81	0.00	0.08	0.04	0.00	0.08	1	1.10
1400 - 1415	0.00	0.03	0.69	0.03	0.14	0.03	0.00	0.07	1	1.07
1415 - 1430	0.03	0.00	0.78	0.03	0.11	0.00	0.00	0.05	1	1.03
Hourly Total	0.03	0.09	3.00	0.06	0.32	0.13	0.00	0.37	4	4.36
Hourly Average	0.01	0.02	0.75	0.02	0.08	0.03	0.00	0.09	1.00	1.09
Inter Session Total	0.25	0.12	8.94	0.10	1.29	0.35	0.00	0.94	12	12.84
Inter Session Average	0.02	0.01	0.74	0.01	0.11	0.03	0.00	0.08	1.00	1.07

Site 1 of 8
Belvedere Grove
A219 Wimbledon Hill Road
Ridgeway
A219 High Street

Date
Wednesday, 13th October 2004
1500 - 1900 (PM Peak)



Movement 1.9: Right from Ridgeway to A219 Wimbledon Hill Road									Original Data	
TIME	P/CYCLE	M/CYCLE	CAR	TAXI	LGV	OGV1	OGV2	BUS/COACH	TOTAL	PCU TOTAL
1500 - 1515	0	0	31	1	3	0	0	1	36	37.00
1515 - 1530	0	0	37	0	1	0	0	2	40	42.00
1530 - 1545	1	0	36	1	3	1	0	3	45	47.70
1545 - 1600	0	1	21	1	2	0	0	2	27	28.40
Hourly Total	1	1	125	3	9	1	0	8	148	155.10
Hourly Average	0.25	0.25	31.25	0.75	2.25	0.25	0.00	2.00	37.00	38.78
1600 - 1615	0	0	12	0	1	0	0	3	16	19.00
1615 - 1630	0	0	38	0	2	0	0	2	42	44.00
1630 - 1645	0	2	32	0	2	0	0	1	37	36.80
1645 - 1700	0	0	25	0	4	0	0	3	32	35.00
Hourly Total	0	2	107	0	9	0	0	9	127	134.80
Hourly Average	0.00	0.50	26.75	0.00	2.25	0.00	0.00	2.25	31.75	33.70
1700 - 1715	0	0	40	1	1	1	0	2	45	47.50
1715 - 1730	0	0	45	1	2	0	0	0	48	48.00
1730 - 1745	0	0	47	1	2	0	0	2	52	54.00
1745 - 1800	0	2	32	1	1	0	0	1	37	36.80
Hourly Total	0	2	164	4	6	1	0	5	182	186.30
Hourly Average	0.00	0.50	41.00	1.00	1.50	0.25	0.00	1.25	45.50	46.58
1800 - 1815	0	0	36	1	1	0	0	1	39	40.00
1815 - 1830	0	1	44	1	0	0	0	3	49	51.40
1830 - 1845	0	0	45	2	2	0	0	0	49	49.00
1845 - 1900	1	1	34	1	0	0	0	1	38	37.60
Hourly Total	1	2	159	5	3	0	0	5	175	178.00
Hourly Average	0.25	0.50	39.75	1.25	0.75	0.00	0.00	1.25	43.75	44.50
PM Session Total	2	7	555	12	27	2	0	27	632	654.20
PM Session Average	0.13	0.44	34.69	0.75	1.69	0.13	0.00	1.69	39.50	40.89

Movement 1.9: Right from Ridgeway to A219 Wimbledon Hill Road									Flow in Vehicles / Hour	
TIME	P/CYCLE	M/CYCLE	CAR	TAXI	LGV	OGV1	OGV2	BUS/COACH	TOTAL	PCU TOTAL
1500 - 1515	0	0	124	4	12	0	0	4	144	148.00
1515 - 1530	0	0	148	0	4	0	0	8	160	168.00
1530 - 1545	4	0	144	4	12	4	0	12	180	190.80
1545 - 1600	0	4	84	4	8	0	0	8	108	113.60
Hourly Total	4	4	500	12	36	4	0	32	592	620.40
Hourly Average	1.00	1.00	125.00	3.00	9.00	1.00	0.00	8.00	148.00	155.10
1600 - 1615	0	0	48	0	4	0	0	12	64	76.00
1615 - 1630	0	0	152	0	8	0	0	8	168	176.00
1630 - 1645	0	8	128	0	8	0	0	4	148	147.20
1645 - 1700	0	0	100	0	16	0	0	12	128	140.00
Hourly Total	0	8	428	0	36	0	0	36	508	539.20
Hourly Average	0.00	2.00	107.00	0.00	9.00	0.00	0.00	9.00	127.00	134.80
1700 - 1715	0	0	160	4	4	4	0	8	180	190.00
1715 - 1730	0	0	180	4	8	0	0	0	192	192.00
1730 - 1745	0	0	188	4	8	0	0	8	208	216.00
1745 - 1800	0	8	128	4	4	0	0	4	148	147.20
Hourly Total	0	8	656	16	24	4	0	20	728	745.20
Hourly Average	0.00	2.00	164.00	4.00	6.00	1.00	0.00	5.00	182.00	186.30
1800 - 1815	0	0	144	4	4	0	0	4	156	160.00
1815 - 1830	0	4	176	4	0	0	0	12	196	205.60
1830 - 1845	0	0	180	8	8	0	0	0	196	196.00
1845 - 1900	4	4	136	4	0	0	0	4	152	150.40
Hourly Total	4	8	636	20	12	0	0	20	700	712.00
Hourly Average	1.00	2.00	159.00	5.00	3.00	0.00	0.00	5.00	175.00	178.00
PM Session Total	8	28	2220	48	108	8	0	108	2528	2616.80
PM Session Average	0.50	1.75	138.75	3.00	6.75	0.50	0.00	6.75	158.00	163.55

Movement 1.9: Right from Ridgeway to A219 Wimbledon Hill Road									Traffic Mix	
TIME	P/CYCLE	M/CYCLE	CAR	TAXI	LGV	OGV1	OGV2	BUS/COACH	TOTAL	PCU TOTAL
1500 - 1515	0.00	0.00	0.86	0.03	0.08	0.00	0.00	0.03	1	1.03
1515 - 1530	0.00	0.00	0.93	0.00	0.03	0.00	0.00	0.05	1	1.05
1530 - 1545	0.02	0.00	0.80	0.02	0.07	0.02	0.00	0.07	1	1.06
1545 - 1600	0.00	0.04	0.78	0.04	0.07	0.00	0.00	0.07	1	1.05
Hourly Total	0.02	0.04	3.36	0.09	0.25	0.02	0.00	0.22	4	4.19
Hourly Average	0.01	0.01	0.84	0.02	0.06	0.01	0.00	0.05	1.00	1.05
1600 - 1615	0.00	0.00	0.75	0.00	0.06	0.00	0.00	0.19	1	1.19
1615 - 1630	0.00	0.00	0.90	0.00	0.05	0.00	0.00	0.05	1	1.05
1630 - 1645	0.00	0.05	0.86	0.00	0.05	0.00	0.00	0.03	1	0.99
1645 - 1700	0.00	0.00	0.78	0.00	0.13	0.00	0.00	0.09	1	1.09
Hourly Total	0.00	0.05	3.30	0.00	0.29	0.00	0.00	0.36	4	4.32
Hourly Average	0.00	0.01	0.83	0.00	0.07	0.00	0.00	0.09	1.00	1.08
1700 - 1715	0.00	0.00	0.89	0.02	0.02	0.02	0.00	0.04	1	1.06
1715 - 1730	0.00	0.00	0.94	0.02	0.04	0.00	0.00	0.00	1	1.00
1730 - 1745	0.00	0.00	0.90	0.02	0.04	0.00	0.00	0.04	1	1.04
1745 - 1800	0.00	0.05	0.86	0.03	0.03	0.00	0.00	0.03	1	0.99
Hourly Total	0.00	0.05	3.60	0.09	0.13	0.02	0.00	0.11	4	4.09
Hourly Average	0.00	0.01	0.90	0.02	0.03	0.01	0.00	0.03	1.00	1.02
1800 - 1815	0.00	0.00	0.92	0.03	0.03	0.00	0.00	0.03	1	1.03
1815 - 1830	0.00	0.02	0.90	0.02	0.00	0.00	0.00	0.06	1	1.05
1830 - 1845	0.00	0.00	0.92	0.04	0.04	0.00	0.00	0.00	1	1.00
1845 - 1900	0.03	0.03	0.89	0.03	0.00	0.00	0.00	0.03	1	0.99
Hourly Total	0.03	0.05	3.63	0.11	0.07	0.00	0.00	0.11	4	4.06
Hourly Average	0.01	0.01	0.91	0.03	0.02	0.00	0.00	0.03	1.00	1.02
PM Session Total	0.05	0.19	13.89	0.29	0.73	0.04	0.00	0.80	16.00	16.67
PM Session Average	0.00	0.01	0.87	0.02	0.05	0.00	0.00	0.05	1.00	1.04

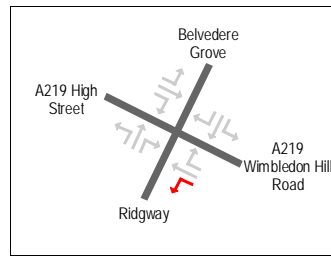
Wimbledon Town Centre Survey
Traffic Count Survey

Site 1 of 8

Belvedere Grove
A219 Wimbledon Hill Road
Ridgeway
A219 High Street

Date

Wednesday, 13th October 2004
0700 - 1000 (AM Peak)



Movement 1.10: Left from A219 High Street to Belvedere Grove									Original Data	
TIME	P/CYCLE	M/CYCLE	CAR	TAXI	LGV	OGV1	OGV2	BUS/COACH	TOTAL	PCU TOTAL
0700 - 0715	0	0	0	0	0	0	0	0	0	0.00
0715 - 0730	0	0	1	0	0	0	0	0	1	1.00
0730 - 0745	0	1	3	0	2	0	0	0	6	5.40
0745 - 0800	1	1	3	0	1	0	0	0	6	4.60
Hourly Total	1	2	7	0	3	0	0	0	13	11.00
Hourly Average	0.25	0.50	1.75	0.00	0.75	0.00	0.00	0.00	3.25	2.75
0800 - 0815	0	0	4	0	1	2	0	0	7	8.00
0815 - 0830	0	0	9	0	0	0	0	0	9	9.00
0830 - 0845	0	0	3	0	0	0	0	0	3	3.00
0845 - 0900	0	0	5	0	1	1	0	0	7	7.50
Hourly Total	0	0	21	0	2	3	0	0	26	27.50
Hourly Average	0.00	0.00	5.25	0.00	0.50	0.75	0.00	0.00	6.50	6.88
0900 - 0915	0	0	8	0	1	0	0	0	9	9.00
0915 - 0930	0	1	9	0	0	0	2	0	12	14.00
0930 - 0945	0	0	4	0	3	0	0	0	7	7.00
0945 - 1000	0	0	11	0	1	1	0	0	13	13.50
Hourly Total	0	1	32	0	5	1	2	0	41	43.50
Hourly Average	0.00	0.25	8.00	0.00	1.25	0.25	0.50	0.00	10.25	10.88

AM Session Total	1	3	60	0	10	4	2	0	80	82.00
AM Session Average	0.08	0.25	5.00	0.00	0.83	0.33	0.17	0.00	6.67	6.83

Movement 1.10: Left from A219 High Street to Belvedere Grove									Flow in Vehicles / Hour	
TIME	P/CYCLE	M/CYCLE	CAR	TAXI	LGV	OGV1	OGV2	BUS/COACH	TOTAL	PCU TOTAL
0700 - 0715	0	0	0	0	0	0	0	0	0	0.00
0715 - 0730	0	0	4	0	0	0	0	0	4	4.00
0730 - 0745	0	4	12	0	8	0	0	0	24	21.60
0745 - 0800	4	4	12	0	4	0	0	0	24	18.40
Hourly Total	4	8	28	0	12	0	0	0	52	44.00
Hourly Average	1.00	2.00	7.00	0.00	3.00	0.00	0.00	0.00	13.00	11.00
0800 - 0815	0	0	16	0	4	8	0	0	28	32.00
0815 - 0830	0	0	36	0	0	0	0	0	36	36.00
0830 - 0845	0	0	12	0	0	0	0	0	12	12.00
0845 - 0900	0	0	20	0	4	4	0	0	28	30.00
Hourly Total	0	0	84	0	8	12	0	0	104	110.00
Hourly Average	0.00	0.00	21.00	0.00	2.00	3.00	0.00	0.00	26.00	27.50
0900 - 0915	0	0	32	0	4	0	0	0	36	36.00
0915 - 0930	0	4	36	0	0	0	8	0	48	56.00
0930 - 0945	0	0	16	0	12	0	0	0	28	28.00
0945 - 1000	0	0	44	0	4	4	0	0	52	54.00
Hourly Total	0	4	128	0	20	4	8	0	164	174.00
Hourly Average	0.00	1.00	32.00	0.00	5.00	1.00	2.00	0.00	41.00	43.50

AM Session Total	4	12	240	0	40	16	8	0	320	328.00
AM Session Average	0.33	1.00	20.00	0.00	3.33	1.33	0.67	0.00	26.67	27.33

Movement 1.10: Left from A219 High Street to Belvedere Grove									Traffic Mix	
TIME	P/CYCLE	M/CYCLE	CAR	TAXI	LGV	OGV1	OGV2	BUS/COACH	TOTAL	PCU TOTAL
0700 - 0715	0.00	0.00	0.00	0.00	0.00	0.00	0.00	0.00	0	0.00
0715 - 0730	0.00	0.00	1.00	0.00	0.00	0.00	0.00	0.00	1	1.00
0730 - 0745	0.00	0.17	0.50	0.00	0.33	0.00	0.00	0.00	1	0.90
0745 - 0800	0.17	0.17	0.50	0.00	0.17	0.00	0.00	0.00	1	0.77
Hourly Total	0.17	0.33	2.00	0.00	0.50	0.00	0.00	0.00	3	2.67
Hourly Average	0.04	0.08	0.50	0.00	0.13	0.00	0.00	0.00	0.75	0.67
0800 - 0815	0.00	0.00	0.57	0.00	0.14	0.29	0.00	0.00	1	1.14
0815 - 0830	0.00	0.00	1.00	0.00	0.00	0.00	0.00	0.00	1	1.00
0830 - 0845	0.00	0.00	1.00	0.00	0.00	0.00	0.00	0.00	1	1.00
0845 - 0900	0.00	0.00	0.71	0.00	0.14	0.14	0.00	0.00	1	1.07
Hourly Total	0.00	0.00	3.29	0.00	0.29	0.43	0.00	0.00	4	4.21
Hourly Average	0.00	0.00	0.82	0.00	0.07	0.11	0.00	0.00	1.00	1.05
0900 - 0915	0.00	0.00	0.89	0.00	0.11	0.00	0.00	0.00	1	1.00
0915 - 0930	0.00	0.08	0.75	0.00	0.00	0.00	0.17	0.00	1	1.17
0930 - 0945	0.00	0.00	0.57	0.00	0.43	0.00	0.00	0.00	1	1.00
0945 - 1000	0.00	0.00	0.85	0.00	0.08	0.08	0.00	0.00	1	1.04
Hourly Total	0.00	0.08	3.06	0.00	0.62	0.08	0.17	0.00	4	4.21
Hourly Average	0.00	0.02	0.76	0.00	0.15	0.02	0.04	0.00	1.00	1.05

AM Session Total	0.17	0.42	8.34	0.00	1.40	0.51	0.17	0.00	11	11.09
AM Session Average	0.01	0.03	0.70	0.00	0.12	0.04	0.01	0.00	0.92	0.92

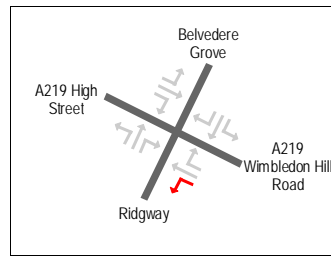
Wimbledon Town Centre Survey
Traffic Count Survey

Site 1 of 8

Belvedere Grove
A219 Wimbledon Hill Road
Ridgeway
A219 High Street

Date

Wednesday, 13th October 2004
1130 - 1430 (Inter Peak)



Movement 1.10: Left from A219 High Street to Belvedere Grove									Original Data	
TIME	P/CYCLE	M/CYCLE	CAR	TAXI	LGV	OGV1	OGV2	BUS/COACH	TOTAL	PCU TOTAL
1130 - 1145	0	0	9	0	1	1	0	0	11	11.50
1145 - 1200	0	0	25	0	3	2	0	0	30	31.00
1200 - 1215	0	0	21	0	2	0	0	0	23	23.00
1215 - 1230	0	0	10	0	1	0	0	0	11	11.00
Hourly Total	0	0	65	0	7	3	0	0	75	76.50
Hourly Average	0.00	0.00	16.25	0.00	1.75	0.75	0.00	0.00	18.75	19.13
1230 - 1245	0	0	11	0	3	0	0	0	14	14.00
1245 - 1300	0	1	16	0	1	0	0	0	18	17.40
1300 - 1315	0	1	18	0	4	0	0	0	23	22.40
1315 - 1330	0	0	12	0	2	0	0	0	14	14.00
Hourly Total	0	2	57	0	10	0	0	0	69	67.80
Hourly Average	0.00	0.50	14.25	0.00	2.50	0.00	0.00	0.00	17.25	16.95
1330 - 1345	0	0	12	0	3	0	0	0	15	15.00
1345 - 1400	1	0	10	0	3	0	0	0	14	13.20
1400 - 1415	0	0	4	0	2	0	0	0	6	6.00
1415 - 1430	0	0	14	2	2	0	0	0	18	18.00
Hourly Total	1	0	40	2	10	0	0	0	53	52.20
Hourly Average	0.25	0.00	10.00	0.50	2.50	0.00	0.00	0.00	13.25	13.05

Inter Session Total	1	2	162	2	27	3	0	0	197	196.50
Inter Session Average	0.08	0.17	13.50	0.17	2.25	0.25	0.00	0.00	16.42	16.38

Movement 1.10: Left from A219 High Street to Belvedere Grove									Flow in Vehicles / Hour	
TIME	P/CYCLE	M/CYCLE	CAR	TAXI	LGV	OGV1	OGV2	BUS/COACH	TOTAL	PCU TOTAL
1130 - 1145	0	0	36	0	4	4	0	0	44	46.00
1145 - 1200	0	0	100	0	12	8	0	0	120	124.00
1200 - 1215	0	0	84	0	8	0	0	0	92	92.00
1215 - 1230	0	0	40	0	4	0	0	0	44	44.00
Hourly Total	0	0	260	0	28	12	0	0	300	306.00
Hourly Average	0.00	0.00	65.00	0.00	7.00	3.00	0.00	0.00	75.00	76.50
1230 - 1245	0	0	44	0	12	0	0	0	56	56.00
1245 - 1300	0	4	64	0	4	0	0	0	72	69.60
1300 - 1315	0	4	72	0	16	0	0	0	92	89.60
1315 - 1330	0	0	48	0	8	0	0	0	56	56.00
Hourly Total	0	8	228	0	40	0	0	0	276	271.20
Hourly Average	0.00	2.00	57.00	0.00	10.00	0.00	0.00	0.00	69.00	67.80
1330 - 1345	0	0	48	0	12	0	0	0	60	60.00
1345 - 1400	4	0	40	0	12	0	0	0	56	52.80
1400 - 1415	0	0	16	0	8	0	0	0	24	24.00
1415 - 1430	0	0	56	8	8	0	0	0	72	72.00
Hourly Total	4	0	160	8	40	0	0	0	212	208.80
Hourly Average	1.00	0.00	40.00	2.00	10.00	0.00	0.00	0.00	53.00	52.20

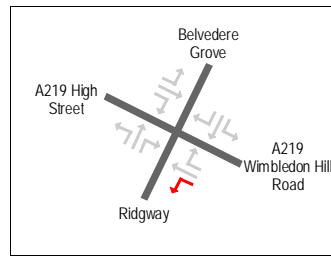
Inter Session Total	4	8	648	8	108	12	0	0	788	786.00
Inter Session Average	0.33	0.67	54.00	0.67	9.00	1.00	0.00	0.00	65.67	65.50

Movement 1.10: Left from A219 High Street to Belvedere Grove									Traffic Mix	
TIME	P/CYCLE	M/CYCLE	CAR	TAXI	LGV	OGV1	OGV2	BUS/COACH	TOTAL	PCU TOTAL
1130 - 1145	0.00	0.00	0.82	0.00	0.09	0.09	0.00	0.00	1	1.05
1145 - 1200	0.00	0.00	0.83	0.00	0.10	0.07	0.00	0.00	1	1.03
1200 - 1215	0.00	0.00	0.91	0.00	0.09	0.00	0.00	0.00	1	1.00
1215 - 1230	0.00	0.00	0.91	0.00	0.09	0.00	0.00	0.00	1	1.00
Hourly Total	0.00	0.00	3.47	0.00	0.37	0.16	0.00	0.00	4	4.08
Hourly Average	0.00	0.00	0.87	0.00	0.09	0.04	0.00	0.00	1.00	1.02
1230 - 1245	0.00	0.00	0.79	0.00	0.21	0.00	0.00	0.00	1	1.00
1245 - 1300	0.00	0.06	0.89	0.00	0.06	0.00	0.00	0.00	1	0.97
1300 - 1315	0.00	0.04	0.78	0.00	0.17	0.00	0.00	0.00	1	0.97
1315 - 1330	0.00	0.00	0.86	0.00	0.14	0.00	0.00	0.00	1	1.00
Hourly Total	0.00	0.10	3.31	0.00	0.59	0.00	0.00	0.00	4	3.94
Hourly Average	0.00	0.02	0.83	0.00	0.15	0.00	0.00	0.00	1.00	0.99
1330 - 1345	0.00	0.00	0.80	0.00	0.20	0.00	0.00	0.00	1	1.00
1345 - 1400	0.07	0.00	0.71	0.00	0.21	0.00	0.00	0.00	1	0.94
1400 - 1415	0.00	0.00	0.67	0.00	0.33	0.00	0.00	0.00	1	1.00
1415 - 1430	0.00	0.00	0.78	0.11	0.11	0.00	0.00	0.00	1	1.00
Hourly Total	0.07	0.00	2.96	0.11	0.86	0.00	0.00	0.00	4	3.94
Hourly Average	0.02	0.00	0.74	0.03	0.21	0.00	0.00	0.00	1.00	0.99

Inter Session Total	0.07	0.10	9.75	0.11	1.81	0.16	0.00	0.00	12	11.96
Inter Session Average	0.01	0.01	0.81	0.01	0.15	0.01	0.00	0.00	1.00	1.00

Site 1 of 8
Belvedere Grove
A219 Wimbledon Hill Road
Ridgeway
A219 High Street

Date
Wednesday, 13th October 2004
1500 - 1900 (PM Peak)



Movement 1.10: Left from A219 High Street to Belvedere Grove									Original Data	
TIME	P/CYCLE	M/CYCLE	CAR	TAXI	LGV	OGV1	OGV2	BUS/COACH	TOTAL	PCU TOTAL
1500 - 1515	1	0	8	0	1	0	0	0	10	9.20
1515 - 1530	0	0	7	0	2	0	0	0	9	9.00
1530 - 1545	0	0	13	1	3	0	0	0	17	17.00
1545 - 1600	0	0	7	0	2	0	0	0	9	9.00
Hourly Total	1	0	35	1	8	0	0	0	45	44.20
Hourly Average	0.25	0.00	8.75	0.25	2.00	0.00	0.00	0.00	11.25	11.05
1600 - 1615	0	0	20	0	2	0	0	0	22	22.00
1615 - 1630	0	0	8	1	1	0	0	0	10	10.00
1630 - 1645	0	0	13	0	2	0	0	0	15	15.00
1645 - 1700	0	0	10	0	0	0	0	0	10	10.00
Hourly Total	0	0	51	1	5	0	0	0	57	57.00
Hourly Average	0.00	0.00	12.75	0.25	1.25	0.00	0.00	0.00	14.25	14.25
1700 - 1715	0	0	13	0	0	1	0	1	15	16.50
1715 - 1730	0	0	8	0	1	0	0	0	9	9.00
1730 - 1745	0	0	8	0	0	0	0	0	8	8.00
1745 - 1800	0	0	4	0	1	0	0	0	5	5.00
Hourly Total	0	0	33	0	2	1	0	1	37	38.50
Hourly Average	0.00	0.00	8.25	0.00	0.50	0.25	0.00	0.25	9.25	9.63
1800 - 1815	1	0	9	0	0	0	0	0	10	9.20
1815 - 1830	0	0	3	0	0	0	0	0	3	3.00
1830 - 1845	0	0	5	0	0	0	0	0	5	5.00
1845 - 1900	0	1	6	0	0	0	0	0	7	6.40
Hourly Total	1	1	23	0	0	0	0	0	25	23.60
Hourly Average	0.25	0.25	5.75	0.00	0.00	0.00	0.00	0.00	6.25	5.90
PM Session Total	2	1	142	2	15	1	0	1	164	163.30
PM Session Average	0.13	0.06	8.88	0.13	0.94	0.06	0.00	0.06	10.25	10.21

Movement 1.10: Left from A219 High Street to Belvedere Grove									Flow in Vehicles / Hour	
TIME	P/CYCLE	M/CYCLE	CAR	TAXI	LGV	OGV1	OGV2	BUS/COACH	TOTAL	PCU TOTAL
1500 - 1515	4	0	32	0	4	0	0	0	40	36.80
1515 - 1530	0	0	28	0	8	0	0	0	36	36.00
1530 - 1545	0	0	52	4	12	0	0	0	68	68.00
1545 - 1600	0	0	28	0	8	0	0	0	36	36.00
Hourly Total	4	0	140	4	32	0	0	0	180	176.80
Hourly Average	1.00	0.00	35.00	1.00	8.00	0.00	0.00	0.00	45.00	44.20
1600 - 1615	0	0	80	0	8	0	0	0	88	88.00
1615 - 1630	0	0	32	4	4	0	0	0	40	40.00
1630 - 1645	0	0	52	0	8	0	0	0	60	60.00
1645 - 1700	0	0	40	0	0	0	0	0	40	40.00
Hourly Total	0	0	204	4	20	0	0	0	228	228.00
Hourly Average	0.00	0.00	51.00	1.00	5.00	0.00	0.00	0.00	57.00	57.00
1700 - 1715	0	0	52	0	0	4	0	4	60	66.00
1715 - 1730	0	0	32	0	4	0	0	0	36	36.00
1730 - 1745	0	0	32	0	0	0	0	0	32	32.00
1745 - 1800	0	0	16	0	4	0	0	0	20	20.00
Hourly Total	0	0	132	0	8	4	0	4	148	154.00
Hourly Average	0.00	0.00	33.00	0.00	2.00	1.00	0.00	1.00	37.00	38.50
1800 - 1815	4	0	36	0	0	0	0	0	40	36.80
1815 - 1830	0	0	12	0	0	0	0	0	12	12.00
1830 - 1845	0	0	20	0	0	0	0	0	20	20.00
1845 - 1900	0	4	24	0	0	0	0	0	28	25.60
Hourly Total	4	4	92	0	0	0	0	0	100	94.40
Hourly Average	1.00	1.00	23.00	0.00	0.00	0.00	0.00	0.00	25.00	23.60
PM Session Total	8	4	568	8	60	4	0	4	656	653.20
PM Session Average	0.50	0.25	35.50	0.50	3.75	0.25	0.00	0.25	41.00	40.83

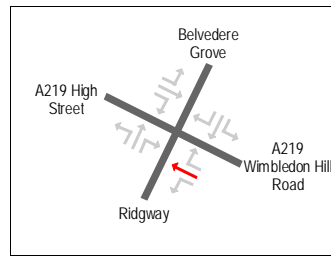
Movement 1.10: Left from A219 High Street to Belvedere Grove									Traffic Mix	
TIME	P/CYCLE	M/CYCLE	CAR	TAXI	LGV	OGV1	OGV2	BUS/COACH	TOTAL	PCU TOTAL
1500 - 1515	0.10	0.00	0.80	0.00	0.10	0.00	0.00	0.00	1	0.92
1515 - 1530	0.00	0.00	0.78	0.00	0.22	0.00	0.00	0.00	1	1.00
1530 - 1545	0.00	0.00	0.76	0.06	0.18	0.00	0.00	0.00	1	1.00
1545 - 1600	0.00	0.00	0.78	0.00	0.22	0.00	0.00	0.00	1	1.00
Hourly Total	0.10	0.00	3.12	0.06	0.72	0.00	0.00	0.00	4	3.92
Hourly Average	0.03	0.00	0.78	0.01	0.18	0.00	0.00	0.00	1.00	0.98
1600 - 1615	0.00	0.00	0.91	0.00	0.09	0.00	0.00	0.00	1	1.00
1615 - 1630	0.00	0.00	0.80	0.10	0.10	0.00	0.00	0.00	1	1.00
1630 - 1645	0.00	0.00	0.87	0.00	0.13	0.00	0.00	0.00	1	1.00
1645 - 1700	0.00	0.00	1.00	0.00	0.00	0.00	0.00	0.00	1	1.00
Hourly Total	0.00	0.00	3.58	0.10	0.32	0.00	0.00	0.00	4	4.00
Hourly Average	0.00	0.00	0.89	0.03	0.08	0.00	0.00	0.00	1.00	1.00
1700 - 1715	0.00	0.00	0.87	0.00	0.00	0.07	0.00	0.07	1	1.10
1715 - 1730	0.00	0.00	0.89	0.00	0.11	0.00	0.00	0.00	1	1.00
1730 - 1745	0.00	0.00	1.00	0.00	0.00	0.00	0.00	0.00	1	1.00
1745 - 1800	0.00	0.00	0.80	0.00	0.20	0.00	0.00	0.00	1	1.00
Hourly Total	0.00	0.00	3.56	0.00	0.31	0.07	0.00	0.07	4	4.10
Hourly Average	0.00	0.00	0.89	0.00	0.08	0.02	0.00	0.02	1.00	1.03
1800 - 1815	0.10	0.00	0.90	0.00	0.00	0.00	0.00	0.00	1	0.92
1815 - 1830	0.00	0.00	1.00	0.00	0.00	0.00	0.00	0.00	1	1.00
1830 - 1845	0.00	0.00	1.00	0.00	0.00	0.00	0.00	0.00	1	1.00
1845 - 1900	0.00	0.14	0.86	0.00	0.00	0.00	0.00	0.00	1	0.91
Hourly Total	0.10	0.14	3.76	0.00	0.00	0.00	0.00	0.00	4	3.83
Hourly Average	0.03	0.04	0.94	0.00	0.00	0.00	0.00	0.00	1.00	0.96
PM Session Total	0.20	0.14	14.01	0.16	1.36	0.07	0.00	0.07	16.00	15.85
PM Session Average	0.01	0.01	0.88	0.01	0.08	0.00	0.00	0.00	1.00	0.99

Wimbledon Town Centre Survey
Traffic Count Survey

Site 1 of 8

Belvedere Grove
A219 Wimbledon Hill Road
Ridgeway
A219 High Street

Date
Wednesday, 13th October 2004
0700 - 1000 (AM Peak)



Movement 1.11: Eastbound from A219 High Street to A219 Wimbledon Hill Road									Original Data	
TIME	P/CYCLE	M/CYCLE	CAR	TAXI	LGV	OGV1	OGV2	BUS/COACH	TOTAL	PCU TOTAL
0700 - 0715	1	1	59	0	14	3	0	4	82	86.10
0715 - 0730	2	4	76	4	9	5	0	4	104	106.50
0730 - 0745	0	2	59	3	19	5	0	3	91	95.30
0745 - 0800	1	1	89	5	14	4	0	2	116	118.60
Hourly Total	4	8	283	12	56	17	0	13	393	406.50
Hourly Average	1.00	2.00	70.75	3.00	14.00	4.25	0.00	3.25	98.25	101.63
0800 - 0815	1	2	72	4	9	4	3	3	98	104.90
0815 - 0830	3	4	80	4	6	5	1	1	104	104.00
0830 - 0845	5	2	83	7	17	4	0	2	120	118.80
0845 - 0900	2	4	87	2	8	6	2	5	116	122.60
Hourly Total	11	12	322	17	40	19	6	11	438	450.30
Hourly Average	2.75	3.00	80.50	4.25	10.00	4.75	1.50	2.75	109.50	112.58
0900 - 0915	5	5	88	4	12	3	0	3	120	117.50
0915 - 0930	3	5	68	4	12	5	2	3	102	104.70
0930 - 0945	5	2	82	5	18	5	1	5	123	126.60
0945 - 1000	2	2	65	5	13	6	0	3	96	99.20
Hourly Total	15	14	303	18	55	19	3	14	441	448.00
Hourly Average	3.75	3.50	75.75	4.50	13.75	4.75	0.75	3.50	110.25	112.00

AM Session Total	30	34	908	47	151	55	9	38	1272	1304.80
AM Session Average	2.50	2.83	75.67	3.92	12.58	4.58	0.75	3.17	106.00	108.73

Movement 1.11: Eastbound from A219 High Street to A219 Wimbledon Hill Road									Flow in Vehicles / Hour	
TIME	P/CYCLE	M/CYCLE	CAR	TAXI	LGV	OGV1	OGV2	BUS/COACH	TOTAL	PCU TOTAL
0700 - 0715	4	4	236	0	56	12	0	16	328	344.40
0715 - 0730	8	16	304	16	36	20	0	16	416	426.00
0730 - 0745	0	8	236	12	76	20	0	12	364	381.20
0745 - 0800	4	4	356	20	56	16	0	8	464	474.40
Hourly Total	16	32	1132	48	224	68	0	52	1572	1626.00
Hourly Average	4.00	8.00	283.00	12.00	56.00	17.00	0.00	13.00	393.00	406.50
0800 - 0815	4	8	288	16	36	16	12	12	392	419.60
0815 - 0830	12	16	320	16	24	20	4	4	416	416.00
0830 - 0845	20	8	332	28	68	16	0	8	480	475.20
0845 - 0900	8	16	348	8	32	24	8	20	464	490.40
Hourly Total	44	48	1288	68	160	76	24	44	1752	1801.20
Hourly Average	11.00	12.00	322.00	17.00	40.00	19.00	6.00	11.00	438.00	450.30
0900 - 0915	20	20	352	16	48	12	0	12	480	470.00
0915 - 0930	12	20	272	16	48	20	8	12	408	418.80
0930 - 0945	20	8	328	20	72	20	4	20	492	506.40
0945 - 1000	8	8	260	20	52	24	0	12	384	396.80
Hourly Total	60	56	1212	72	220	76	12	56	1764	1792.00
Hourly Average	15.00	14.00	303.00	18.00	55.00	19.00	3.00	14.00	441.00	448.00

AM Session Total	120	136	3632	188	604	220	36	152	5088	5219.20
AM Session Average	10.00	11.33	302.67	15.67	50.33	18.33	3.00	12.67	424.00	434.93

Movement 1.11: Eastbound from A219 High Street to A219 Wimbledon Hill Road									Traffic Mix	
TIME	P/CYCLE	M/CYCLE	CAR	TAXI	LGV	OGV1	OGV2	BUS/COACH	TOTAL	PCU TOTAL
0700 - 0715	0.01	0.01	0.72	0.00	0.17	0.04	0.00	0.05	1	1.05
0715 - 0730	0.02	0.04	0.73	0.04	0.09	0.05	0.00	0.04	1	1.02
0730 - 0745	0.00	0.02	0.65	0.03	0.21	0.05	0.00	0.03	1	1.05
0745 - 0800	0.01	0.01	0.77	0.04	0.12	0.03	0.00	0.02	1	1.02
Hourly Total	0.04	0.08	2.87	0.11	0.59	0.17	0.00	0.14	4	4.14
Hourly Average	0.01	0.02	0.72	0.03	0.15	0.04	0.00	0.03	1.00	1.04
0800 - 0815	0.01	0.02	0.73	0.04	0.09	0.04	0.03	0.03	1	1.07
0815 - 0830	0.03	0.04	0.77	0.04	0.06	0.05	0.01	0.01	1	1.00
0830 - 0845	0.04	0.02	0.69	0.06	0.14	0.03	0.00	0.02	1	0.99
0845 - 0900	0.02	0.03	0.75	0.02	0.07	0.05	0.02	0.04	1	1.06
Hourly Total	0.10	0.11	2.95	0.15	0.36	0.17	0.06	0.10	4	4.12
Hourly Average	0.02	0.03	0.74	0.04	0.09	0.04	0.01	0.02	1.00	1.03
0900 - 0915	0.04	0.04	0.73	0.03	0.10	0.03	0.00	0.03	1	0.98
0915 - 0930	0.03	0.05	0.67	0.04	0.12	0.05	0.02	0.03	1	1.03
0930 - 0945	0.04	0.02	0.67	0.04	0.15	0.04	0.01	0.04	1	1.03
0945 - 1000	0.02	0.02	0.68	0.05	0.14	0.06	0.00	0.03	1	1.03
Hourly Total	0.13	0.13	2.74	0.17	0.50	0.18	0.03	0.13	4	4.07
Hourly Average	0.03	0.03	0.69	0.04	0.12	0.04	0.01	0.03	1.00	1.02

AM Session Total	0.27	0.32	8.56	0.43	1.45	0.53	0.09	0.36	12	12.33
AM Session Average	0.02	0.03	0.71	0.04	0.12	0.04	0.01	0.03	1.00	1.03

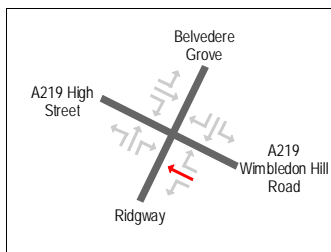
Wimbledon Town Centre Survey
Traffic Count Survey

Site 1 of 8

Belvedere Grove
A219 Wimbledon Hill Road
Ridgeway
A219 High Street

Date

Wednesday, 13th October 2004
1130 - 1430 (Inler Peak)



Movement 1.11: Eastbound from A219 High Street to A219 Wimbledon Hill Road									Original Data	
TIME	P/CYCLE	M/CYCLE	CAR	TAXI	LGV	OGV1	OGV2	BUS/COACH	TOTAL	PCU TOTAL
1130 - 1145	0	3	70	4	24	6	0	1	108	110.20
1145 - 1200	2	2	72	3	30	5	1	3	118	122.00
1200 - 1215	1	4	76	4	18	4	0	6	113	117.80
1215 - 1230	2	2	65	3	32	5	0	3	112	114.70
Hourly Total	5	11	283	14	104	20	1	13	451	464.70
Hourly Average	1.25	2.75	70.75	3.50	26.00	5.00	0.25	3.25	112.75	116.18
1230 - 1245	2	3	53	6	31	5	0	2	102	103.10
1245 - 1300	1	0	75	5	19	10	1	4	115	124.50
1300 - 1315	3	3	57	7	21	4	1	2	98	99.10
1315 - 1330	1	1	85	3	26	2	2	3	123	128.20
Hourly Total	7	7	270	21	97	21	4	11	438	454.90
Hourly Average	1.75	1.75	67.50	5.25	24.25	5.25	1.00	2.75	109.50	113.73
1330 - 1345	1	5	76	1	19	2	2	2	108	109.80
1345 - 1400	2	5	55	3	19	9	0	4	97	100.90
1400 - 1415	0	0	62	2	14	6	1	1	86	91.30
1415 - 1430	1	4	76	3	29	7	0	4	124	128.30
Hourly Total	4	14	269	9	81	24	3	11	415	430.30
Hourly Average	1.00	3.50	67.25	2.25	20.25	6.00	0.75	2.75	103.75	107.58

Inter Session Total	16	32	822	44	282	65	8	35	1304	1349.90
Inter Session Average	1.33	2.67	68.50	3.67	23.50	5.42	0.67	2.92	108.67	112.49

Movement 1.11: Eastbound from A219 High Street to A219 Wimbledon Hill Road									Flow in Vehicles / Hour	
TIME	P/CYCLE	M/CYCLE	CAR	TAXI	LGV	OGV1	OGV2	BUS/COACH	TOTAL	PCU TOTAL
1130 - 1145	0	12	280	16	96	24	0	4	432	440.80
1145 - 1200	8	8	288	12	120	20	4	12	472	488.00
1200 - 1215	4	16	304	16	72	16	0	24	452	471.20
1215 - 1230	8	8	260	12	128	20	0	12	448	458.80
Hourly Total	20	44	1132	56	416	80	4	52	1804	1858.80
Hourly Average	5.00	11.00	283.00	14.00	104.00	20.00	1.00	13.00	451.00	464.70
1230 - 1245	8	12	212	24	124	20	0	8	408	412.40
1245 - 1300	4	0	300	20	76	40	4	16	460	498.00
1300 - 1315	12	12	228	28	84	16	4	8	392	396.40
1315 - 1330	4	4	340	12	104	8	8	12	492	512.80
Hourly Total	28	28	1080	84	388	84	16	44	1752	1819.60
Hourly Average	7.00	7.00	270.00	21.00	97.00	21.00	4.00	11.00	438.00	454.90
1330 - 1345	4	20	304	4	76	8	8	8	432	439.20
1345 - 1400	8	20	220	12	76	36	0	16	388	403.60
1400 - 1415	0	0	248	8	56	24	4	4	344	365.20
1415 - 1430	4	16	304	12	116	28	0	16	496	513.20
Hourly Total	16	56	1076	36	324	96	12	44	1660	1721.20
Hourly Average	4.00	14.00	269.00	9.00	81.00	24.00	3.00	11.00	415.00	430.30

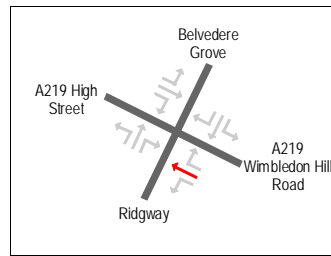
Inter Session Total	64	128	3288	176	1128	260	32	140	5216	5399.60
Inter Session Average	5.33	10.67	274.00	14.67	94.00	21.67	2.67	11.67	434.67	449.97

Movement 1.11: Eastbound from A219 High Street to A219 Wimbledon Hill Road									Traffic Mix	
TIME	P/CYCLE	M/CYCLE	CAR	TAXI	LGV	OGV1	OGV2	BUS/COACH	TOTAL	PCU TOTAL
1130 - 1145	0.00	0.03	0.65	0.04	0.22	0.06	0.00	0.01	1	1.02
1145 - 1200	0.02	0.02	0.61	0.03	0.25	0.04	0.01	0.03	1	1.03
1200 - 1215	0.01	0.04	0.67	0.04	0.16	0.04	0.00	0.05	1	1.04
1215 - 1230	0.02	0.02	0.58	0.03	0.29	0.04	0.00	0.03	1	1.02
Hourly Total	0.04	0.10	2.51	0.12	0.92	0.18	0.01	0.11	4	4.12
Hourly Average	0.01	0.02	0.63	0.03	0.23	0.04	0.00	0.03	1.00	1.03
1230 - 1245	0.02	0.03	0.52	0.06	0.30	0.05	0.00	0.02	1	1.01
1245 - 1300	0.01	0.00	0.65	0.04	0.17	0.09	0.01	0.03	1	1.08
1300 - 1315	0.03	0.03	0.58	0.07	0.21	0.04	0.01	0.02	1	1.01
1315 - 1330	0.01	0.01	0.69	0.02	0.21	0.02	0.02	0.02	1	1.04
Hourly Total	0.07	0.07	2.44	0.20	0.89	0.19	0.04	0.10	4	4.15
Hourly Average	0.02	0.02	0.61	0.05	0.22	0.05	0.01	0.02	1.00	1.04
1330 - 1345	0.01	0.05	0.70	0.01	0.18	0.02	0.02	0.02	1	1.02
1345 - 1400	0.02	0.05	0.57	0.03	0.20	0.09	0.00	0.04	1	1.04
1400 - 1415	0.00	0.00	0.72	0.02	0.16	0.07	0.01	0.01	1	1.06
1415 - 1430	0.01	0.03	0.61	0.02	0.23	0.06	0.00	0.03	1	1.03
Hourly Total	0.04	0.13	2.60	0.09	0.77	0.24	0.03	0.10	4	4.15
Hourly Average	0.01	0.03	0.65	0.02	0.19	0.06	0.01	0.03	1.00	1.04

Inter Session Total	0.15	0.30	7.56	0.41	2.58	0.61	0.07	0.32	12	12.42
Inter Session Average	0.01	0.02	0.63	0.03	0.22	0.05	0.01	0.03	1.00	1.04

Site 1 of 8
Belvedere Grove
A219 Wimbledon Hill Road
Ridgeway
A219 High Street

Date
Wednesday, 13th October 2004
1500 - 1900 (PM Peak)



Movement 1.11: Eastbound from A219 High Street to A219 Wimbledon Hill Road									Original Data	
TIME	P/CYCLE	M/CYCLE	CAR	TAXI	LGV	OGV1	OGV2	BUS/COACH	TOTAL	PCU TOTAL
1500 - 1515	2	4	83	4	15	4	0	5	117	120.00
1515 - 1530	0	3	66	4	11	2	0	3	89	91.20
1530 - 1545	1	5	42	3	10	4	0	1	66	65.20
1545 - 1600	5	2	26	5	11	1	0	2	52	49.30
Hourly Total	8	14	217	16	47	11	0	11	324	325.70
Hourly Average	2.00	3.50	54.25	4.00	11.75	2.75	0.00	2.75	81.00	81.43
1600 - 1615	4	1	70	8	17	2	1	4	107	109.50
1615 - 1630	1	9	67	3	14	2	0	3	99	96.80
1630 - 1645	3	6	79	4	19	3	0	6	120	121.50
1645 - 1700	2	7	76	6	27	5	0	1	124	121.70
Hourly Total	10	23	292	21	77	12	1	14	450	449.50
Hourly Average	2.50	5.75	73.00	5.25	19.25	3.00	0.25	3.50	112.50	112.38
1700 - 1715	2	5	69	4	13	2	1	3	99	99.70
1715 - 1730	1	11	77	5	12	1	1	6	114	114.40
1730 - 1745	0	2	72	7	10	0	0	1	92	91.80
1745 - 1800	2	10	76	5	8	2	0	5	108	106.40
Hourly Total	5	28	294	21	43	5	2	15	413	412.30
Hourly Average	1.25	7.00	73.50	5.25	10.75	1.25	0.50	3.75	103.25	103.08
1800 - 1815	6	12	89	5	13	1	0	4	130	122.50
1815 - 1830	3	10	88	8	11	2	0	2	124	118.60
1830 - 1845	6	9	79	8	10	1	0	2	115	107.30
1845 - 1900	3	7	91	10	8	1	1	4	125	124.20
Hourly Total	18	38	347	31	42	5	1	12	494	472.60
Hourly Average	4.50	9.50	86.75	7.75	10.50	1.25	0.25	3.00	123.50	118.15
PM Session Total	41	103	1150	89	209	33	4	52	1681	1660.10
PM Session Average	2.56	6.44	71.88	5.56	13.06	2.06	0.25	3.25	105.06	103.76

Movement 1.11: Eastbound from A219 High Street to A219 Wimbledon Hill Road									Flow in Vehicles / Hour	
TIME	P/CYCLE	M/CYCLE	CAR	TAXI	LGV	OGV1	OGV2	BUS/COACH	TOTAL	PCU TOTAL
1500 - 1515	8	16	332	16	60	16	0	20	468	480.00
1515 - 1530	0	12	264	16	44	8	0	12	356	364.80
1530 - 1545	4	20	168	12	40	16	0	4	264	260.80
1545 - 1600	20	8	104	20	44	4	0	8	208	197.20
Hourly Total	32	56	868	64	188	44	0	44	1296	1302.80
Hourly Average	8.00	14.00	217.00	16.00	47.00	11.00	0.00	11.00	324.00	325.70
1600 - 1615	16	4	280	32	68	8	4	16	428	438.00
1615 - 1630	4	36	268	12	56	8	0	12	396	387.20
1630 - 1645	12	24	316	16	76	12	0	24	480	486.00
1645 - 1700	8	28	304	24	108	20	0	4	496	486.80
Hourly Total	40	92	1168	84	308	48	4	56	1800	1798.00
Hourly Average	10.00	23.00	292.00	21.00	77.00	12.00	1.00	14.00	450.00	449.50
1700 - 1715	8	20	276	16	52	8	4	12	396	398.80
1715 - 1730	4	44	308	20	48	4	4	24	456	457.60
1730 - 1745	0	8	288	28	40	0	0	4	368	367.20
1745 - 1800	8	40	304	20	32	8	0	20	432	425.60
Hourly Total	20	112	1176	84	172	20	8	60	1652	1649.20
Hourly Average	5.00	28.00	294.00	21.00	43.00	5.00	2.00	15.00	413.00	412.30
1800 - 1815	24	48	356	20	52	4	0	16	520	490.00
1815 - 1830	12	40	352	32	44	8	0	8	496	474.40
1830 - 1845	24	36	316	32	40	4	0	8	460	429.20
1845 - 1900	12	28	364	40	32	4	4	16	500	496.80
Hourly Total	72	152	1388	124	168	20	4	48	1976	1890.40
Hourly Average	18.00	38.00	347.00	31.00	42.00	5.00	1.00	12.00	494.00	472.60
PM Session Total	164	412	4600	356	836	132	16	208	6724	6640.40
PM Session Average	10.25	25.75	287.50	22.25	52.25	8.25	1.00	13.00	420.25	415.03

Movement 1.11: Eastbound from A219 High Street to A219 Wimbledon Hill Road									Traffic Mix	
TIME	P/CYCLE	M/CYCLE	CAR	TAXI	LGV	OGV1	OGV2	BUS/COACH	TOTAL	PCU TOTAL
1500 - 1515	0.02	0.03	0.71	0.03	0.13	0.03	0.00	0.04	1	1.03
1515 - 1530	0.00	0.03	0.74	0.04	0.12	0.02	0.00	0.03	1	1.02
1530 - 1545	0.02	0.08	0.64	0.05	0.15	0.06	0.00	0.02	1	0.99
1545 - 1600	0.10	0.04	0.50	0.10	0.21	0.02	0.00	0.04	1	0.95
Hourly Total	0.13	0.18	2.59	0.22	0.61	0.14	0.00	0.13	4	3.99
Hourly Average	0.03	0.05	0.65	0.06	0.15	0.03	0.00	0.03	1.00	1.00
1600 - 1615	0.04	0.01	0.65	0.07	0.16	0.02	0.01	0.04	1	1.02
1615 - 1630	0.01	0.09	0.68	0.03	0.14	0.02	0.00	0.03	1	0.98
1630 - 1645	0.03	0.05	0.66	0.03	0.16	0.03	0.00	0.05	1	1.01
1645 - 1700	0.02	0.06	0.61	0.05	0.22	0.04	0.00	0.01	1	0.98
Hourly Total	0.09	0.21	2.60	0.19	0.68	0.10	0.01	0.13	4	4.00
Hourly Average	0.02	0.05	0.65	0.05	0.17	0.03	0.00	0.03	1.00	1.00
1700 - 1715	0.02	0.05	0.70	0.04	0.13	0.02	0.01	0.03	1	1.01
1715 - 1730	0.01	0.10	0.68	0.04	0.11	0.01	0.01	0.05	1	1.00
1730 - 1745	0.00	0.02	0.78	0.08	0.11	0.00	0.00	0.01	1	1.00
1745 - 1800	0.02	0.09	0.70	0.05	0.07	0.02	0.00	0.05	1	0.99
Hourly Total	0.05	0.26	2.86	0.21	0.42	0.05	0.02	0.14	4	3.99
Hourly Average	0.01	0.07	0.71	0.05	0.10	0.01	0.00	0.04	1.00	1.00
1800 - 1815	0.05	0.09	0.68	0.04	0.10	0.01	0.00	0.03	1	0.94
1815 - 1830	0.02	0.08	0.71	0.06	0.09	0.02	0.00	0.02	1	0.96
1830 - 1845	0.05	0.08	0.69	0.07	0.09	0.01	0.00	0.02	1	0.93
1845 - 1900	0.02	0.06	0.73	0.08	0.06	0.01	0.01	0.03	1	0.99
Hourly Total	0.15	0.31	2.81	0.25	0.34	0.04	0.01	0.10	4	3.83
Hourly Average	0.04	0.08	0.70	0.06	0.08	0.01	0.00	0.02	1.00	0.96
PM Session Total	0.41	0.96	10.86	0.87	2.05	0.33	0.04	0.49	16.00	15.80
PM Session Average	0.03	0.06	0.68	0.05	0.13	0.02	0.00	0.03	1.00	0.99

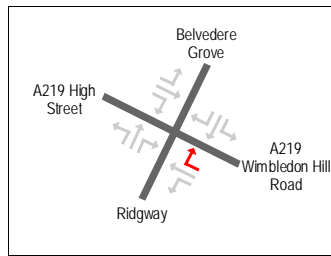
Wimbledon Town Centre Survey
Traffic Count Survey

Site 1 of 8

Belvedere Grove
A219 Wimbledon Hill Road
Ridgeway
A219 High Street

Date

Wednesday, 13th October 2004
0700 - 1000 (AM Peak)



Movement 1.12: Right from A219 High Street to Ridgeway									Original Data	
TIME	P/CYCLE	M/CYCLE	CAR	TAXI	LGV	OGV1	OGV2	BUS/COACH	TOTAL	PCU TOTAL
0700 - 0715	0	0	8	0	3	1	1	0	13	14.80
0715 - 0730	0	0	16	0	1	1	0	1	19	20.50
0730 - 0745	1	1	11	0	1	2	0	0	16	15.60
0745 - 0800	0	2	28	0	7	2	0	2	41	42.80
Hourly Total	1	3	63	0	12	6	1	3	89	93.70
Hourly Average	0.25	0.75	15.75	0.00	3.00	1.50	0.25	0.75	22.25	23.43
0800 - 0815	0	1	41	0	1	0	0	2	45	46.40
0815 - 0830	0	0	38	0	3	2	0	0	43	44.00
0830 - 0845	1	0	31	0	3	1	0	0	36	35.70
0845 - 0900	0	2	18	0	3	1	0	0	24	23.30
Hourly Total	1	3	128	0	10	4	0	2	148	149.40
Hourly Average	0.25	0.75	32.00	0.00	2.50	1.00	0.00	0.50	37.00	37.35
0900 - 0915	1	1	36	0	3	0	0	0	41	39.60
0915 - 0930	0	0	32	0	5	2	0	0	39	40.00
0930 - 0945	0	0	22	0	6	4	0	0	32	34.00
0945 - 1000	0	1	27	0	3	2	0	0	33	33.40
Hourly Total	1	2	117	0	17	8	0	0	145	147.00
Hourly Average	0.25	0.50	29.25	0.00	4.25	2.00	0.00	0.00	36.25	36.75
AM Session Total	3	8	308	0	39	18	1	5	382	390.10
AM Session Average	0.25	0.67	25.67	0.00	3.25	1.50	0.08	0.42	31.83	32.51

Movement 1.12: Right from A219 High Street to Ridgeway									Flow in Vehicles / Hour	
TIME	P/CYCLE	M/CYCLE	CAR	TAXI	LGV	OGV1	OGV2	BUS/COACH	TOTAL	PCU TOTAL
0700 - 0715	0	0	32	0	12	4	4	0	52	59.20
0715 - 0730	0	0	64	0	4	4	0	4	76	82.00
0730 - 0745	4	4	44	0	4	8	0	0	64	62.40
0745 - 0800	0	8	112	0	28	8	0	8	164	171.20
Hourly Total	4	12	252	0	48	24	4	12	356	374.80
Hourly Average	1.00	3.00	63.00	0.00	12.00	6.00	1.00	3.00	89.00	93.70
0800 - 0815	0	4	164	0	4	0	0	8	180	185.60
0815 - 0830	0	0	152	0	12	8	0	0	172	176.00
0830 - 0845	4	0	124	0	12	4	0	0	144	142.80
0845 - 0900	0	8	72	0	12	4	0	0	96	93.20
Hourly Total	4	12	512	0	40	16	0	8	592	597.60
Hourly Average	1.00	3.00	128.00	0.00	10.00	4.00	0.00	2.00	148.00	149.40
0900 - 0915	4	4	144	0	12	0	0	0	164	158.40
0915 - 0930	0	0	128	0	20	8	0	0	156	160.00
0930 - 0945	0	0	88	0	24	16	0	0	128	136.00
0945 - 1000	0	4	108	0	12	8	0	0	132	133.60
Hourly Total	4	8	468	0	68	32	0	0	580	588.00
Hourly Average	1.00	2.00	117.00	0.00	17.00	8.00	0.00	0.00	145.00	147.00
AM Session Total	12	32	1232	0	156	72	4	20	1528	1560.40
AM Session Average	1.00	2.67	102.67	0.00	13.00	6.00	0.33	1.67	127.33	130.03

Movement 1.12: Right from A219 High Street to Ridgeway									Traffic Mix	
TIME	P/CYCLE	M/CYCLE	CAR	TAXI	LGV	OGV1	OGV2	BUS/COACH	TOTAL	PCU TOTAL
0700 - 0715	0.00	0.00	0.62	0.00	0.23	0.08	0.08	0.00	1	1.14
0715 - 0730	0.00	0.00	0.84	0.00	0.05	0.05	0.00	0.05	1	1.08
0730 - 0745	0.06	0.06	0.69	0.00	0.06	0.13	0.00	0.00	1	0.98
0745 - 0800	0.00	0.05	0.68	0.00	0.17	0.05	0.00	0.05	1	1.04
Hourly Total	0.06	0.11	2.83	0.00	0.52	0.30	0.08	0.10	4	4.24
Hourly Average	0.02	0.03	0.71	0.00	0.13	0.08	0.02	0.03	1.00	1.06
0800 - 0815	0.00	0.02	0.91	0.00	0.02	0.00	0.00	0.04	1	1.03
0815 - 0830	0.00	0.00	0.88	0.00	0.07	0.05	0.00	0.00	1	1.02
0830 - 0845	0.03	0.00	0.86	0.00	0.08	0.03	0.00	0.00	1	0.99
0845 - 0900	0.00	0.08	0.75	0.00	0.13	0.04	0.00	0.00	1	0.97
Hourly Total	0.03	0.11	3.41	0.00	0.30	0.12	0.00	0.04	4	4.02
Hourly Average	0.01	0.03	0.85	0.00	0.08	0.03	0.00	0.01	1.00	1.00
0900 - 0915	0.02	0.02	0.88	0.00	0.07	0.00	0.00	0.00	1	0.97
0915 - 0930	0.00	0.00	0.82	0.00	0.13	0.05	0.00	0.00	1	1.03
0930 - 0945	0.00	0.00	0.69	0.00	0.19	0.13	0.00	0.00	1	1.06
0945 - 1000	0.00	0.03	0.82	0.00	0.09	0.06	0.00	0.00	1	1.01
Hourly Total	0.02	0.05	3.20	0.00	0.48	0.24	0.00	0.00	4	4.07
Hourly Average	0.01	0.01	0.80	0.00	0.12	0.06	0.00	0.00	1.00	1.02
AM Session Total	0.11	0.27	9.44	0.00	1.30	0.66	0.08	0.15	12	12.32
AM Session Average	0.01	0.02	0.79	0.00	0.11	0.05	0.01	0.01	1.00	1.03

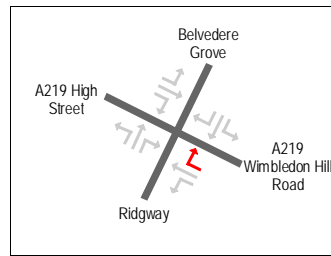
Wimbledon Town Centre Survey
Traffic Count Survey

Site 1 of 8

Belvedere Grove
A219 Wimbledon Hill Road
Ridgeway
A219 High Street

Date

Wednesday, 13th October 2004
1130 - 1430 (Inler Peak)



Movement 1.12: Right from A219 High Street to Ridgeway									Original Data	
TIME	P/CYCLE	M/CYCLE	CAR	TAXI	LGV	OGV1	OGV2	BUS/COACH	TOTAL	PCU TOTAL
1130 - 1145	0	0	28	0	6	2	1	1	38	41.30
1145 - 1200	0	0	31	1	5	0	0	0	37	37.00
1200 - 1215	0	1	23	0	5	2	0	0	31	31.40
1215 - 1230	0	0	33	1	9	3	0	1	47	49.50
Hourly Total	0	1	115	2	25	7	1	2	153	159.20
Hourly Average	0.00	0.25	28.75	0.50	6.25	1.75	0.25	0.50	38.25	39.80
1230 - 1245	0	0	37	0	6	1	0	0	44	44.50
1245 - 1300	2	4	30	2	8	2	0	0	48	45.00
1300 - 1315	0	0	27	0	7	0	0	0	34	34.00
1315 - 1330	0	0	20	0	8	3	0	0	31	32.50
Hourly Total	2	4	114	2	29	6	0	0	157	156.00
Hourly Average	0.50	1.00	28.50	0.50	7.25	1.50	0.00	0.00	39.25	39.00
1330 - 1345	0	0	19	0	8	2	0	0	29	30.00
1345 - 1400	1	1	19	0	4	3	1	0	29	30.40
1400 - 1415	0	1	35	0	5	1	0	0	42	41.90
1415 - 1430	0	0	24	0	6	4	0	0	34	36.00
Hourly Total	1	2	97	0	23	10	1	0	134	138.30
Hourly Average	0.25	0.50	24.25	0.00	5.75	2.50	0.25	0.00	33.50	34.58

Inter Session Total	3	7	326	4	77	23	2	2	444	453.50
Inter Session Average	0.25	0.58	27.17	0.33	6.42	1.92	0.17	0.17	37.00	37.79

Movement 1.12: Right from A219 High Street to Ridgeway									Flow in Vehicles / Hour	
TIME	P/CYCLE	M/CYCLE	CAR	TAXI	LGV	OGV1	OGV2	BUS/COACH	TOTAL	PCU TOTAL
1130 - 1145	0	0	112	0	24	8	4	4	152	165.20
1145 - 1200	0	0	124	4	20	0	0	0	148	148.00
1200 - 1215	0	4	92	0	20	8	0	0	124	125.60
1215 - 1230	0	0	132	4	36	12	0	4	188	198.00
Hourly Total	0	4	460	8	100	28	4	8	612	636.80
Hourly Average	0.00	1.00	115.00	2.00	25.00	7.00	1.00	2.00	153.00	159.20
1230 - 1245	0	0	148	0	24	4	0	0	176	178.00
1245 - 1300	8	16	120	8	32	8	0	0	192	180.00
1300 - 1315	0	0	108	0	28	0	0	0	136	136.00
1315 - 1330	0	0	80	0	32	12	0	0	124	130.00
Hourly Total	8	16	456	8	116	24	0	0	628	624.00
Hourly Average	2.00	4.00	114.00	2.00	29.00	6.00	0.00	0.00	157.00	156.00
1330 - 1345	0	0	76	0	32	8	0	0	116	120.00
1345 - 1400	4	4	76	0	16	12	4	0	116	121.60
1400 - 1415	0	4	140	0	20	4	0	0	168	167.60
1415 - 1430	0	0	96	0	24	16	0	0	136	144.00
Hourly Total	4	8	388	0	92	40	4	0	536	553.20
Hourly Average	1.00	2.00	97.00	0.00	23.00	10.00	1.00	0.00	134.00	138.30

Inter Session Total	12	28	1304	16	308	92	8	8	1776	1814.00
Inter Session Average	1.00	2.33	108.67	1.33	25.67	7.67	0.67	0.67	148.00	151.17

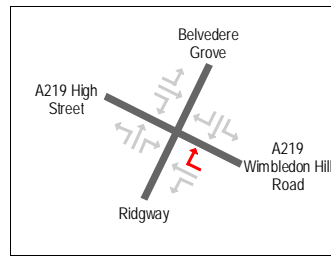
Movement 1.12: Right from A219 High Street to Ridgeway									Traffic Mix	
TIME	P/CYCLE	M/CYCLE	CAR	TAXI	LGV	OGV1	OGV2	BUS/COACH	TOTAL	PCU TOTAL
1130 - 1145	0.00	0.00	0.74	0.00	0.16	0.05	0.03	0.03	1	1.09
1145 - 1200	0.00	0.00	0.84	0.03	0.14	0.00	0.00	0.00	1	1.00
1200 - 1215	0.00	0.03	0.74	0.00	0.16	0.06	0.00	0.00	1	1.01
1215 - 1230	0.00	0.00	0.70	0.02	0.19	0.06	0.00	0.02	1	1.05
Hourly Total	0.00	0.03	3.02	0.05	0.65	0.18	0.03	0.05	4	4.15
Hourly Average	0.00	0.01	0.75	0.01	0.16	0.05	0.01	0.01	1.00	1.04
1230 - 1245	0.00	0.00	0.84	0.00	0.14	0.02	0.00	0.00	1	1.01
1245 - 1300	0.04	0.08	0.63	0.04	0.17	0.04	0.00	0.00	1	0.94
1300 - 1315	0.00	0.00	0.79	0.00	0.21	0.00	0.00	0.00	1	1.00
1315 - 1330	0.00	0.00	0.65	0.00	0.26	0.10	0.00	0.00	1	1.05
Hourly Total	0.04	0.08	2.91	0.04	0.77	0.16	0.00	0.00	4	4.00
Hourly Average	0.01	0.02	0.73	0.01	0.19	0.04	0.00	0.00	1.00	1.00
1330 - 1345	0.00	0.00	0.66	0.00	0.28	0.07	0.00	0.00	1	1.03
1345 - 1400	0.03	0.03	0.66	0.00	0.14	0.10	0.03	0.00	1	1.05
1400 - 1415	0.00	0.02	0.83	0.00	0.12	0.02	0.00	0.00	1	1.00
1415 - 1430	0.00	0.00	0.71	0.00	0.18	0.12	0.00	0.00	1	1.06
Hourly Total	0.03	0.06	2.85	0.00	0.71	0.31	0.03	0.00	4	4.14
Hourly Average	0.01	0.01	0.71	0.00	0.18	0.08	0.01	0.00	1.00	1.03

Inter Session Total	0.08	0.17	8.77	0.09	2.12	0.66	0.06	0.05	12	12.29
Inter Session Average	0.01	0.01	0.73	0.01	0.18	0.05	0.01	0.00	1.00	1.02

Wimbledon Town Centre Survey
Traffic Count Survey

Site 1 of 8
Belvedere Grove
A219 Wimbledon Hill Road
Ridgeway
A219 High Street

Date
Wednesday, 13th October 2004
1500 - 1900 (PM Peak)



Movement 1.12: Right from A219 High Street to Ridgeway									Original Data	
TIME	P/CYCLE	M/CYCLE	CAR	TAXI	LGV	OGV1	OGV2	BUS/COACH	TOTAL	PCU TOTAL
1500 - 1515	0	3	38	1	3	2	0	0	47	46.20
1515 - 1530	1	0	28	2	6	1	0	0	38	37.70
1530 - 1545	0	1	41	1	8	0	0	0	51	50.40
1545 - 1600	0	1	47	3	8	1	0	0	60	59.90
Hourly Total	1	5	154	7	25	4	0	0	196	194.20
Hourly Average	0.25	1.25	38.50	1.75	6.25	1.00	0.00	0.00	49.00	48.55
1600 - 1615	1	0	33	3	8	1	0	1	47	47.70
1615 - 1630	0	1	37	1	7	1	0	1	48	48.90
1630 - 1645	0	1	40	1	6	0	0	1	49	49.40
1645 - 1700	0	0	45	0	11	1	0	0	57	57.50
Hourly Total	1	2	155	5	32	3	0	3	201	203.50
Hourly Average	0.25	0.50	38.75	1.25	8.00	0.75	0.00	0.75	50.25	50.88
1700 - 1715	0	0	43	1	12	1	0	0	57	57.50
1715 - 1730	0	1	56	0	6	0	0	0	63	62.40
1730 - 1745	0	4	49	1	6	0	0	0	60	57.60
1745 - 1800	1	2	40	0	5	1	0	0	49	47.50
Hourly Total	1	7	188	2	29	2	0	0	229	225.00
Hourly Average	0.25	1.75	47.00	0.50	7.25	0.50	0.00	0.00	57.25	56.25
1800 - 1815	2	5	41	0	2	0	0	0	50	45.40
1815 - 1830	0	4	47	0	2	0	0	0	53	50.60
1830 - 1845	1	2	4	1	2	0	0	0	10	8.00
1845 - 1900	0	1	29	0	1	0	0	0	31	30.40
Hourly Total	3	12	121	1	7	0	0	0	144	134.40
Hourly Average	0.75	3.00	30.25	0.25	1.75	0.00	0.00	0.00	36.00	33.60
PM Session Total	6	26	618	15	93	9	0	3	770	757.10
PM Session Average	0.38	1.63	38.63	0.94	5.81	0.56	0.00	0.19	48.13	47.32

Movement 1.12: Right from A219 High Street to Ridgeway									Flow in Vehicles / Hour	
TIME	P/CYCLE	M/CYCLE	CAR	TAXI	LGV	OGV1	OGV2	BUS/COACH	TOTAL	PCU TOTAL
1500 - 1515	0	12	152	4	12	8	0	0	188	184.80
1515 - 1530	4	0	112	8	24	4	0	0	152	150.80
1530 - 1545	0	4	164	4	32	0	0	0	204	201.60
1545 - 1600	0	4	188	12	32	4	0	0	240	239.60
Hourly Total	4	20	616	28	100	16	0	0	784	776.80
Hourly Average	1.00	5.00	154.00	7.00	25.00	4.00	0.00	0.00	196.00	194.20
1600 - 1615	4	0	132	12	32	4	0	4	188	190.80
1615 - 1630	0	4	148	4	28	4	0	4	192	195.60
1630 - 1645	0	4	160	4	24	0	0	4	196	197.60
1645 - 1700	0	0	180	0	44	4	0	0	228	230.00
Hourly Total	4	8	620	20	128	12	0	12	804	814.00
Hourly Average	1.00	2.00	155.00	5.00	32.00	3.00	0.00	3.00	201.00	203.50
1700 - 1715	0	0	172	4	48	4	0	0	228	230.00
1715 - 1730	0	4	224	0	24	0	0	0	252	249.60
1730 - 1745	0	16	196	4	24	0	0	0	240	230.40
1745 - 1800	4	8	160	0	20	4	0	0	196	190.00
Hourly Total	4	28	752	8	116	8	0	0	916	900.00
Hourly Average	1.00	7.00	188.00	2.00	29.00	2.00	0.00	0.00	229.00	225.00
1800 - 1815	8	20	164	0	8	0	0	0	200	181.60
1815 - 1830	0	16	188	0	8	0	0	0	212	202.40
1830 - 1845	4	8	16	4	8	0	0	0	40	32.00
1845 - 1900	0	4	116	0	4	0	0	0	124	121.60
Hourly Total	12	48	484	4	28	0	0	0	576	537.60
Hourly Average	3.00	12.00	121.00	1.00	7.00	0.00	0.00	0.00	144.00	134.40
PM Session Total	24	104	2472	60	372	36	0	12	3080	3028.40
PM Session Average	1.50	6.50	154.50	3.75	23.25	2.25	0.00	0.75	192.50	189.28

Movement 1.12: Right from A219 High Street to Ridgeway									Traffic Mix	
TIME	P/CYCLE	M/CYCLE	CAR	TAXI	LGV	OGV1	OGV2	BUS/COACH	TOTAL	PCU TOTAL
1500 - 1515	0.00	0.06	0.81	0.02	0.06	0.04	0.00	0.00	1	0.98
1515 - 1530	0.03	0.00	0.74	0.05	0.16	0.03	0.00	0.00	1	0.99
1530 - 1545	0.00	0.02	0.80	0.02	0.16	0.00	0.00	0.00	1	0.99
1545 - 1600	0.00	0.02	0.78	0.05	0.13	0.02	0.00	0.00	1	1.00
Hourly Total	0.03	0.10	3.13	0.14	0.51	0.09	0.00	0.00	4	3.96
Hourly Average	0.01	0.03	0.78	0.04	0.13	0.02	0.00	0.00	1.00	0.99
1600 - 1615	0.02	0.00	0.70	0.06	0.17	0.02	0.00	0.02	1	1.01
1615 - 1630	0.00	0.02	0.77	0.02	0.15	0.02	0.00	0.02	1	1.02
1630 - 1645	0.00	0.02	0.82	0.02	0.12	0.00	0.00	0.02	1	1.01
1645 - 1700	0.00	0.00	0.79	0.00	0.19	0.02	0.00	0.00	1	1.01
Hourly Total	0.02	0.04	3.08	0.11	0.63	0.06	0.00	0.06	4	4.05
Hourly Average	0.01	0.01	0.77	0.03	0.16	0.01	0.00	0.02	1.00	1.01
1700 - 1715	0.00	0.00	0.75	0.02	0.21	0.02	0.00	0.00	1	1.01
1715 - 1730	0.00	0.02	0.89	0.00	0.10	0.00	0.00	0.00	1	0.99
1730 - 1745	0.00	0.07	0.82	0.02	0.10	0.00	0.00	0.00	1	0.96
1745 - 1800	0.02	0.04	0.82	0.00	0.10	0.02	0.00	0.00	1	0.97
Hourly Total	0.02	0.12	3.28	0.03	0.51	0.04	0.00	0.00	4	3.93
Hourly Average	0.01	0.03	0.82	0.01	0.13	0.01	0.00	0.00	1.00	0.98
1800 - 1815	0.04	0.10	0.82	0.00	0.04	0.00	0.00	0.00	1	0.91
1815 - 1830	0.00	0.08	0.89	0.00	0.04	0.00	0.00	0.00	1	0.95
1830 - 1845	0.10	0.20	0.40	0.10	0.20	0.00	0.00	0.00	1	0.80
1845 - 1900	0.00	0.03	0.94	0.00	0.03	0.00	0.00	0.00	1	0.98
Hourly Total	0.14	0.41	3.04	0.10	0.31	0.00	0.00	0.00	4	3.64
Hourly Average	0.04	0.10	0.76	0.03	0.08	0.00	0.00	0.00	1.00	0.91
PM Session Total	0.21	0.67	12.53	0.38	1.96	0.18	0.00	0.06	16.00	15.58
PM Session Average	0.01	0.04	0.78	0.02	0.12	0.01	0.00	0.00	1.00	0.97