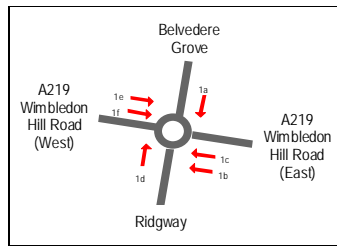


Wimbledon Town Centre
Queue Length Survey

Site 1 of 6

Belvedere Grove
A219 Wimbledon Hill Road
Ridgway



Date

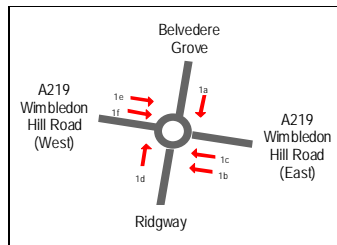
Tuesday 25 April 2006
0700 - 1000 (Weekday AM Peak)

TIME	1a	1b	1c	1d	1e	1f	1g
0700 - 0705	1	2	10	2	2	0	2
0705 - 0710	2	3	14	15		1	2
0710 - 0715	2	2	4	5	2	0	2
0715 - 0720	2	1	5	9	5	1	3
0720 - 0725	3	1	6	3	3	0	3
0725 - 0730	2	3	8	7	3	1	6
0730 - 0735	3	2	6	11		8	
0735 - 0740	2	3	9	7	4	8	
0740 - 0745	4	3	7	6	5	2	5
0745 - 0750	5	3	8	11	10	3	3
0750 - 0755	4	1	11	6	5	9	
0755 - 0800	2	1	8	5	5	4	5
Hourly Total	32	25	96	87	44	37	31
Hourly Average	2.67	2.08	8.00	7.25	3.67	3.08	2.58
0800 - 0805	4	3	6	4	5	7	
0805 - 0810	4	5	7	6	5	1	5
0810 - 0815	8	2	7	4	4	4	4
0815 - 0820	6	3	9	4	5	8	
0820 - 0825	4	2	7	7	8	1	3
0825 - 0830	6	4	8	4	4	4	8
0830 - 0835	4	3	7	6	4	6	
0835 - 0840	5	4	7	7	7	8	
0840 - 0845	4	5	8	6	7	1	4
0845 - 0850	5	3	7	9		4	5
0850 - 0855	7	5	7	5	5	5	4
0855 - 0900	3	3	7	4	4	3	4
Hourly Total	60	42	87	66	58	52	37
Hourly Average	5.00	3.50	7.25	5.50	4.83	4.33	3.08
0900 - 0905	3	6	9	5	3	4	4
0905 - 0910	5	2	8	10		5	4
0910 - 0915	6	2	6	7		7	
0915 - 0920	2	3	6	11		6	3
0920 - 0925	6	2	8	9		5	2
0925 - 0930	3	2	8	5	3	2	3
0930 - 0935	2	2	9	14		2	2
0935 - 0940	2	2	7	4		2	3
0940 - 0945	4	2	9	11		5	
0945 - 0950	3	2	6	4	5	1	7
0950 - 0955	3	3	6	6		2	4
0955 - 1000	2	2	8	4	3	7	
Hourly Total	41	30	90	90	14	48	32
Hourly Average	3.42	2.50	7.50	7.50	1.17	4.00	2.67
AM Session Total	133	97	273	243	116	137	100
AM Session Average	3.69	2.69	7.58	6.75	3.22	3.81	2.78

Wimbledon Town Centre
Queue Length Survey

Site 1 of 6

Belvedere Grove
A219 Wimbledon Hill Road
Ridgway



Date

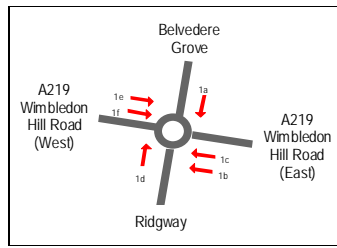
Tuesday 25 April 2006
1130 - 1430 (Weekday Inter Peak)

TIME	1a	1b	1c	1d	1e	1f	1g
1130 - 1135	2	1	7	5	4		2
1135 - 1140	6	2	6	4	3		3
1140 - 1145	4	2	9	3	3	2	2
1145 - 1150	3	5	5	4		3	2
1150 - 1155	3	3	7	3	6	2	4
1155 - 1200	2	2	7	3	5	3	3
1200 - 1205	5	2	8	5	5		6
1205 - 1210	4	1	9	4	4	3	4
1210 - 1215	7	1	7	2	2		5
1215 - 1220	5	2	9	6			7
1220 - 1225	6	2	9	3	2		6
1225 - 1230	3	1	6	5	4		6
Hourly Total	50	24	89	47	38	48	15
Hourly Average	4.17	2.00	7.42	3.92	3.17	4.00	1.25
1230 - 1235	4	3	5	4	2		5
1235 - 1240	3	2	7	3	4	1	5
1240 - 1245	3	1	9	5	4		8
1245 - 1250	3	2	10	2	3	1	2
1250 - 1255	3	3	11	12			9
1255 - 1300	2	2	8	5		3	8
1300 - 1305	5	3	10	13		3	4
1305 - 1310	3	3	7	2	3	3	7
1310 - 1315	4	1	8	4	4	3	5
1315 - 1320	2	2	6	10		3	5
1320 - 1325	5	4	6	7		2	5
1325 - 1330	2	3	8	2	2	4	4
Hourly Total	39	29	95	69	22	45	45
Hourly Average	3.25	2.42	7.92	5.75	1.83	3.75	3.75
1330 - 1335	4	1	8	10		3	3
1335 - 1340	4	2	9	6		3	4
1340 - 1345	2	2	11	3		4	4
1345 - 1350	2	1	9	3	3		7
1350 - 1355	1	4	7	2	2	3	3
1355 - 1400	5	1	8	8	4	1	3
1400 - 1405	5	2	10	6	5		5
1405 - 1410	3	2	11	5		4	5
1410 - 1415	4	2	6	9		1	2
1415 - 1420	5	3	8	5	3		7
1420 - 1425	2	1	7	4			4
1425 - 1430	4	2	9	7		5	5
Hourly Total	41	23	103	68	17	47	29
Hourly Average	3.42	1.92	8.58	5.67	1.42	3.92	2.42
Inter Session Total	130	76	287	184	77	140	89
Inter Session Average	3.61	2.11	7.97	5.11	2.14	3.89	2.47

Wimbledon Town Centre
Queue Length Survey

Site 1 of 6

Belvedere Grove
A219 Wimbledon Hill Road
Ridgway



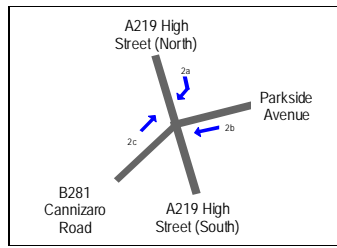
Date

Tuesday 25 April 2006
1600 - 1900 (Weekday PM Peak)

TIME	1a	1b	1c	1d	1e	1f	1g
1600 - 1605	4	1	5	8		4	4
1605 - 1610	4	7	7	3	2	6	5
1610 - 1615	7	7	10	8		2	3
1615 - 1620	3	5	6	4	3	4	5
1620 - 1625	6	3	10	12		5	4
1625 - 1630	6	2	8	12		4	4
1630 - 1635	8	1	8	6	4	6	5
1635 - 1640	4	3	8	7		3	4
1640 - 1645	5	3	7	3	3	4	5
1645 - 1650	6	3	8	9		4	5
1650 - 1655	6	7	9	4	3	3	5
1655 - 1700	5	4	8	4	3	2	2
Hourly Total	64	46	94	80	18	47	46
Hourly Average	5.33	3.83	7.83	6.67	1.50	3.92	3.83
1700 - 1705	7	2	10	5		6	
1705 - 1710	5	3	9	2	3	3	3
1710 - 1715	7	3	6	6		5	3
1715 - 1720	6	4	9	6	7	4	3
1720 - 1725	7	4	8	4		3	3
1725 - 1730	3	4	10	6	4	5	4
1730 - 1735	3	3	11	3	5	2	2
1735 - 1740	5	5	6	3	3	5	
1740 - 1745	5	4	7	3	5	4	4
1745 - 1750	5	3	10	3	4	8	
1750 - 1755	6	3	8	4	4	4	5
1755 - 1800	6	2	5	2	4	2	3
Hourly Total	65	40	99	47	39	51	30
Hourly Average	5.42	3.33	8.25	3.92	3.25	4.25	2.50
1800 - 1805	3	3	9	3	3	1	3
1805 - 1810	6	1	4	4	5	2	3
1810 - 1815	6	4	9	8	7	8	
1815 - 1820	7	8	8	5	5	4	5
1820 - 1825	5	2	7	7	4	7	
1825 - 1830	6	3	8	2	4	5	4
1830 - 1835	6	6	6	3	3	7	7
1835 - 1840	5	3	7	4	3	7	5
1840 - 1845	4	2	5	10		7	5
1845 - 1850	4	4	9	11		6	
1850 - 1855	3	3	7	6	3	6	4
1855 - 1900	3	2	7	7	4	6	
Hourly Total	58	41	86	70	41	66	36
Hourly Average	4.83	3.42	7.17	5.83	3.42	5.50	3.00
PM Session Total	187	127	279	197	98	164	112
PM Session Average	5.19	3.53	7.75	5.47	2.72	4.56	3.11

Wimbledon Town Centre
Queue Length Survey

Site 2 of 6
A219 High Street
Parkside Avenue
B281 Cannizzaro Road

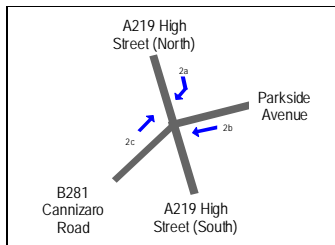


Date
Tuesday 25 April 2006
0700 - 1000 (Weekday AM Peak)

TIME	2a	2b	2c
0700 - 0705	2	1	3
0705 - 0710	0	0	3
0710 - 0715	2	1	4
0715 - 0720	2	1	9
0720 - 0725	2	0	12
0725 - 0730	3	1	9
0730 - 0735	3	0	14
0735 - 0740	2	1	16
0740 - 0745	2	0	18
0745 - 0750	4	0	15
0750 - 0755	2	1	17
0755 - 0800	3	0	14
Hourly Total	27	6	134
Hourly Average	2.25	0.50	11.17
0800 - 0805	5	1	15
0805 - 0810	4	0	16
0810 - 0815	6	3	13
0815 - 0820	9	2	14
0820 - 0825	7	0	13
0825 - 0830	8	1	12
0830 - 0835	5	2	14
0835 - 0840	7	1	10
0840 - 0845	4	0	7
0845 - 0850	4	3	5
0850 - 0855	2	0	4
0855 - 0900	2	1	8
Hourly Total	63	14	131
Hourly Average	5.25	1.17	10.92
0900 - 0905	3	0	4
0905 - 0910	1	0	4
0910 - 0915	3	0	6
0915 - 0920	1	0	5
0920 - 0925	1	1	3
0925 - 0930	2	0	4
0930 - 0935	2	1	2
0935 - 0940	1	0	3
0940 - 0945	3	1	4
0945 - 0950	0	0	3
0950 - 0955	0	1	2
0955 - 1000	1	1	4
Hourly Total	18	5	44
Hourly Average	1.50	0.42	3.67
AM Session Total	108	25	309
AM Session Average	3.00	0.69	8.58

Wimbledon Town Centre
Queue Length Survey

Site 2 of 6
A219 High Street
Parkside Avenue
B281 Cannizaro Road

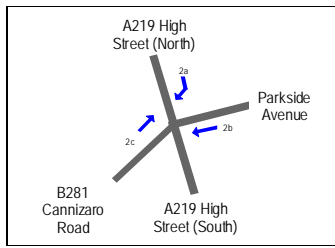


Date
Tuesday 25 April 2006
1130 - 1430 (Weekday Inter Peak)

TIME	2a	2b	2c
1130 - 1135	0	1	2
1135 - 1140	2	1	4
1140 - 1145	1	1	4
1145 - 1150	0	0	5
1150 - 1155	1	2	3
1155 - 1200	3	1	2
1200 - 1205	1	1	5
1205 - 1210	2	0	3
1210 - 1215	0	0	3
1215 - 1220	2	1	4
1220 - 1225	1	0	3
1225 - 1230	5	1	3
Hourly Total	18	9	41
Hourly Average	1.50	0.75	3.42
1230 - 1235	3	0	4
1235 - 1240	2	1	6
1240 - 1245	1	1	2
1245 - 1250	1	1	4
1250 - 1255	2	0	9
1255 - 1300	1	1	5
1300 - 1305	2	0	5
1305 - 1310	3	0	4
1310 - 1315	1	1	2
1315 - 1320	2	0	2
1320 - 1325	1	0	3
1325 - 1330	3	1	4
Hourly Total	22	6	50
Hourly Average	1.83	0.50	4.17
1330 - 1335	0	0	5
1335 - 1340	1	0	4
1340 - 1345	0	0	2
1345 - 1350	1	1	1
1350 - 1355	2	0	3
1355 - 1400	0	1	4
1400 - 1405	2	0	3
1405 - 1410	1	0	2
1410 - 1415	1	0	1
1415 - 1420	2	1	2
1420 - 1425	1	0	2
1425 - 1430	0	1	2
Hourly Total	11	4	31
Hourly Average	0.92	0.33	2.58
Inter Session Total	51	19	122
Inter Session Average	1.42	0.53	3.39

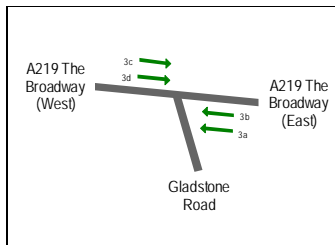
Wimbledon Town Centre
Queue Length Survey

Site 2 of 6
A219 High Street
Parkside Avenue
B281 Cannizaro Road



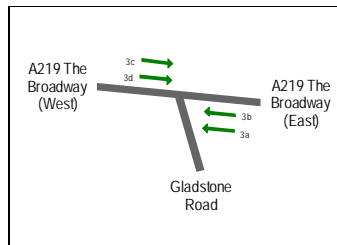
Date
Tuesday 25 April 2006
1600 - 1900 (Weekday PM Peak)

TIME	2a	2b	2c
1600 - 1605	1	1	4
1605 - 1610	1	2	3
1610 - 1615	6	1	5
1615 - 1620	4	0	4
1620 - 1625	4	1	4
1625 - 1630	5	2	3
1630 - 1635	4	1	5
1635 - 1640	3	0	3
1640 - 1645	5	1	3
1645 - 1650	5	1	9
1650 - 1655	2	2	3
1655 - 1700	4	1	2
Hourly Total	44	13	48
Hourly Average	3.67	1.08	4.00
1700 - 1705	8	1	5
1705 - 1710	10	1	4
1710 - 1715	7	1	4
1715 - 1720	4	1	5
1720 - 1725	7	2	3
1725 - 1730	5	1	6
1730 - 1735	8	1	8
1735 - 1740	4	0	10
1740 - 1745	3	1	5
1745 - 1750	4	0	6
1750 - 1755	2	1	4
1755 - 1800	2	1	3
Hourly Total	64	11	63
Hourly Average	5.33	0.92	5.25
1800 - 1805	1	1	2
1805 - 1810	2	0	3
1810 - 1815	5	1	6
1815 - 1820	4	1	4
1820 - 1825	4	1	3
1825 - 1830	2	0	4
1830 - 1835	1	0	4
1835 - 1840	3	1	2
1840 - 1845	6	0	3
1845 - 1850	2	0	4
1850 - 1855	1	1	3
1855 - 1900	2	0	4
Hourly Total	33	6	42
Hourly Average	2.75	0.50	3.50
PM Session Total	141	30	153
PM Session Average	3.92	0.83	4.25



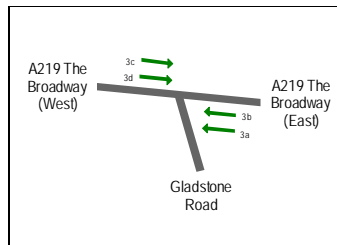
Date
Tuesday 25 April 2006
0700 - 1000 (Weekday AM Peak)

TIME	3a	3b	3c	3d
0700 - 0705	2	7	3	1
0705 - 0710	0	2	3	1
0710 - 0715	4	2	2	1
0715 - 0720	2	1	1	1
0720 - 0725	1	5	4	1
0725 - 0730	2	1	1	3
0730 - 0735	2	3	2	2
0735 - 0740	2	5	1	1
0740 - 0745	1	2	2	1
0745 - 0750	1	1	7	2
0750 - 0755	1	3	1	3
0755 - 0800	0	4	6	4
Hourly Total	18	36	33	21
Hourly Average	1.50	3.00	2.75	1.75
0800 - 0805	2	4	2	1
0805 - 0810	1	4	6	4
0810 - 0815	3	4	4	4
0815 - 0820	3	4	4	2
0820 - 0825	1	5	3	2
0825 - 0830	3	1	1	3
0830 - 0835	6	5	3	1
0835 - 0840	1	1	3	3
0840 - 0845	1	1	4	1
0845 - 0850	1	2	6	7
0850 - 0855	1	2	4	3
0855 - 0900	3	5	3	3
Hourly Total	26	38	43	34
Hourly Average	2.17	3.17	3.58	2.83
0900 - 0905	2	2	2	3
0905 - 0910	1	1	2	2
0910 - 0915	1	3	5	1
0915 - 0920	1	1	3	1
0920 - 0925	1	1	1	6
0925 - 0930	1	2	2	2
0930 - 0935	3	2	3	4
0935 - 0940	2	4	3	2
0940 - 0945	2	5	2	1
0945 - 0950	1	4	11	6
0950 - 0955	2	3	4	6
0955 - 1000	2	1	1	4
Hourly Total	19	29	39	38
Hourly Average	1.58	2.42	3.25	3.17
AM Session Total	63	103	115	93
AM Session Average	1.75	2.86	3.19	2.58



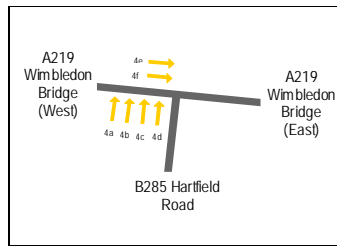
Date
Tuesday 25 April 2006
1130 - 1430 (Weekday Inter Peak)

TIME	3a	3b	3c	3d
1130 - 1135	2	5	3	2
1135 - 1140	0	1	3	2
1140 - 1145	2	2	5	6
1145 - 1150	3	3	3	2
1150 - 1155	1	2	7	3
1155 - 1200	3	7	3	2
1200 - 1205	1	3	2	1
1205 - 1210	2	1	4	6
1210 - 1215	2	1	7	1
1215 - 1220	4	5	2	4
1220 - 1225	1	2	5	8
1225 - 1230	1	5	1	5
Hourly Total	22	37	45	42
Hourly Average	1.83	3.08	3.75	3.50
1230 - 1235	0	5	2	3
1235 - 1240	2	4	5	5
1240 - 1245	2	2	1	2
1245 - 1250	1	2	5	5
1250 - 1255	1	5	3	3
1255 - 1300	2	1	5	4
1300 - 1305	1	4	3	3
1305 - 1310	2	2	2	1
1310 - 1315	2	4	1	3
1315 - 1320	1	4	3	4
1320 - 1325	1	4	4	5
1325 - 1330	2	4	1	5
Hourly Total	17	41	35	43
Hourly Average	1.42	3.42	2.92	3.58
1330 - 1335	1	3	2	2
1335 - 1340	2	3	5	3
1340 - 1345	1	1	3	1
1345 - 1350	5	3	4	2
1350 - 1355	1	4	2	6
1355 - 1400	1	1	2	7
1400 - 1405	2	2	1	4
1405 - 1410	1	1	1	4
1410 - 1415	2	5	1	4
1415 - 1420	0	6	5	4
1420 - 1425	2	2	2	1
1425 - 1430	2	5	4	1
Hourly Total	20	36	32	39
Hourly Average	1.67	3.00	2.67	3.25
Inter Session Total	59	114	112	124
Inter Session Average	1.64	3.17	3.11	3.44



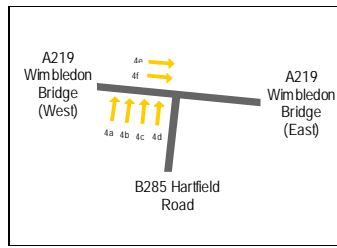
Date
Tuesday 25 April 2006
1600 - 1900 (Weekday PM Peak)

TIME	3a	3b	3c	3d
1600 - 1605	1	4	13	7
1605 - 1610	1	2	12	5
1610 - 1615	1	3	1	5
1615 - 1620	3	2	7	7
1620 - 1625	3	1	2	6
1625 - 1630	3	3	7	2
1630 - 1635	1	1	5	4
1635 - 1640	5	4	4	7
1640 - 1645	4	1	9	4
1645 - 1650	2	6	1	4
1650 - 1655	4	2	1	4
1655 - 1700	4	4	2	7
Hourly Total	32	33	64	62
Hourly Average	2.67	2.75	5.33	5.17
1700 - 1705	2	4	1	6
1705 - 1710	1	1	1	4
1710 - 1715	2	4	12	7
1715 - 1720	1	1	1	10
1720 - 1725	1	2	3	2
1725 - 1730	2	3	4	4
1730 - 1735	2	3	4	5
1735 - 1740	1	3	7	8
1740 - 1745	1	5	7	8
1745 - 1750	5	4	3	5
1750 - 1755	4	5	7	6
1755 - 1800	1	2	3	6
Hourly Total	23	37	53	71
Hourly Average	1.92	3.08	4.42	5.92
1800 - 1805	3	3	3	3
1805 - 1810	1	2	1	5
1810 - 1815	3	3	2	3
1815 - 1820	2	5	1	3
1820 - 1825	5	2	8	4
1825 - 1830	4	4	10	6
1830 - 1835	1	3	7	5
1835 - 1840	3	2	2	2
1840 - 1845	1	4	6	3
1845 - 1850	4	2	6	10
1850 - 1855	2	4	12	6
1855 - 1900	2	1	1	7
Hourly Total	31	35	59	57
Hourly Average	2.58	2.92	4.92	4.75
PM Session Total	86	105	176	190
PM Session Average	2.39	2.92	4.89	5.28



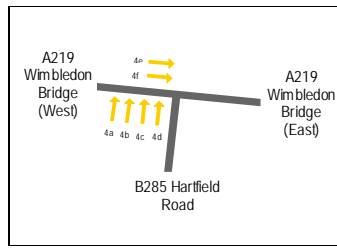
Date
Tuesday 25 April 2006
0700 - 1000 (Weekday AM Peak)

TIME	4a	4b	4c	4d	4e	4f
0700 - 0705	7	5	4	2	4	5
0705 - 0710	8	5	5	1	5	4
0710 - 0715	8	4	3	2	4	5
0715 - 0720	6	8	5	3	8	8
0720 - 0725	5	4	7	5	4	7
0725 - 0730	4	5	5	4	2	5
0730 - 0735	8	6	4	5	6	6
0735 - 0740	9	5	5	5	5	2
0740 - 0745	8	4	1	2	4	1
0745 - 0750	7	7	6	5	8	4
0750 - 0755	9	8	5	2	5	3
0755 - 0800	8	4	4	3	2	5
Hourly Total	87	65	54	39	57	55
Hourly Average	7.25	5.42	4.50	3.25	4.75	4.58
0800 - 0805	6	5	5	5	2	5
0805 - 0810	8	4	4	1	3	6
0810 - 0815	4	8	5	2	6	5
0815 - 0820	5	7	2	3	5	8
0820 - 0825	8	4	6	2	4	5
0825 - 0830	7	5	5	4	8	8
0830 - 0835	8	6	4	5	5	7
0835 - 0840	9	6	8	2	2	5
0840 - 0845	8	5	4	4	4	6
0845 - 0850	7	5	5	5	2	8
0850 - 0855	8	5	2	3	8	5
0855 - 0900	9	4	5	2	7	9
Hourly Total	87	64	55	38	56	77
Hourly Average	7.25	5.33	4.58	3.17	4.67	6.42
0900 - 0905	7	6	5	2	7	5
0905 - 0910	8	4	6	3	8	8
0910 - 0915	5	5	2	2	5	6
0915 - 0920	4	4	4	4	8	9
0920 - 0925	8	5	5	2	9	8
0925 - 0930	7	6	2	3	5	8
0930 - 0935	8	5	5	3	3	5
0935 - 0940	9	4	4	3	6	4
0940 - 0945	5	7	7	2	5	5
0945 - 0950	4	8	8	1	4	8
0950 - 0955	5	6	5	2	5	4
0955 - 1000	6	5	4	3	2	5
Hourly Total	76	65	57	30	67	75
Hourly Average	6.33	5.42	4.75	2.50	5.58	6.25
AM Session Total	250	194	166	107	180	207
AM Session Average	6.94	5.39	4.61	2.97	5.00	5.75



Date
Tuesday 25 April 2006
1130 - 1430 (Weekday Inter Peak)

TIME	4a	4b	4c	4d	4e	4f
1130 - 1135	5	2	3	1	3	4
1135 - 1140	4	5	4	2	4	5
1140 - 1145	5	4	3	3	2	5
1145 - 1150	6	5	4	2	2	2
1150 - 1155	7	8	4	2	4	1
1155 - 1200	5	5	4	2	2	2
1200 - 1205	6	6	3	4	2	3
1205 - 1210	5	5	2	0	4	5
1210 - 1215	4	5	5	2	3	5
1215 - 1220	8	4	4	3	6	4
1220 - 1225	4	5	5	2	5	5
1225 - 1230	5	3	3	1	4	2
Hourly Total	64	57	44	24	41	43
Hourly Average	5.33	4.75	3.67	2.00	3.42	3.58
1230 - 1235	5	4	3	1	2	5
1235 - 1240	4	5	2	1	3	4
1240 - 1245	6	7	5	1	2	5
1245 - 1250	8	7	6	1	5	3
1250 - 1255	7	5	5	2	2	2
1255 - 1300	8	3	2	1	3	1
1300 - 1305	5	2	4	2	3	2
1305 - 1310	6	4	2	3	2	2
1310 - 1315	8	5	2	2	4	2
1315 - 1320	7	6	3	1	2	1
1320 - 1325	7	4	2	2	3	2
1325 - 1330	7	5	4	3	2	3
Hourly Total	78	57	40	20	33	32
Hourly Average	6.50	4.75	3.33	1.67	2.75	2.67
1330 - 1335	5	7	2	1	2	2
1335 - 1340	5	4	3	2	4	1
1340 - 1345	4	5	2	1	2	5
1345 - 1350	5	4	5	2	2	5
1350 - 1355	8	5	4	1	5	6
1355 - 1400	5	5	5	0	5	5
1400 - 1405	6	4	5	1	5	1
1405 - 1410	8	5	3	1	6	2
1410 - 1415	8	4	3	2	5	3
1415 - 1420	4	5	2	1	4	2
1420 - 1425	5	4	1	1	2	2
1425 - 1430	4	3	2	2	3	3
Hourly Total	67	55	37	15	45	37
Hourly Average	5.58	4.58	3.08	1.25	3.75	3.08
Inter Session Total	209	169	121	59	119	112
Inter Session Average	5.81	4.69	3.36	1.64	3.31	3.11



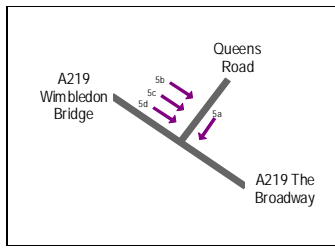
Date
Tuesday 25 April 2006
1600 - 1900 (Weekday PM Peak)

TIME	4a	4b	4c	4d	4e	4f
1600 - 1605	7	8	5	5	6	2
1605 - 1610	8	5	5	4	5	1
1610 - 1615	7	9	6	4	4	7
1615 - 1620	8	10	5	4	5	8
1620 - 1625	9	5	4	5	5	5
1625 - 1630	8	4	5	1	5	6
1630 - 1635	7	4	5	2	4	5
1635 - 1640	8	4	2	2	5	5
1640 - 1645	5	8	5	3	6	5
1645 - 1650	7	5	8	3	2	4
1650 - 1655	8	4	4	3	4	5
1655 - 1700	5	5	5	4	5	2
Hourly Total	87	71	59	40	56	55
Hourly Average	7.25	5.92	4.92	3.33	4.67	4.58
1700 - 1705	6	5	5	2	5	3
1705 - 1710	6	6	4	2	4	3
1710 - 1715	5	5	2	2	5	3
1715 - 1720	5	6	4	4	8	2
1720 - 1725	8	5	5	2	5	1
1725 - 1730	7	4	8	5	5	4
1730 - 1735	5	5	5	2	2	5
1735 - 1740	9	8	6	1	4	1
1740 - 1745	8	7	5	2	4	2
1745 - 1750	7	8	4	3	5	3
1750 - 1755	8	8	2	3	8	3
1755 - 1800	8	6	6	2	4	2
Hourly Total	82	73	56	30	59	32
Hourly Average	6.83	6.08	4.67	2.50	4.92	2.67
1800 - 1805	8	5	6	4	5	1
1805 - 1810	9	7	6	5	4	4
1810 - 1815	8	8	6	2	8	5
1815 - 1820	7	8	5	1	8	2
1820 - 1825	8	5	4	2	8	1
1825 - 1830	5	5	2	3	5	2
1830 - 1835	4	6	5	2	2	3
1835 - 1840	8	5	5	5	1	1
1840 - 1845	7	4	5	4	5	5
1845 - 1850	8	5	4	4	6	4
1850 - 1855	6	6	5	4	6	4
1855 - 1900	6	5	2	3	6	5
Hourly Total	84	69	55	39	64	37
Hourly Average	7.00	5.75	4.58	3.25	5.33	3.08
PM Session Total	253	213	170	109	179	124
PM Session Average	7.03	5.92	4.72	3.03	4.97	3.44

Wimbledon Town Centre
Queue Length Survey

Site 5 of 6

Queens Road
A219 The Broadway
A219 Wimbledon Bridge



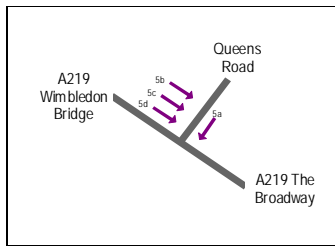
Date

Tuesday 25 April 2006
0700 - 1000 (Weekday AM Peak)

TIME	5a	5b	5c	5d
0700 - 0705	2	0	6	2
0705 - 0710	1	0	5	2
0710 - 0715	2	0	10	1
0715 - 0720	2	0	12	3
0720 - 0725	2	0	13	1
0725 - 0730	2	0	11	2
0730 - 0735	4	0	14	1
0735 - 0740	3	0	15	1
0740 - 0745	2	0	15	1
0745 - 0750	5	0	14	1
0750 - 0755	3	0	12	1
0755 - 0800	1	1	11	1
Hourly Total	29	1	138	17
Hourly Average	2.42	0.08	11.50	1.42
0800 - 0805	2	0	11	3
0805 - 0810	4	0	5	3
0810 - 0815	3	0	9	2
0815 - 0820	2	0	5	3
0820 - 0825	1	0	10	4
0825 - 0830	2	5	10	4
0830 - 0835	2	0	11	3
0835 - 0840	5	0	10	3
0840 - 0845	5	3	12	3
0845 - 0850	2	1	9	4
0850 - 0855	5	0	10	3
0855 - 0900	4	2	9	5
Hourly Total	37	11	111	40
Hourly Average	3.08	0.92	9.25	3.33
0900 - 0905	4	2	6	5
0905 - 0910	3	3	10	5
0910 - 0915	4	4	9	3
0915 - 0920	5	1	8	2
0920 - 0925	4	6	10	4
0925 - 0930	2	2	8	3
0930 - 0935	3	3	8	3
0935 - 0940	4	1	10	2
0940 - 0945	2	0	4	2
0945 - 0950	2	4	6	2
0950 - 0955	3	4	10	2
0955 - 1000	4	5	10	3
Hourly Total	40	35	99	36
Hourly Average	3.33	2.92	8.25	3.00
AM Session Total	106	47	348	93
AM Session Average	2.94	1.31	9.67	2.58

Wimbledon Town Centre
Queue Length Survey

Site 5 of 6
Queens Road
A219 The Broadway
A219 Wimbledon Bridge

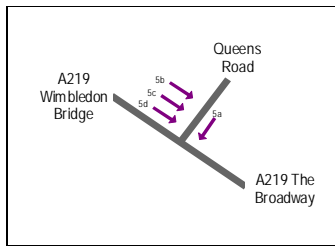


Date
Tuesday 25 April 2006
1130 - 1430 (Weekday Inter Peak)

TIME	5a	5b	5c	5d
1130 - 1135	5	3	9	3
1135 - 1140	3	3	8	3
1140 - 1145	3	0	8	3
1145 - 1150	4	4	6	4
1150 - 1155	3	1	8	3
1155 - 1200	6	2	9	4
1200 - 1205	3	4	10	2
1205 - 1210	5	2	8	2
1210 - 1215	5	2	9	3
1215 - 1220	5	3	8	3
1220 - 1225	4	2	9	5
1225 - 1230	4	2	12	5
Hourly Total	50	28	104	40
Hourly Average	4.17	2.33	8.67	3.33
1230 - 1235	4	1	4	4
1235 - 1240	5	5	7	3
1240 - 1245	5	1	8	2
1245 - 1250	5	3	11	2
1250 - 1255	3	4	12	1
1255 - 1300	5	1	12	3
1300 - 1305	3	2	7	4
1305 - 1310	4	3	9	5
1310 - 1315	4	4	9	4
1315 - 1320	5	3	12	3
1320 - 1325	4	4	6	6
1325 - 1330	4	4	10	4
Hourly Total	51	35	107	41
Hourly Average	4.25	2.92	8.92	3.42
1330 - 1335	4	1	10	3
1335 - 1340	4	3	10	7
1340 - 1345	4	1	7	5
1345 - 1350	3	1	6	4
1350 - 1355	4	3	6	7
1355 - 1400	5	1	9	5
1400 - 1405	5	0	9	5
1405 - 1410	4	2	8	2
1410 - 1415	4	2	11	5
1415 - 1420	3	4	5	4
1420 - 1425	4	1	10	4
1425 - 1430	5	3	10	6
Hourly Total	49	22	101	57
Hourly Average	4.08	1.83	8.42	4.75
Inter Session Total	150	85	312	138
Inter Session Average	4.17	2.36	8.67	3.83

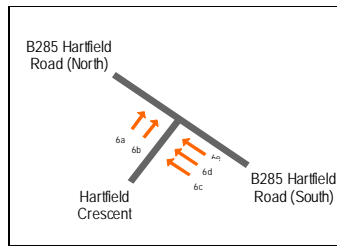
Wimbledon Town Centre
Queue Length Survey

Site 5 of 6
Queens Road
A219 The Broadway
A219 Wimbledon Bridge



Date
Tuesday 25 April 2006
1600 - 1900 (Weekday PM Peak)

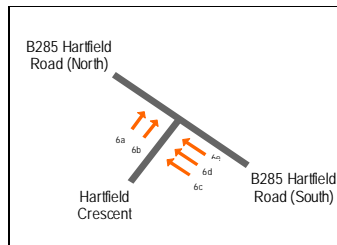
TIME	5a	5b	5c	5d
1600 - 1605	7	2	12	7
1605 - 1610	7	2	13	3
1610 - 1615	6	2	9	3
1615 - 1620	5	2	8	6
1620 - 1625	6	3	7	4
1625 - 1630	4	1	9	3
1630 - 1635	5	2	9	4
1635 - 1640	6	2	13	8
1640 - 1645	6	1	12	10
1645 - 1650	5	2	11	5
1650 - 1655	5	2	9	8
1655 - 1700	5	0	11	6
Hourly Total	67	21	123	67
Hourly Average	5.58	1.75	10.25	5.58
1700 - 1705	5	0	13	7
1705 - 1710	5	0	13	4
1710 - 1715	5	2	12	8
1715 - 1720	4	1	13	9
1720 - 1725	5	1	10	7
1725 - 1730	6	1	12	7
1730 - 1735	4	3	9	10
1735 - 1740	6	1	14	9
1740 - 1745	7	1	15	11
1745 - 1750	6	2	15	10
1750 - 1755	6	2	6	12
1755 - 1800	7	0	11	9
Hourly Total	66	14	143	103
Hourly Average	5.50	1.17	11.92	8.58
1800 - 1805	6	1	10	10
1805 - 1810	7	1	8	5
1810 - 1815	8	1	9	5
1815 - 1820	7	1	8	6
1820 - 1825	6	2	11	7
1825 - 1830	5	2	10	7
1830 - 1835	5	2	7	6
1835 - 1840	6	1	8	10
1840 - 1845	5	1	10	7
1845 - 1850	7	1	5	7
1850 - 1855	5	1	9	6
1855 - 1900	4	1	8	5
Hourly Total	71	15	103	81
Hourly Average	5.92	1.25	8.58	6.75
PM Session Total	204	50	369	251
PM Session Average	5.67	1.39	10.25	6.97



Date
Tuesday 25 April 2006
0700 - 1000 (Weekday AM Peak)

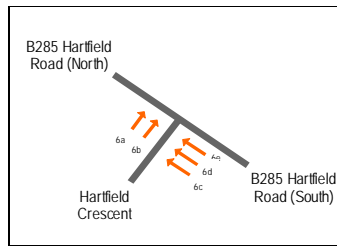
TIME	6a	6b	6c	6d	6e
0700 - 0705	1	3	0	11	1
0705 - 0710	2	4	0	13	2
0710 - 0715	4	1	0	6	2
0715 - 0720	4	2	0	4	0
0720 - 0725	2	1	0	2	2
0725 - 0730	7	8	0	4	1
0730 - 0735	3	2	0	4	0
0735 - 0740	1	4	0	1	2
0740 - 0745	5	6	0	1	1
0745 - 0750	2	5	0	1	1
0750 - 0755	3	1	1	5	1
0755 - 0800	1	2	0	8	1
Hourly Total	35	39	1	60	14
Hourly Average	2.92	3.25	0.08	5.00	1.17
0800 - 0805	6	4	0	3	3
0805 - 0810	3	5	1	5	1
0810 - 0815	10	7	0	4	2
0815 - 0820	2	10	0	9	2
0820 - 0825	7	10	1	7	7
0825 - 0830	3	7	0	1	7
0830 - 0835	5	4	0	13	2
0835 - 0840	2	5	0	5	7
0840 - 0845	1	1	0	17	1
0845 - 0850	2	2	0	9	2
0850 - 0855	2	2	0	6	3
0855 - 0900	2	3	0	6	1
Hourly Total	45	60	2	85	38
Hourly Average	3.75	5.00	0.17	7.08	3.17
0900 - 0905	2	5	0	3	1
0905 - 0910	4	2	0	5	4
0910 - 0915	3	3	0	5	2
0915 - 0920	6	4	0	6	4
0920 - 0925	2	8	1	2	2
0925 - 0930	1	4	0	4	1
0930 - 0935	1	6	0	4	4
0935 - 0940	1	3	0	4	1
0940 - 0945	1	2	0	2	1
0945 - 0950	1	2	0	4	2
0950 - 0955	2	3	0	6	1
0955 - 1000	3	1	0	1	3
Hourly Total	27	43	1	46	26
Hourly Average	2.25	3.58	0.08	3.83	2.17

AM Session Total	107	142	4	191	78
AM Session Average	2.97	3.94	0.11	5.31	2.17



Date
Tuesday 25 April 2006
1130 - 1430 (Weekday Inter Peak)

TIME	6a	6b	6c	6d	6e
1130 - 1135	1	1	0	2	1
1135 - 1140	2	3	0	3	3
1140 - 1145	2	1	0	2	2
1145 - 1150	1	4	0	8	3
1150 - 1155	2	3	0	6	1
1155 - 1200	2	2	1	9	1
1200 - 1205	1	1	0	2	1
1205 - 1210	1	1	0	8	1
1210 - 1215	2	1	0	2	1
1215 - 1220	1	1	1	2	2
1220 - 1225	1	2	0	5	2
1225 - 1230	1	1	0	3	2
Hourly Total	17	21	2	52	20
Hourly Average	1.42	1.75	0.17	4.33	1.67
1230 - 1235	1	1	0	5	2
1235 - 1240	2	1	0	5	5
1240 - 1245	1	1	0	6	6
1245 - 1250	1	2	0	4	5
1250 - 1255	1	1	0	2	1
1255 - 1300	1	2	1	10	3
1300 - 1305	2	2	0	1	2
1305 - 1310	1	2	1	6	1
1310 - 1315	1	1	0	3	1
1315 - 1320	1	3	0	9	2
1320 - 1325	2	1	0	6	1
1325 - 1330	1	1	0	8	2
Hourly Total	15	18	2	65	31
Hourly Average	1.25	1.50	0.17	5.42	2.58
1330 - 1335	1	2	0	4	3
1335 - 1340	1	2	0	2	1
1340 - 1345	1	1	0	1	3
1345 - 1350	1	1	0	4	2
1350 - 1355	1	1	0	4	4
1355 - 1400	1	1	0	2	2
1400 - 1405	4	2	1	4	2
1405 - 1410	1	1	0	2	1
1410 - 1415	1	2	0	3	1
1415 - 1420	3	3	0	2	1
1420 - 1425	1	1	0	1	1
1425 - 1430	1	1	0	4	1
Hourly Total	17	18	1	33	22
Hourly Average	1.42	1.50	0.08	2.75	1.83
Inter Session Total	49	57	5	150	73
Inter Session Average	1.36	1.58	0.14	4.17	2.03



Date
Tuesday 25 April 2006
1600 - 1900 (Weekday PM Peak)

TIME	6a	6b	6c	6d	6e
1600 - 1605	2	1	0	1	2
1605 - 1610	1	1	0	8	2
1610 - 1615	1	1	0	4	1
1615 - 1620	1	1	0	7	1
1620 - 1625	1	1	0	2	1
1625 - 1630	2	1	0	3	2
1630 - 1635	1	1	0	1	1
1635 - 1640	1	1	0	2	2
1640 - 1645	2	1	0	9	1
1645 - 1650	1	1	2	7	1
1650 - 1655	2	3	0	3	1
1655 - 1700	2	2	0	7	1
Hourly Total	17	15	2	54	16
Hourly Average	1.42	1.25	0.17	4.50	1.33
1700 - 1705	2	3	0	1	7
1705 - 1710	3	1	0	1	3
1710 - 1715	1	1	1	5	2
1715 - 1720	2	1	0	6	4
1720 - 1725	1	3	0	7	2
1725 - 1730	2	1	0	7	3
1730 - 1735	2	1	0	9	2
1735 - 1740	2	2	0	6	1
1740 - 1745	1	4	0	4	4
1745 - 1750	3	2	0	2	4
1750 - 1755	2	2	0	3	2
1755 - 1800	2	1	0	5	1
Hourly Total	23	22	1	56	35
Hourly Average	1.92	1.83	0.08	4.67	2.92
1800 - 1805	2	2	0	4	4
1805 - 1810	1	5	0	1	1
1810 - 1815	1	2	0	2	3
1815 - 1820	3	3	0	3	2
1820 - 1825	2	1	0	2	2
1825 - 1830	1	1	0	1	3
1830 - 1835	1	1	0	1	1
1835 - 1840	1	1	0	1	1
1840 - 1845	1	3	0	5	1
1845 - 1850	3	2	0	5	2
1850 - 1855	1	2	0	1	4
1855 - 1900	1	1	0	4	2
Hourly Total	18	24	0	30	26
Hourly Average	1.50	2.00	0.00	2.50	2.17
PM Session Total	58	61	3	140	77
PM Session Average	1.61	1.69	0.08	3.89	2.14