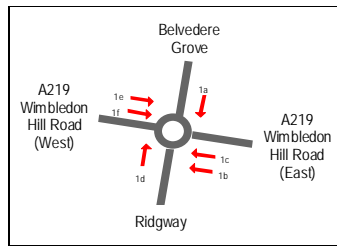


Wimbledon Town Centre
Queue Length Survey

Site 1 of 6

Belvedere Grove
A219 Wimbledon Hill Road
Ridgway



Date

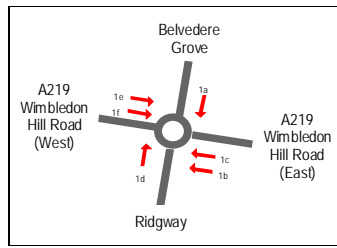
Saturday 29 April 2006
0700 - 1000 (Weekday AM Peak)

TIME	1a	1b	1c	1d	1e	1f	1g
0700 - 0705	1	0	0		2		0
0705 - 0710	1	0	0	1	1		0
0710 - 0715	1	0	0		2		0
0715 - 0720	0	0	6	1	1		3
0720 - 0725	2	0	0	1	1		2
0725 - 0730	0	1	4	1	1	0	0
0730 - 0735	1	1	1	1	1		3
0735 - 0740	0	1	0	1	1	1	1
0740 - 0745	1	0	3	2	0	0	0
0745 - 0750	0	0	0	2	1	1	1
0750 - 0755	1	1	1	0	0		4
0755 - 0800	3	2	5		5		2
Hourly Total	11	6	20	19	7	16	2
Hourly Average	0.92	0.50	1.67	1.58	0.58	1.33	0.17
0800 - 0805	1	0	0	1	1		2
0805 - 0810	2	1	1	1	1		5
0810 - 0815	1	2	4	1	2	0	0
0815 - 0820	3	2	2	4	4	0	0
0820 - 0825	1	1	5	1	1		2
0825 - 0830	3	2	3		4	3	2
0830 - 0835	2	1	4		3		2
0835 - 0840	1	1	5	2	2	3	4
0840 - 0845	4	1	3		5	3	2
0845 - 0850	4	4	6	2	2	3	4
0850 - 0855	2	2	5		6	3	4
0855 - 0900	2	1	8	5	2	1	4
Hourly Total	26	18	46	35	15	27	20
Hourly Average	2.17	1.50	3.83	2.92	1.25	2.25	1.67
0900 - 0905	3	1	5	2	3	3	4
0905 - 0910	5	1	8		14		5
0910 - 0915	3	4	5	2	3	3	2
0915 - 0920	3	2	9		12	2	4
0920 - 0925	5	1	3	3	2	3	4
0925 - 0930	6	1	5	2	2	3	3
0930 - 0935	4	2	6	4	2	2	4
0935 - 0940	2	5	8	2	3		4
0940 - 0945	5	1	5	3	2	2	5
0945 - 0950	4	1	3		7	2	5
0950 - 0955	2	1	4		5		5
0955 - 1000	2	3	6	2	2		5
Hourly Total	44	23	67	58	19	39	31
Hourly Average	3.67	1.92	5.58	4.83	1.58	3.25	2.58
AM Session Total	81	47	133	112	41	82	53
AM Session Average	2.25	1.31	3.69	3.11	1.14	2.28	1.47

Wimbledon Town Centre
Queue Length Survey

Site 1 of 6

Belvedere Grove
A219 Wimbledon Hill Road
Ridgway



Date

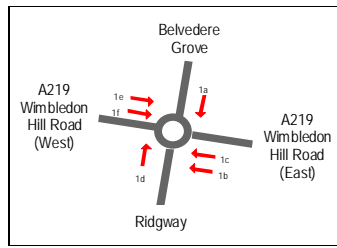
Saturday 29 April 2006
1130 - 1430 (Weekday Inter Peak)

TIME	1a	1b	1c	1d	1e	1f	1g
1130 - 1135	3	3	4	3	4	3	3
1135 - 1140	5	4	5	4	2	2	5
1140 - 1145	3	2	6	5	5	4	5
1145 - 1150	6	3	6	6	5	5	4
1150 - 1155	7	1	7	4	5	3	3
1155 - 1200	7	3	6	12		3	3
1200 - 1205	4	2	7	4	2	3	2
1205 - 1210	5	4	8	7	6	5	6
1210 - 1215	4	3	8	5	6	5	5
1215 - 1220	3	6	10	4	5	4	5
1220 - 1225	5	2	7	5	2	3	5
1225 - 1230	3	2	10	11		3	4
Hourly Total	55	35	84	70	42	43	50
Hourly Average	4.58	2.92	7.00	5.83	3.50	3.58	4.17
1230 - 1235	7	3	10	6	4	2	3
1235 - 1240	5	4	8	8		6	4
1240 - 1245	5	7	9	8		3	4
1245 - 1250	5	4	6	3	3	4	3
1250 - 1255	6	5	8	3	3	4	3
1255 - 1300	5	2	6	4		5	3
1300 - 1305	4	4	6	2	2	3	4
1305 - 1310	4	2	8	6	4	4	4
1310 - 1315	6	2	7	1	1	2	3
1315 - 1320	4	5	7	7	6	3	3
1320 - 1325	3	4	9	5	0	2	2
1325 - 1330	4	3	8	12		4	3
Hourly Total	58	45	92	65	23	42	39
Hourly Average	4.83	3.75	7.67	5.42	1.92	3.50	3.25
1330 - 1335	5	3	7	5	2	3	3
1335 - 1340	4	4	8	7	4	2	2
1340 - 1345	3	5	9	4	1	1	3
1345 - 1350	4	5	9	4	6	3	3
1350 - 1355	5	4	8	5	6	2	3
1355 - 1400	6	3	10	3	4	4	4
1400 - 1405	6	5	10	5	2	2	3
1405 - 1410	7	6	8	11		3	3
1410 - 1415	5	4	9	10		2	2
1415 - 1420	4	4	8	5	1	3	4
1420 - 1425	5	5	7	7	2	2	3
1425 - 1430	6	6	5	7	2	1	2
Hourly Total	60	54	98	73	30	28	35
Hourly Average	5.00	4.50	8.17	6.08	2.50	2.33	2.92
Inter Session Total	173	134	274	208	95	113	124
Inter Session Average	4.81	3.72	7.61	5.78	2.64	3.14	3.44

Wimbledon Town Centre
Queue Length Survey

Site 1 of 6

Belvedere Grove
A219 Wimbledon Hill Road
Ridgway



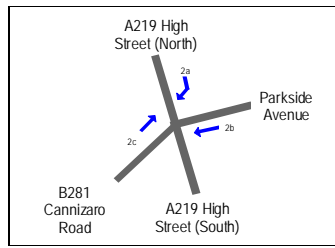
Date

Saturday 29 April 2006
1600 - 1900 (Weekday PM Peak)

TIME	1a	1b	1c	1d	1e	1f	1g
1600 - 1605	3	2	2	12		7	4
1605 - 1610	4	3	5	6	4	4	5
1610 - 1615	3	2	5	6	3	12	
1615 - 1620	3	1	4	3	3	5	3
1620 - 1625	1	2	5	2	2	8	2
1625 - 1630	2	5	3	3	1	9	3
1630 - 1635	3	4	2	6	3	6	3
1635 - 1640	2	2	6	5	3	8	2
1640 - 1645	1	3	6	12		7	5
1645 - 1650	2	5	5	3	4	5	5
1650 - 1655	3	4	4	2	4	9	4
1655 - 1700	3	5	5	11		8	3
Hourly Total	30	38	52	71	27	88	39
Hourly Average	2.50	3.17	4.33	5.92	2.25	7.33	3.25
1700 - 1705	1	3	3	3	3	8	3
1705 - 1710	2	5	5	2	3	9	5
1710 - 1715	2	1	6	11		8	5
1715 - 1720	2	2	6	2	4	5	4
1720 - 1725	3	6	5	3	4	5	3
1725 - 1730	3	1	4	5	2	14	
1730 - 1735	2	4	2	2	3	12	
1735 - 1740	1	5	6	3	2	12	
1740 - 1745	2	2	5	6	1	15	
1745 - 1750	4	1	4	5	2	8	2
1750 - 1755	2	5	5	13		9	
1755 - 1800	3	4	2	6	3	8	1
Hourly Total	27	39	53	61	27	113	23
Hourly Average	2.25	3.25	4.42	5.08	2.25	9.42	1.92
1800 - 1805	3	5	3	4	2	8	2
1805 - 1810	2	2	2	5	2	12	
1810 - 1815	4	3	4	4	1	5	3
1815 - 1820	2	5	5	15	2	7	2
1820 - 1825	2	4	6	5	3	8	2
1825 - 1830	1	2	2	5	3	5	3
1830 - 1835	2	3	3	2	3	9	3
1835 - 1840	3	5	3	6	2	8	2
1840 - 1845	2	1	2	5	1	4	5
1845 - 1850	1	2	5	2	2	5	3
1850 - 1855	2	3	6	14		6	3
1855 - 1900	2	6	5	5	3	8	4
Hourly Total	26	41	46	72	24	85	32
Hourly Average	2.17	3.42	3.83	6.00	2.00	7.08	2.67
PM Session Total	83	118	151	204	78	286	94
PM Session Average	2.31	3.28	4.19	5.67	2.17	7.94	2.61

Wimbledon Town Centre
Queue Length Survey

Site 2 of 6
A219 High Street
Parkside Avenue
B281 Cannizaro Road

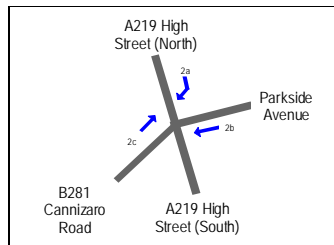


Date
Saturday 29 April 2006
0700 - 1000 (Weekday AM Peak)

TIME	2a	2b	2c
0700 - 0705	0	0	0
0705 - 0710	0	0	1
0710 - 0715	0	0	1
0715 - 0720	1	0	0
0720 - 0725	0	0	1
0725 - 0730	0	0	3
0730 - 0735	3	1	4
0735 - 0740	1	0	4
0740 - 0745	1	0	5
0745 - 0750	1	1	1
0750 - 0755	1	0	2
0755 - 0800	1	0	1
Hourly Total	9	2	23
Hourly Average	0.75	0.17	1.92
0800 - 0805	3	0	2
0805 - 0810	1	1	2
0810 - 0815	2	1	1
0815 - 0820	1	0	4
0820 - 0825	0	0	1
0825 - 0830	1	1	3
0830 - 0835	1	0	2
0835 - 0840	2	2	5
0840 - 0845	1	0	4
0845 - 0850	3	1	4
0850 - 0855	4	1	5
0855 - 0900	3	1	5
Hourly Total	22	8	38
Hourly Average	1.83	0.67	3.17
0900 - 0905	1	1	3
0905 - 0910	2	0	3
0910 - 0915	2	1	2
0915 - 0920	1	1	3
0920 - 0925	2	0	4
0925 - 0930	2	1	3
0930 - 0935	2	1	2
0935 - 0940	2	0	3
0940 - 0945	1	1	3
0945 - 0950	0	1	2
0950 - 0955	2	0	2
0955 - 1000	1	1	3
Hourly Total	18	8	33
Hourly Average	1.50	0.67	2.75
AM Session Total	49	18	94
AM Session Average	1.36	0.50	2.61

Wimbledon Town Centre
Queue Length Survey

Site 2 of 6
A219 High Street
Parkside Avenue
B281 Cannizaro Road

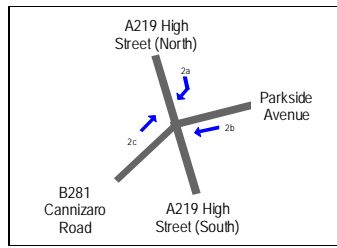


Date
Saturday 29 April 2006
1130 - 1430 (Weekday Inter Peak)

TIME	2a	2b	2c
1130 - 1135	2	1	5
1135 - 1140	2	1	6
1140 - 1145	1	1	8
1145 - 1150	4	1	5
1150 - 1155	3	1	6
1155 - 1200	2	1	5
1200 - 1205	4	0	7
1205 - 1210	3	1	6
1210 - 1215	2	1	5
1215 - 1220	3	0	4
1220 - 1225	4	0	5
1225 - 1230	2	1	4
Hourly Total	32	9	66
Hourly Average	2.67	0.75	5.50
1230 - 1235	3	1	3
1235 - 1240	3	0	4
1240 - 1245	4	1	6
1245 - 1250	2	1	3
1250 - 1255	2	0	2
1255 - 1300	1	1	2
1300 - 1305	1	1	1
1305 - 1310	1	0	3
1310 - 1315	0	1	2
1315 - 1320	0	1	1
1320 - 1325	2	0	3
1325 - 1330	3	1	2
Hourly Total	22	8	32
Hourly Average	1.83	0.67	2.67
1330 - 1335	4	1	4
1335 - 1340	2	1	3
1340 - 1345	1	1	3
1345 - 1350	3	1	5
1350 - 1355	3	0	3
1355 - 1400	2	1	4
1400 - 1405	1	1	2
1405 - 1410	2	0	2
1410 - 1415	1	1	3
1415 - 1420	2	1	4
1420 - 1425	0	0	0
1425 - 1430	0	1	4
Hourly Total	21	9	37
Hourly Average	1.75	0.75	3.08
Inter Session Total	75	26	135
Inter Session Average	2.08	0.72	3.75

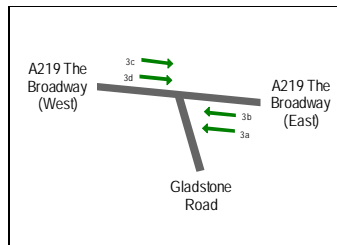
Wimbledon Town Centre
Queue Length Survey

Site 2 of 6
A219 High Street
Parkside Avenue
B281 Cannizzaro Road



Date
Saturday 29 April 2006
1600 - 1900 (Weekday PM Peak)

TIME	2a	2b	2c
1600 - 1605	2	1	4
1605 - 1610	3	1	3
1610 - 1615	2	1	6
1615 - 1620	5	0	2
1620 - 1625	3	2	3
1625 - 1630	2	1	2
1630 - 1635	1	1	4
1635 - 1640	2	0	3
1640 - 1645	3	0	2
1645 - 1650	2	1	5
1650 - 1655	2	1	3
1655 - 1700	3	1	2
Hourly Total	30	10	39
Hourly Average	2.50	0.83	3.25
1700 - 1705	1	0	5
1705 - 1710	1	1	4
1710 - 1715	3	1	4
1715 - 1720	2	1	3
1720 - 1725	3	0	5
1725 - 1730	1	0	2
1730 - 1735	4	1	4
1735 - 1740	3	1	6
1740 - 1745	2	1	3
1745 - 1750	3	0	2
1750 - 1755	1	0	4
1755 - 1800	3	0	3
Hourly Total	27	6	45
Hourly Average	2.25	0.50	3.75
1800 - 1805	4	1	1
1805 - 1810	3	1	5
1810 - 1815	2	0	2
1815 - 1820	4	0	3
1820 - 1825	3	0	1
1825 - 1830	2	1	2
1830 - 1835	1	0	3
1835 - 1840	2	0	2
1840 - 1845	1	1	1
1845 - 1850	1	1	2
1850 - 1855	2	0	3
1855 - 1900	1	0	1
Hourly Total	26	5	26
Hourly Average	2.17	0.42	2.17
PM Session Total	83	21	110
PM Session Average	2.31	0.58	3.06

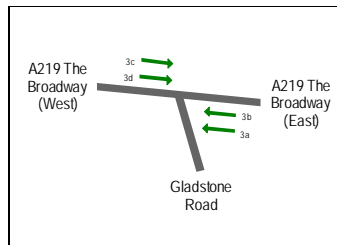


Date
Saturday 29 April 2006
0700 - 1000 (Weekday AM Peak)

TIME	3a	3b	3c	3d
0700 - 0705	1	2	1	1
0705 - 0710	0	1	1	1
0710 - 0715	0	1	2	1
0715 - 0720	2	1	1	1
0720 - 0725	1	2	1	1
0725 - 0730	1	2	1	2
0730 - 0735	0	3	1	1
0735 - 0740	1	4	4	1
0740 - 0745	2	2	1	1
0745 - 0750	0	1	1	1
0750 - 0755	1	2	4	1
0755 - 0800	2	2	2	2
Hourly Total	11	23	20	14
Hourly Average	0.92	1.92	1.67	1.17
0800 - 0805	1	4	1	2
0805 - 0810	1	4	1	1
0810 - 0815	1	2	4	1
0815 - 0820	1	5	2	4
0820 - 0825	1	2	1	5
0825 - 0830	0	5	1	1
0830 - 0835	2	2	2	2
0835 - 0840	1	4	1	3
0840 - 0845	0	7	3	2
0845 - 0850	1	5	2	2
0850 - 0855	1	4	1	2
0855 - 0900	1	5	3	2
Hourly Total	11	49	22	27
Hourly Average	0.92	4.08	1.83	2.25
0900 - 0905	1	3	1	2
0905 - 0910	1	2	1	1
0910 - 0915	3	3	1	2
0915 - 0920	1	4	2	2
0920 - 0925	4	4	1	5
0925 - 0930	2	2	1	4
0930 - 0935	4	6	4	2
0935 - 0940	2	1	4	6
0940 - 0945	1	5	6	1
0945 - 0950	2	5	1	7
0950 - 0955	1	6	9	5
0955 - 1000	1	2	7	8
Hourly Total	23	43	38	45
Hourly Average	1.92	3.58	3.17	3.75
AM Session Total	45	115	80	86
AM Session Average	1.25	3.19	2.22	2.39

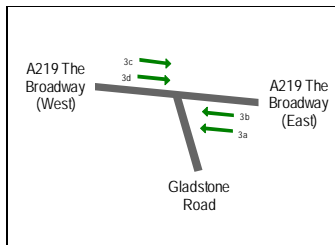
Wimbledon Town Centre
Queue Length Survey

Site 3 of 6
Gladstone Road
A219 The Broadway



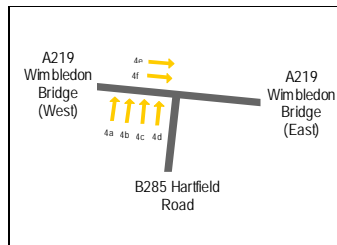
Date
Saturday 29 April 2006
1130 - 1430 (Weekday Inter Peak)

TIME	3a	3b	3c	3d
1130 - 1135	4	7	2	9
1135 - 1140	7	8	7	4
1140 - 1145	2	2	5	7
1145 - 1150	2	5	10	5
1150 - 1155	8	6	4	1
1155 - 1200	2	1	5	2
1200 - 1205	1	4	2	6
1205 - 1210	1	2	2	5
1210 - 1215	6	6	8	5
1215 - 1220	4	3	8	8
1220 - 1225	2	2	2	6
1225 - 1230	1	3	1	7
Hourly Total	40	49	56	65
Hourly Average	3.33	4.08	4.67	5.42
1230 - 1235	3	1	2	7
1235 - 1240	4	5	11	8
1240 - 1245	2	5	1	6
1245 - 1250	1	3	1	6
1250 - 1255	2	3	2	5
1255 - 1300	6	3	6	5
1300 - 1305	5	6	2	6
1305 - 1310	1	2	3	6
1310 - 1315	5	4	2	5
1315 - 1320	7	8	8	8
1320 - 1325	4	5	7	4
1325 - 1330	5	2	1	9
Hourly Total	45	47	46	75
Hourly Average	3.75	3.92	3.83	6.25
1330 - 1335	3	3	2	7
1335 - 1340	3	5	1	5
1340 - 1345	2	5	2	9
1345 - 1350	2	5	1	6
1350 - 1355	2	2	2	4
1355 - 1400	1	6	3	7
1400 - 1405	1	2	1	6
1405 - 1410	2	2	4	5
1410 - 1415	2	3	1	1
1415 - 1420	2	3	8	7
1420 - 1425	5	8	1	3
1425 - 1430	7	4	4	5
Hourly Total	32	48	30	65
Hourly Average	2.67	4.00	2.50	5.42
Inter Session Total	117	144	132	205
Inter Session Average	3.25	4.00	3.67	5.69



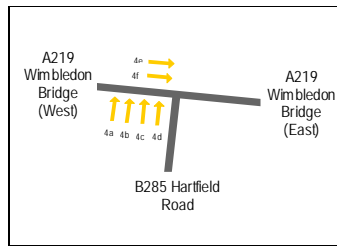
Date
Saturday 29 April 2006
1600 - 1900 (Weekday PM Peak)

TIME	3a	3b	3c	3d
1600 - 1605	1	7	5	7
1605 - 1610	1	5	3	8
1610 - 1615	0	4	1	8
1615 - 1620	3	3	6	1
1620 - 1625	1	2	1	5
1625 - 1630	1	3	7	4
1630 - 1635	2	3	3	5
1635 - 1640	2	3	9	6
1640 - 1645	1	4	8	9
1645 - 1650	1	4	5	12
1650 - 1655	2	2	1	4
1655 - 1700	1	3	1	5
Hourly Total	16	43	50	74
Hourly Average	1.33	3.58	4.17	6.17
1700 - 1705	2	2	5	10
1705 - 1710	2	4	3	10
1710 - 1715	3	3	2	4
1715 - 1720	1	2	4	3
1720 - 1725	1	2	1	2
1725 - 1730	1	4	2	3
1730 - 1735	3	3	2	5
1735 - 1740	2	1	6	3
1740 - 1745	2	3	5	5
1745 - 1750	3	3	2	4
1750 - 1755	2	4	10	5
1755 - 1800	3	3	4	5
Hourly Total	25	34	46	59
Hourly Average	2.08	2.83	3.83	4.92
1800 - 1805	3	6	3	4
1805 - 1810	1	4	6	2
1810 - 1815	1	5	1	8
1815 - 1820	1	1	1	2
1820 - 1825	1	2	2	1
1825 - 1830	1	2	5	4
1830 - 1835	1	1	5	6
1835 - 1840	4	4	1	6
1840 - 1845	1	5	6	4
1845 - 1850	3	4	3	2
1850 - 1855	2	1	3	4
1855 - 1900	1	1	2	4
Hourly Total	20	36	38	47
Hourly Average	1.67	3.00	3.17	3.92
PM Session Total	61	113	134	180
PM Session Average	1.69	3.14	3.72	5.00



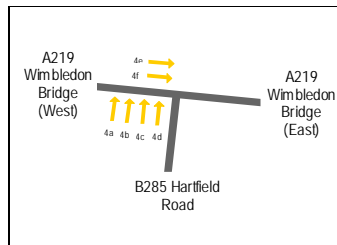
Date
Saturday 29 April 2006
0700 - 1000 (Weekday AM Peak)

TIME	4a	4b	4c	4d	4e	4f
0700 - 0705	6	3	3	2	3	3
0705 - 0710	4	4	4	1	3	2
0710 - 0715	8	2	4	2	2	5
0715 - 0720	6	3	3	2	2	4
0720 - 0725	6	2	2	3	3	5
0725 - 0730	5	3	1	3	3	3
0730 - 0735	5	3	2	2	3	3
0735 - 0740	6	4	3	1	3	5
0740 - 0745	5	4	2	2	2	4
0745 - 0750	7	3	5	2	1	5
0750 - 0755	2	2	4	2	2	3
0755 - 0800	5	6	2	1	5	2
Hourly Total	65	39	35	23	32	44
Hourly Average	5.42	3.25	2.92	1.92	2.67	3.67
0800 - 0805	8	3	2	3	5	3
0805 - 0810	9	3	3	2	4	5
0810 - 0815	6	4	2	2	5	4
0815 - 0820	3	4	1	4	2	5
0820 - 0825	11	5	5	3	3	3
0825 - 0830	6	2	1	3	2	3
0830 - 0835	8	8	2	3	1	2
0835 - 0840	5	6	3	2	2	4
0840 - 0845	5	6	2	1	3	5
0845 - 0850	8	2	2	2	6	2
0850 - 0855	7	4	3	2	5	3
0855 - 0900	4	6	3	2	4	2
Hourly Total	80	53	29	29	42	41
Hourly Average	6.67	4.42	2.42	2.42	3.50	3.42
0900 - 0905	9	3	4	1	2	2
0905 - 0910	9	2	3	3	2	4
0910 - 0915	8	11	3	3	1	5
0915 - 0920	7	2	2	2	3	2
0920 - 0925	6	6	4	2	3	1
0925 - 0930	4	8	2	2	2	2
0930 - 0935	7	5	3	1	5	3
0935 - 0940	6	3	2	2	1	2
0940 - 0945	3	3	1	3	2	1
0945 - 0950	9	1	2	2	3	2
0950 - 0955	11	3	3	1	3	2
0955 - 1000	10	3	2	1	2	1
Hourly Total	89	50	31	23	29	27
Hourly Average	7.42	4.17	2.58	1.92	2.42	2.25
AM Session Total	234	142	95	75	103	112
AM Session Average	6.50	3.94	2.64	2.08	2.86	3.11



Date
Saturday 29 April 2006
1130 - 1430 (Weekday Inter Peak)

TIME	4a	4b	4c	4d	4e	4f
1130 - 1135	5	9	2	2	2	2
1135 - 1140	4	5	3	2	2	1
1140 - 1145	4	6	3	2	1	2
1145 - 1150	5	3	1	1	2	3
1150 - 1155	3	3	4	2	3	1
1155 - 1200	2	2	4	3	1	2
1200 - 1205	5	4	5	2	2	4
1205 - 1210	3	2	3	1	2	5
1210 - 1215	7	3	2	2	3	3
1215 - 1220	5	2	1	3	3	2
1220 - 1225	7	3	2	3	2	4
1225 - 1230	3	2	3	2	1	5
Hourly Total	53	44	33	25	24	34
Hourly Average	4.42	3.67	2.75	2.08	2.00	2.83
1230 - 1235	5	5	2	2	4	4
1235 - 1240	4	3	2	1	2	5
1240 - 1245	9	1	2	1	3	2
1245 - 1250	7	4	1	2	3	3
1250 - 1255	8	4	2	3	3	3
1255 - 1300	6	2	3	2	2	3
1300 - 1305	6	2	1	1	1	2
1305 - 1310	9	3	2	2	2	1
1310 - 1315	9	4	3	3	3	4
1315 - 1320	8	3	2	3	2	5
1320 - 1325	7	4	1	3	1	3
1325 - 1330	9	5	2	2	2	2
Hourly Total	87	40	23	25	28	37
Hourly Average	7.25	3.33	1.92	2.08	2.33	3.08
1330 - 1335	7	4	2	2	2	2
1335 - 1340	5	4	3	2	3	1
1340 - 1345	9	3	2	1	1	2
1345 - 1350	7	3	1	2	0	5
1350 - 1355	5	7	2	1	3	4
1355 - 1400	6	6	2	3	1	3
1400 - 1405	5	7	2	1	2	2
1405 - 1410	3	6	3	2	5	4
1410 - 1415	4	7	3	2	4	4
1415 - 1420	6	5	3	2	1	5
1420 - 1425	7	5	2	1	3	2
1425 - 1430	9	3	1	1	3	4
Hourly Total	73	60	26	20	28	38
Hourly Average	6.08	5.00	2.17	1.67	2.33	3.17
Inter Session Total	213	144	82	70	80	109
Inter Session Average	5.92	4.00	2.28	1.94	2.22	3.03

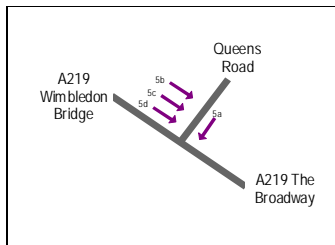


Date
Saturday 29 April 2006
1600 - 1900 (Weekday PM Peak)

TIME	4a	4b	4c	4d	4e	4f
1600 - 1605	6	5	5	1	2	5
1605 - 1610	6	6	4	4	3	5
1610 - 1615	7	6	5	5	5	5
1615 - 1620	5	5	1	2	4	2
1620 - 1625	7	5	4	1	2	4
1625 - 1630	2	7	3	2	3	2
1630 - 1635	6	9	4	3	3	2
1635 - 1640	6	4	3	2	2	2
1640 - 1645	8	7	10	1	2	1
1645 - 1650	9	7	1	2	2	3
1650 - 1655	8	4	1	3	3	2
1655 - 1700	9	7	0	2	2	3
Hourly Total	79	72	41	28	33	36
Hourly Average	6.58	6.00	3.42	2.33	2.75	3.00
1700 - 1705	8	4	2	2	3	1
1705 - 1710	7	5	5	1	2	2
1710 - 1715	3	6	4	1	1	4
1715 - 1720	5	2	4	5	2	5
1720 - 1725	6	4	4	4	5	3
1725 - 1730	7	4	0	1	1	2
1730 - 1735	5	2	3	2	2	1
1735 - 1740	7	3	7	3	3	3
1740 - 1745	9	1	5	2	5	2
1745 - 1750	10	7	0	1	4	2
1750 - 1755	4	9	8	2	4	2
1755 - 1800	5	6	6	5	5	3
Hourly Total	76	53	48	29	37	30
Hourly Average	6.33	4.42	4.00	2.42	3.08	2.50
1800 - 1805	8	5	4	5	2	2
1805 - 1810	5	7	6	4	3	1
1810 - 1815	5	7	7	2	2	2
1815 - 1820	7	3	13	4	1	3
1820 - 1825	6	4	5	3	2	2
1825 - 1830	7	5	4	2	3	4
1830 - 1835	6	5	5	1	2	5
1835 - 1840	7	5	3	2	2	3
1840 - 1845	8	6	3	3	2	2
1845 - 1850	8	7	1	3	1	5
1850 - 1855	8	5	4	3	2	4
1855 - 1900	5	5	1	4	3	5
Hourly Total	80	64	56	36	25	38
Hourly Average	6.67	5.33	4.67	3.00	2.08	3.17
PM Session Total	235	189	145	93	95	104
PM Session Average	6.53	5.25	4.03	2.58	2.64	2.89

Wimbledon Town Centre
Queue Length Survey

Site 5 of 6
Queens Road
A219 The Broadway
A219 Wimbledon Bridge

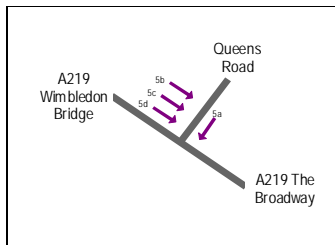


Date
Saturday 29 April 2006
0700 - 1000 (Weekday AM Peak)

TIME	5a	5b	5c	5d
0700 - 0705	1	0	1	1
0705 - 0710	2	0	2	2
0710 - 0715	1	0	1	1
0715 - 0720	1	0	3	1
0720 - 0725	1	0	3	1
0725 - 0730	1	0	4	1
0730 - 0735	2	0	3	3
0735 - 0740	2	0	2	1
0740 - 0745	2	0	3	3
0745 - 0750	1	0	7	2
0750 - 0755	2	0	1	0
0755 - 0800	2	0	8	2
Hourly Total	18	0	38	18
Hourly Average	1.50	0.00	3.17	1.50
0800 - 0805	1	0	7	5
0805 - 0810	2	0	8	3
0810 - 0815	2	0	5	3
0815 - 0820	1	0	2	4
0820 - 0825	3	0	6	2
0825 - 0830	2	0	4	3
0830 - 0835	3	0	4	5
0835 - 0840	2	1	4	3
0840 - 0845	4	1	4	1
0845 - 0850	6	0	7	2
0850 - 0855	1	2	6	4
0855 - 0900	3	0	4	5
Hourly Total	30	4	61	40
Hourly Average	2.50	0.33	5.08	3.33
0900 - 0905	3	0	8	4
0905 - 0910	3	0	9	6
0910 - 0915	2	1	7	6
0915 - 0920	3	1	8	5
0920 - 0925	2	2	7	3
0925 - 0930	3	2	7	5
0930 - 0935	2	1	5	4
0935 - 0940	4	3	5	4
0940 - 0945	2	4	4	2
0945 - 0950	5	3	6	3
0950 - 0955	3	2	7	5
0955 - 1000	4	0	7	6
Hourly Total	36	19	80	53
Hourly Average	3.00	1.58	6.67	4.42
AM Session Total	84	23	179	111
AM Session Average	2.33	0.64	4.97	3.08

Wimbledon Town Centre
Queue Length Survey

Site 5 of 6
Queens Road
A219 The Broadway
A219 Wimbledon Bridge

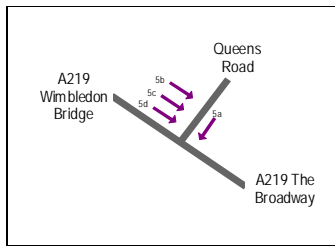


Date
Saturday 29 April 2006
1130 - 1430 (Weekday Inter Peak)

TIME	5a	5b	5c	5d
1130 - 1135	5	2	9	4
1135 - 1140	5	2	5	5
1140 - 1145	6	4	10	7
1145 - 1150	4	4	5	4
1150 - 1155	5	4	9	3
1155 - 1200	5	4	5	6
1200 - 1205	5	9	9	7
1205 - 1210	5	8	11	9
1210 - 1215	6	9	10	9
1215 - 1220	6	8	10	9
1220 - 1225	3	2	13	10
1225 - 1230	5	4	14	11
Hourly Total	60	60	110	84
Hourly Average	5.00	5.00	9.17	7.00
1230 - 1235	9	4	9	7
1235 - 1240	3	4	12	9
1240 - 1245	5	9	9	7
1245 - 1250	4	6	10	8
1250 - 1255	5	11	13	11
1255 - 1300	3	7	13	12
1300 - 1305	5	11	13	12
1305 - 1310	6	8	15	11
1310 - 1315	6	5	15	12
1315 - 1320	7	6	14	11
1320 - 1325	6	5	15	12
1325 - 1330	5	3	15	12
Hourly Total	64	79	153	124
Hourly Average	5.33	6.58	12.75	10.33
1330 - 1335	5	3	11	11
1335 - 1340	6	3	11	9
1340 - 1345	7	8	13	11
1345 - 1350	2	9	9	12
1350 - 1355	4	4	15	12
1355 - 1400	5	9	15	7
1400 - 1405	5	8	15	10
1405 - 1410	6	9	15	12
1410 - 1415	5	11	14	12
1415 - 1420	6	12	16	11
1420 - 1425	6	10	15	13
1425 - 1430	6	11	15	12
Hourly Total	63	97	164	132
Hourly Average	5.25	8.08	13.67	11.00
Inter Session Total	187	236	427	340
Inter Session Average	5.19	6.56	11.86	9.44

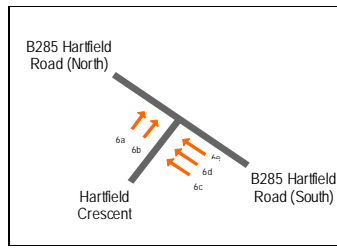
Wimbledon Town Centre
Queue Length Survey

Site 5 of 6
Queens Road
A219 The Broadway
A219 Wimbledon Bridge



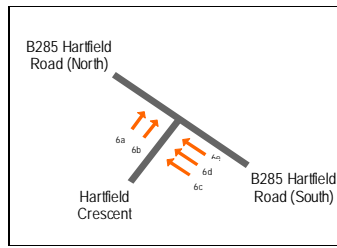
Date
Saturday 29 April 2006
1600 - 1900 (Weekday PM Peak)

TIME	5a	5b	5c	5d
1600 - 1605	5	4	15	12
1605 - 1610	6	1	15	11
1610 - 1615	6	6	10	10
1615 - 1620	6	5	10	5
1620 - 1625	7	1	15	12
1625 - 1630	7	6	15	8
1630 - 1635	9	6	15	9
1635 - 1640	8	4	14	11
1640 - 1645	7	5	13	11
1645 - 1650	5	4	19	12
1650 - 1655	5	5	11	9
1655 - 1700	5	2	18	12
Hourly Total	76	49	170	122
Hourly Average	6.33	4.08	14.17	10.17
1700 - 1705	4	2	12	8
1705 - 1710	5	3	18	10
1710 - 1715	4	3	17	9
1715 - 1720	7	2	16	9
1720 - 1725	6	2	15	13
1725 - 1730	6	0	12	9
1730 - 1735	6	1	15	12
1735 - 1740	6	2	9	8
1740 - 1745	6	3	8	10
1745 - 1750	6	3	15	12
1750 - 1755	7	3	8	7
1755 - 1800	6	2	12	12
Hourly Total	69	26	157	119
Hourly Average	5.75	2.17	13.08	9.92
1800 - 1805	6	1	13	12
1805 - 1810	5	4	12	7
1810 - 1815	6	3	10	7
1815 - 1820	6	3	8	8
1820 - 1825	4	3	8	7
1825 - 1830	5	1	11	11
1830 - 1835	6	1	9	7
1835 - 1840	5	1	9	9
1840 - 1845	5	1	9	9
1845 - 1850	4	0	7	10
1850 - 1855	4	0	12	9
1855 - 1900	3	2	3	4
Hourly Total	59	20	111	100
Hourly Average	4.92	1.67	9.25	8.33
PM Session Total	204	95	438	341
PM Session Average	5.67	2.64	12.17	9.47



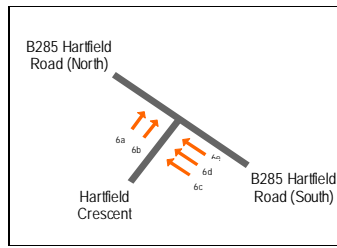
Date
Saturday 29 April 2006
0700 - 1000 (Weekday AM Peak)

TIME	6a	6b	6c	6d	6e
0700 - 0705	1	1	0	2	0
0705 - 0710	1	1	0	2	2
0710 - 0715	1	1	0	1	0
0715 - 0720	2	1	0	0	0
0720 - 0725	0	0	0	0	0
0725 - 0730	1	0	0	2	2
0730 - 0735	1	1	0	1	0
0735 - 0740	1	0	0	3	3
0740 - 0745	1	2	0	2	2
0745 - 0750	1	0	0	2	1
0750 - 0755	2	2	0	3	0
0755 - 0800	1	1	0	1	0
Hourly Total	13	10	0	19	10
Hourly Average	1.08	0.83	0.00	1.58	0.83
0800 - 0805	1	2	0	2	1
0805 - 0810	1	1	0	1	1
0810 - 0815	1	2	0	4	1
0815 - 0820	1	2	0	2	7
0820 - 0825	2	1	0	5	1
0825 - 0830	2	1	0	5	1
0830 - 0835	1	1	0	2	3
0835 - 0840	1	1	0	4	1
0840 - 0845	2	1	0	3	0
0845 - 0850	1	2	0	6	2
0850 - 0855	1	3	0	3	1
0855 - 0900	1	2	0	7	1
Hourly Total	15	19	0	44	20
Hourly Average	1.25	1.58	0.00	3.67	1.67
0900 - 0905	1	2	0	2	2
0905 - 0910	1	1	0	4	1
0910 - 0915	1	1	0	7	2
0915 - 0920	1	1	0	8	1
0920 - 0925	3	1	0	4	1
0925 - 0930	1	2	0	1	5
0930 - 0935	1	1	0	2	3
0935 - 0940	1	3	0	1	1
0940 - 0945	1	1	0	3	2
0945 - 0950	3	1	0	4	1
0950 - 0955	1	1	0	3	1
0955 - 1000	1	1	0	2	2
Hourly Total	16	16	0	41	22
Hourly Average	1.33	1.33	0.00	3.42	1.83
AM Session Total	44	45	0	104	52
AM Session Average	1.22	1.25	0.00	2.89	1.44



Date
Saturday 29 April 2006
1130 - 1430 (Weekday Inter Peak)

TIME	6a	6b	6c	6d	6e
1130 - 1135	4	3	0	2	6
1135 - 1140	4	4	1	5	9
1140 - 1145	1	2	0	5	6
1145 - 1150	1	2	0	4	9
1150 - 1155	1	1	0	2	5
1155 - 1200	2	1	0	2	3
1200 - 1205	2	2	0	5	5
1205 - 1210	1	1	0	4	1
1210 - 1215	1	3	0	3	3
1215 - 1220	2	2	0	7	8
1220 - 1225	1	2	0	4	5
1225 - 1230	2	3	0	6	4
Hourly Total	22	26	1	49	64
Hourly Average	1.83	2.17	0.08	4.08	5.33
1230 - 1235	1	2	0	5	4
1235 - 1240	2	1	0	8	4
1240 - 1245	1	2	0	5	5
1245 - 1250	2	2	0	7	2
1250 - 1255	1	6	0	3	1
1255 - 1300	2	2	1	5	1
1300 - 1305	3	1	1	1	1
1305 - 1310	1	2	0	4	3
1310 - 1315	2	3	1	3	1
1315 - 1320	2	2	0	3	1
1320 - 1325	1	1	0	3	1
1325 - 1330	2	2	0	5	7
Hourly Total	20	26	3	52	31
Hourly Average	1.67	2.17	0.25	4.33	2.58
1330 - 1335	1	3	0	3	2
1335 - 1340	2	4	0	1	1
1340 - 1345	1	1	0	2	2
1345 - 1350	2	1	0	9	2
1350 - 1355	1	2	0	1	1
1355 - 1400	3	2	0	2	2
1400 - 1405	2	1	2	5	1
1405 - 1410	2	1	0	2	2
1410 - 1415	2	3	0	4	1
1415 - 1420	1	2	0	5	5
1420 - 1425	1	2	0	1	1
1425 - 1430	3	1	0	8	1
Hourly Total	21	23	2	43	21
Hourly Average	1.75	1.92	0.17	3.58	1.75
Inter Session Total	63	75	6	144	116
Inter Session Average	1.75	2.08	0.17	4.00	3.22



Date
Saturday 29 April 2006
1600 - 1900 (Weekday PM Peak)

TIME	6a	6b	6c	6d	6e
1600 - 1605	1	1	0	3	4
1605 - 1610	2	3	0	1	3
1610 - 1615	1	2	0	7	1
1615 - 1620	2	1	0	10	2
1620 - 1625	1	1	0	5	3
1625 - 1630	1	1	0	1	1
1630 - 1635	3	1	0	6	4
1635 - 1640	1	2	0	2	1
1640 - 1645	1	2	3	4	2
1645 - 1650	2	2	0	4	1
1650 - 1655	4	1	0	12	1
1655 - 1700	1	1	0	1	1
Hourly Total	20	18	3	56	24
Hourly Average	1.67	1.50	0.25	4.67	2.00
1700 - 1705	1	2	0	3	1
1705 - 1710	1	1	0	2	1
1710 - 1715	1	1	0	8	2
1715 - 1720	2	3	0	2	3
1720 - 1725	2	2	0	5	2
1725 - 1730	1	1	0	3	1
1730 - 1735	3	1	0	2	3
1735 - 1740	1	3	0	1	3
1740 - 1745	1	1	0	3	1
1745 - 1750	1	2	0	3	2
1750 - 1755	1	3	0	1	2
1755 - 1800	1	1	0	4	2
Hourly Total	16	21	0	37	23
Hourly Average	1.33	1.75	0.00	3.08	1.92
1800 - 1805	1	1	0	1	1
1805 - 1810	1	1	0	1	3
1810 - 1815	2	1	0	1	1
1815 - 1820	1	1	0	1	1
1820 - 1825	1	2	0	1	1
1825 - 1830	2	1	0	3	1
1830 - 1835	1	1	0	4	2
1835 - 1840	2	3	0	8	3
1840 - 1845	3	2	0	3	1
1845 - 1850	1	1	0	4	2
1850 - 1855	1	2	0	4	5
1855 - 1900	3	1	0	3	1
Hourly Total	19	17	0	34	22
Hourly Average	1.58	1.42	0.00	2.83	1.83
PM Session Total	55	56	3	127	69
PM Session Average	1.53	1.56	0.08	3.53	1.92