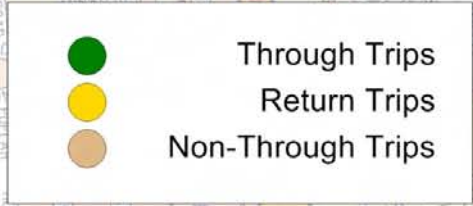
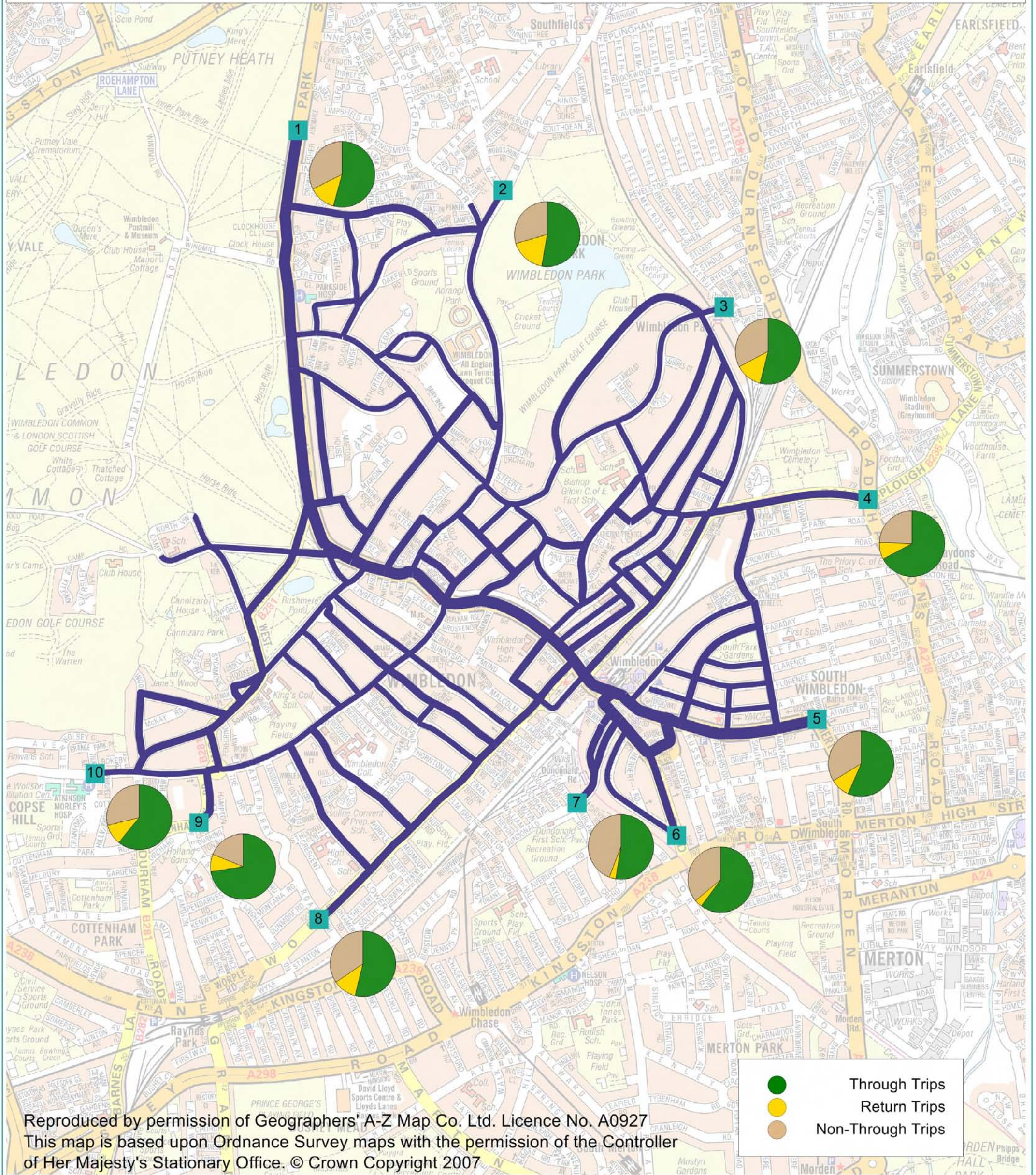
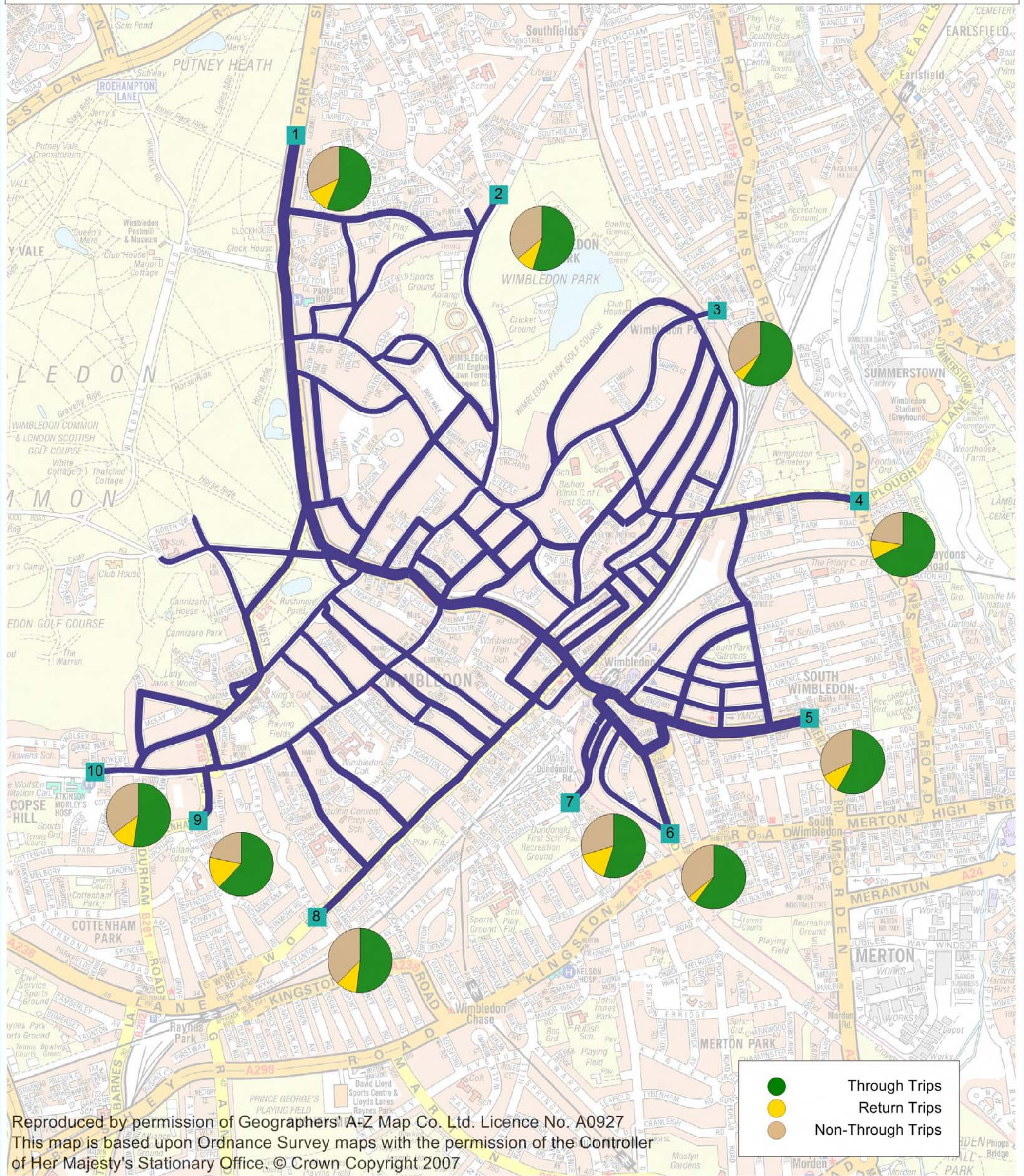


OD Trips Analysis INBOUND - AM Peak



Cordon	AM Through Trips	AM Through Trips (%)	AM Return Trips	AM Return Trips (%)	AM None Through Trips	AM None Through Trips (%)
1	1187	55%	291	14%	706	33%
2	379	53%	129	18%	212	30%
3	314	54%	77	14%	191	33%
4	1339	68%	168	9%	485	25%
5	787	57%	135	10%	469	34%
6	283	61%	18	4%	170	37%
7	338	53%	21	4%	284	45%
8	774	54%	167	12%	497	35%
9	832	73%	99	9%	217	19%
10	924	61%	156	11%	443	30%

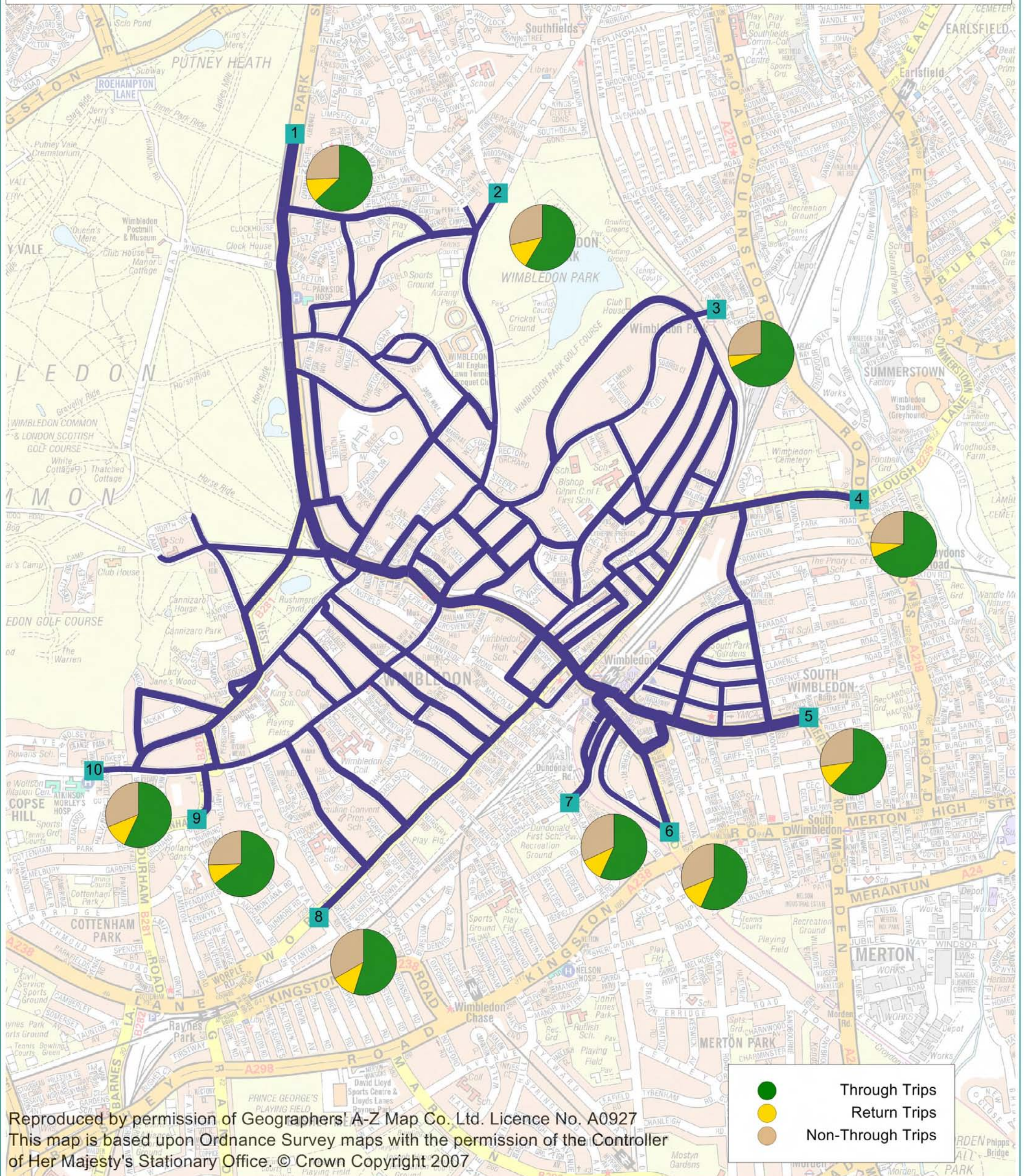
OD Trips Analysis OUTBOUND - AM Peak



Reproduced by permission of Geographers' A-Z Map Co. Ltd. Licence No. A0927
 This map is based upon Ordnance Survey maps with the permission of the Controller
 of Her Majesty's Stationary Office. © Crown Copyright 2007

Cordon	AM Through Trips	AM Through Trips (%)	AM Return Trips	AM Return Trips (%)	AM None Through Trips	AM None Through Trips (%)
1	1399	56%	291	12%	797	32%
2	764	55%	129	9%	505	36%
3	827	59%	77	6%	490	35%
4	1161	68%	168	10%	388	23%
5	795	58%	135	10%	441	32%
6	256	60%	18	4%	153	36%
7	74	55%	21	16%	40	30%
8	818	52%	167	11%	593	38%
9	380	62%	99	16%	132	22%
10	683	53%	156	12%	459	35%

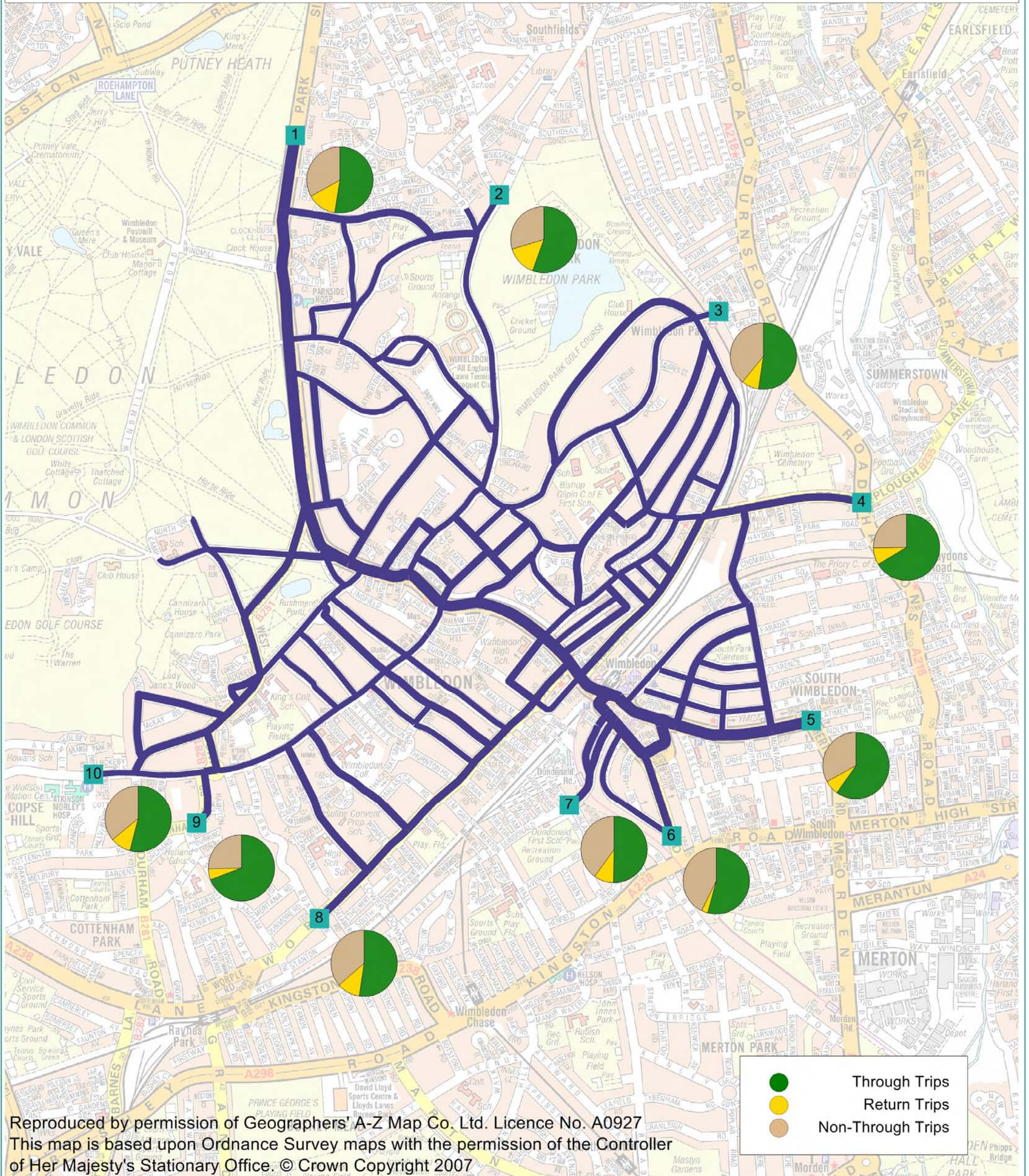
OD Trips Analysis INBOUND - PM Peak



Reproduced by permission of Geographers' A-Z Map Co. Ltd. Licence No. A0927
 This map is based upon Ordnance Survey maps with the permission of the Controller
 of Her Majesty's Stationary Office. © Crown Copyright 2007

Cordon	PM Through Trips	PM Through Trips (%)	PM Return Trips	PM Return Trips (%)	PM None Through Trips	PM None Through Trips (%)
1	1689	63%	311	12%	682	26%
2	524	59%	114	13%	256	29%
3	809	69%	71	6%	308	26%
4	1285	69%	138	8%	454	25%
5	751	63%	128	11%	331	28%
6	146	57%	31	13%	81	32%
7	273	57%	54	12%	153	32%
8	849	55%	185	12%	515	34%
9	412	65%	61	10%	162	26%
10	826	58%	171	12%	451	32%

OD Trips Analysis OUTBOUND - PM Peak



Cordon	PM Through Trips	PM Through Trips (%)	PM Return Trips	PM Return Trips (%)	PM None Through Trips	PM None Through Trips (%)
1	1139	53%	311	14%	718	33%
2	427	56%	114	15%	228	30%
3	439	52%	71	8%	328	39%
4	1100	66%	138	8%	419	25%
5	1067	60%	128	7%	589	33%
6	534	54%	31	3%	421	43%
7	281	50%	54	10%	224	40%
8	858	52%	185	11%	596	36%
9	800	69%	61	5%	295	26%
10	919	54%	171	10%	612	36%