

MERTON WARD HEALTH PROFILES:

GRAVENEY

ABOUT GRAVENEY



POPULATION

Residents in 2020



10,170

3 IN 5 residents are of **BAME** background

58% of Graveney's residents were of BAME background, which is higher than Merton (35%), London (40%), and England (15%)



Population in Graveney (all persons) by single age band, 2020



Compared to Merton, Graveney has a lower proportion of children and young people aged 1-21 years, and a lower proportion of working aged people (40 - 54 years)

ASSETS



North East Mitcham Community Centre



Public Transport (PTAL score of 2**)

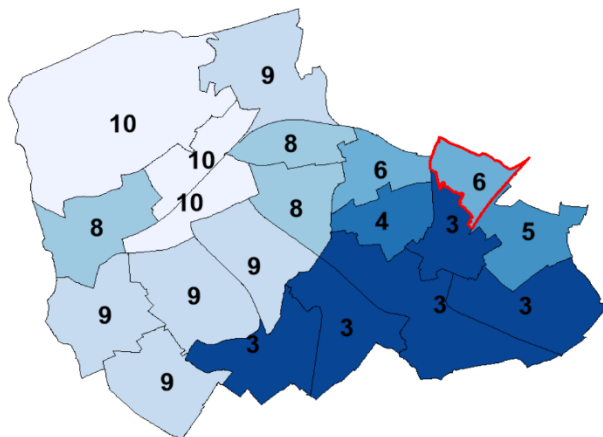


33% of households have access to local parks*

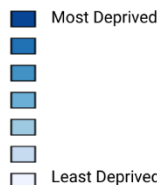
*Access to local parks is based on travelling distance which is defined as 400 meters between household and park

**The Public Transport Accessibility Level (PTAL) is a measurement created by Transport for London which gives a measure of accessibility to the public transport network. Each area is scored between 0 and 6b, where 0 indicates a very poor access to public transport and 6b indicates excellent access.

DEPRIVATION




Deprivation decile



Index of Multiple Deprivation 2019

Graveney is in decile 6, which means the ward contains some of the most deprived areas in Merton along with some of the less deprived areas.

LIFE EXPECTANCY AT BIRTH




The male life expectancy at birth is 81 years, which is higher than the Merton average of 80.7 years.




The female life expectancy at birth is 83.9 years, which is lower than the Merton average of 84.2 years.

HEALTHY LIFE EXPECTANCY AT BIRTH



The male healthy life expectancy at birth is 63.5 years, which is lower than the Merton average of 65.4 years.



The female healthy life expectancy at birth is 64.4 years, which is lower than the Merton average of 66.3 years.



CRIME RATE



58 offences per 1,000 population

lower than Merton (68 per 1,000 population).

Highest number of offences

1. Violence against the person
2. Vehicle Offences

Children and Older People Deprivation



15%

children (0-15) live in income deprived households. Lower than Merton (17%).

19%

older people (60+) live in pension credit households. Higher than Merton (16%).



Overcrowding



19% of households are overcrowded (higher than 16% in Merton).

CHILDREN & YOUNG PEOPLE

School Readiness



52%

(proportion of children achieving a good level of development at age 5)

This is lower than Merton (60%), London (62%) and England (60%) (2013/14).

Obesity at Year 6



28%

obese in Year 6

This is higher compared to Merton (21%), and England (20%).

Children and Young People Admissions for Injury



Graveney has a rate of

83 PER 10,000

Children and young people (0-14 years) admitted to hospital because of unintentional and deliberate injuries. This is lower than Merton (97), London (86) and England (110), (2011/12 - 2015/16).

GCSE Achievement



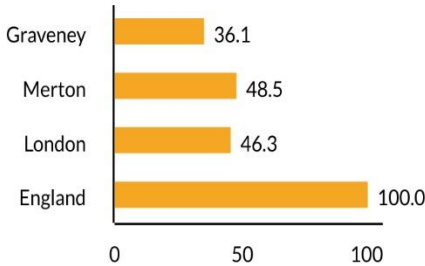
69% achieved 5 GCSEs*

This is similar to Merton (68%), but higher than London (62%) and England (57%).

(*grades A to C, including English and Maths)

ADULTS

Self-harm



Graveney has a SAR* of 36.1 for hospital admissions for intentional self-harm. This is lower than Merton (48.5), London (46.3) and England (100).

(*Standardised Admission Ratio)

Smoking

Given the socio-demographic make-up of the ward, it is expected that

19%

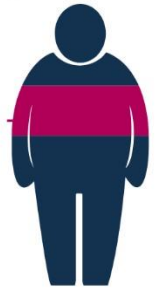


of residents in the ward have smoked in the past year. This is lower than Merton (19%).

Obesity

22%

obese adults



This is higher than Merton (19%) and London (21%) but lower than England (24%).

(*estimated proportion of over 16s with a BMI of more than 30)

Back Pain

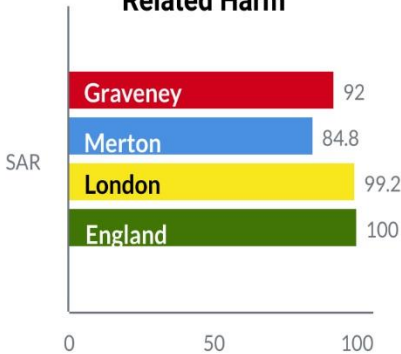


14.1%

of residents are estimated to have back pain. This is lower than Merton (14.6%), London (14.5%) and England (16.9%).

POOR HEALTH & PREMATURE DEATHS

Hospital Stay for Alcohol-Related Harm



The ward has a SAR* of 92 for hospital admissions for alcohol attributable conditions. This is higher than Merton (84.8) but lower than London (99.2) and England (100).

(*Standardised Admission Ratio)

Main Causes of Premature Deaths*



1 IN 2 due to cancer




1 IN 3 due to circulatory disease (incl. heart diseases)



1 IN 6 due to respiratory diseases

(*deaths in people aged 75 and under)

MORE INFORMATION



Produced in 2020



public.health@merton.gov.uk
www.merton.gov.uk/health-social-care/publichealth/jsna.htm