

MERTON HEALTH PROFILES:

EAST MERTON

ABOUT EAST MERTON



POPULATION

Residents in 2020

1 IN 2 residents are of **BAME** background

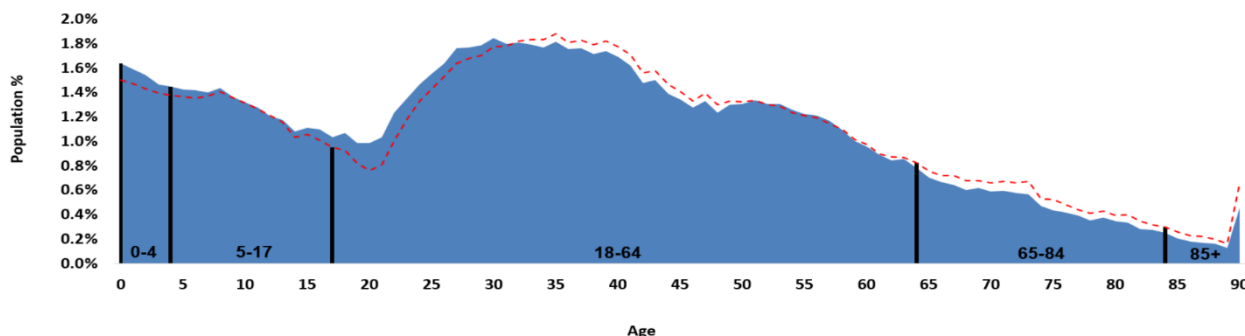


112,030

46% of East Merton's residents were of BAME background, which is higher than Merton (35%), London (40%) and England (15%)



Population East Merton (all persons) by single age band, 2020



Compared to Merton, East Merton has a higher proportion of 0-9 and 15-32 year olds, and a lower proportion of people aged above 64 years



*Access to local parks is based on travelling distance which is defined as 400 meters between household and park
 **The Public Transport Accessibility Level (PTAL) is a measurement created by Transport for London which gives a measure of accessibility to the public transport network. Each area is scored between 0 and 6b, where 0 indicates a very poor access to public transport and 6b indicates excellent access.

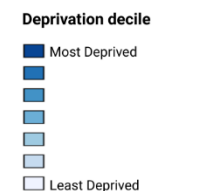
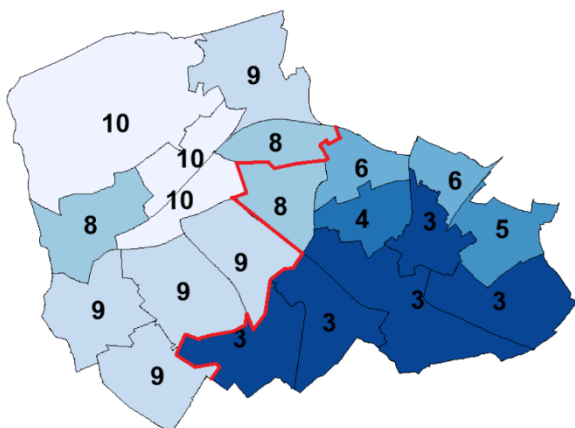
LIFE EXPECTANCY AT BIRTH



The male life expectancy at birth is 79.3 years, which is lower than the Merton average of 80.7 years.

The female life expectancy at birth is 83.5 years, which is lower than the Merton average of 84.2 years.

DEPRIVATION



Index of Multiple Deprivation 2019
 East Merton has an average decile score of 4, which means it contains some of the most deprived areas in Merton.

HEALTHY LIFE EXPECTANCY AT BIRTH



The male healthy life expectancy at birth is 61.9 years, which is lower than the Merton average of 65.4 years.

The female healthy life expectancy at birth is 62.7 years, which is lower than the Merton average of 66.3 years.



CRIME RATE



74 offences per 1,000 population

higher than Merton (68 per 1,000 population).

Highest number of offences

1. Violence Against the Person
2. Theft

Children and Older People Deprivation



23%

children (0-15) live in income deprived households. Higher than Merton (17%).

22%

older people (60+) live in pension credit households. Higher than Merton (16%).



Overcrowding



CHILDREN & YOUNG PEOPLE

School Readiness



(proportion of children achieving a good level of development at age 5)

This is lower than Merton (60%), London (62%) and England (60%) (2013/14).

Obesity at Year 6



25.4%

obese in Year 6

This is higher compared to Merton (21%), and England (20%).

Children and Young People Admissions for Injury



East Merton has a rate of

101.1 PER 10,000

Children and young people (0-14 years) admitted to hospital because of unintentional and deliberate injuries. This is higher than Merton (97), London (86) but lower than England (110), (2011/12 - 2015/16).

GCSE Achievement



62%

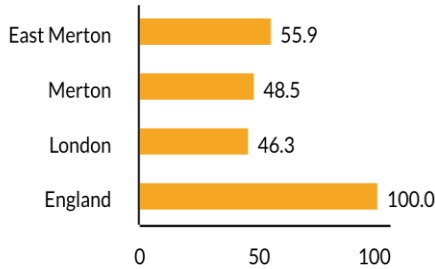
achieved 5 GCSEs*

This is lower than Merton (68%), comparable to London (62%) and higher than England (57%).

(*grades A to C, including English and Maths)

ADULTS

Self-harm



East Merton has a SAR* of 55.9 for hospital admissions for intentional self-harm. This is higher than Merton (48.5) and London (46.3) but lower than England (100).

(*Standardised Admission Ratio)

Smoking


Given the socio-demographic make-up of the wards, it is expected that

22%



of residents in the ward have smoked in the past year. This is higher than Merton (19%).

Obesity



23%

obese adults

This is higher than Merton (19%) and London (21%) but lower than England (24%).

(*estimated proportion of over 16s with a BMI of more than 30)

Back Pain

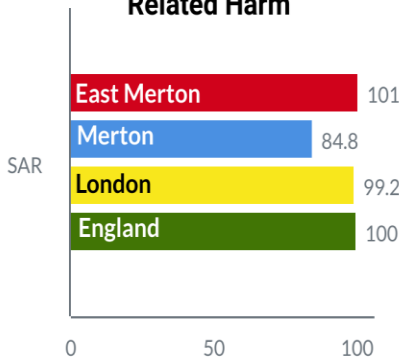


14.4%

of residents are estimated to have back pain. This is lower than Merton (14.6%), London (14.5%) and England (16.9%).

POOR HEALTH & PREMATURE DEATHS

Hospital Stay for Alcohol-Related Harm



The ward has a SAR* of 101 for hospital admissions for alcohol attributable conditions. This is higher than Merton (84.8), London (99.2) and England (100).

(*Standardised Admission Ratio)

Main Causes of Premature Deaths*



1 IN 3
due to cancer



1 IN 4
due to circulatory disease (incl. heart diseases)



1 IN 6
due to respiratory diseases

(*deaths in people aged 75 and under)

MORE INFORMATION



Produced in 2020



public.health@merton.gov.uk
www.merton.gov.uk/health-social-care/publichealth/jsna.htm